



INTERNATIONAL  
**2021**  
CATALOGUE



# Community Playthings



## Who we are

At Community Playthings everything we do is rooted in our love for children. Our products are crafted by men and women who belong to a Christian community and believe children deserve the best.

The exceptional work you do alongside our high-quality equipment creates an environment where childhood comes alive.

## Quality craftsmanship & design

Children need play equipment that is safe, simple, natural and beautiful. Our furniture is modular and adaptable, enabling your environment to be changed and developed.

All products are made in our workshops in East Sussex and Kent; their solid wood construction and robust joinery make for furniture and play equipment that lasts decades.

Input from educators and leaders like you has guided our product design for over 70 years. You'll find our products give staff an environment that is an extremely effective "third teacher."

# Children come first



## Customer service

From product support to ordering and delivery, you have a UK-based account manager ready to answer any question you may have.

We provide free 2-week delivery anywhere in the UK.

## Safety & sustainability

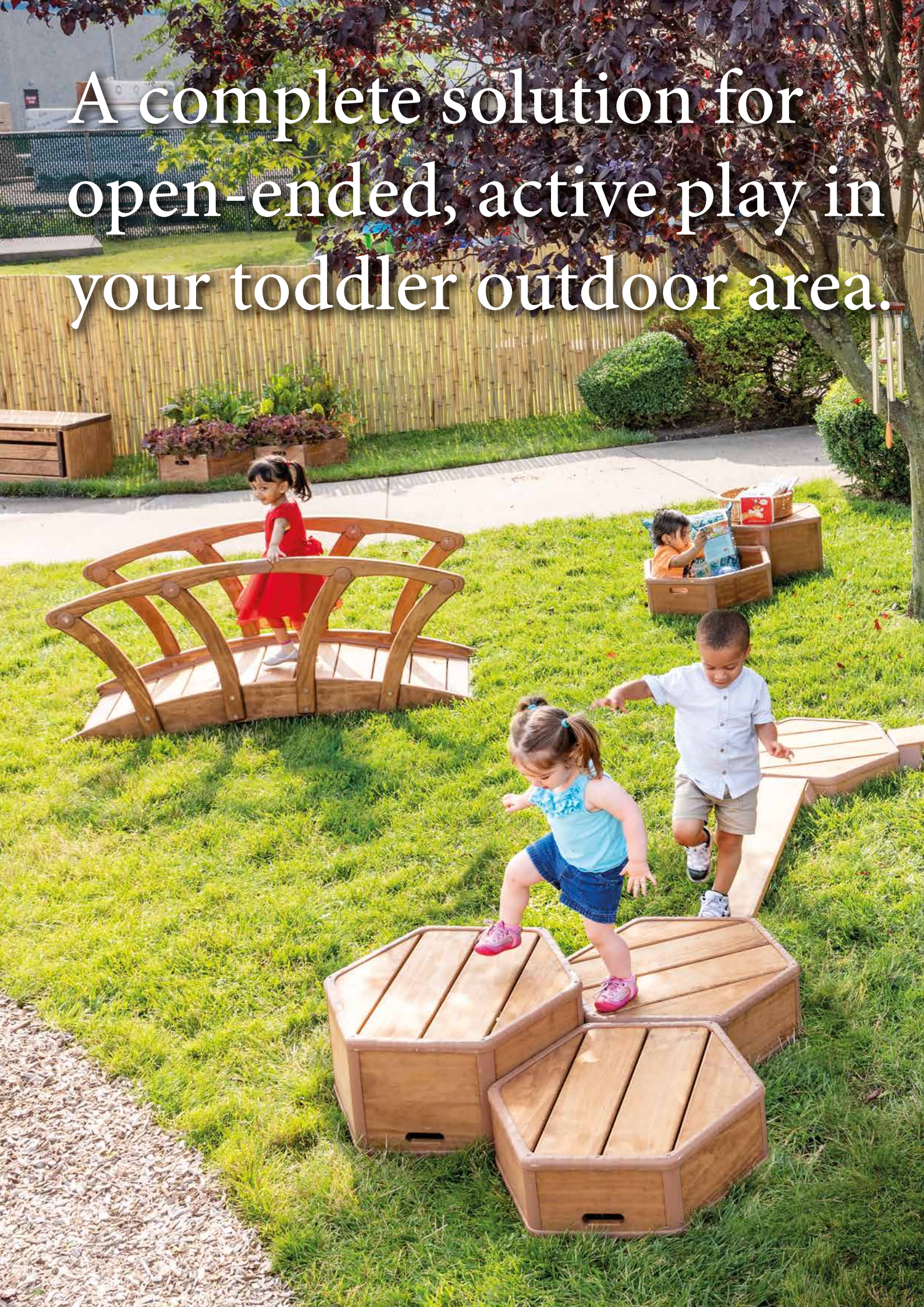
We believe equipment for children should be durable and made in a way that preserves the world they will inherit. Crafted with children's health and safety as top priority, our products are free of any elements that are harmful for children or the environment. The wood we use is chain-of-custody certified and sustainably grown.



**community playthings**



A complete solution for  
open-ended, active play in  
your toddler outdoor area.







**Toddler activity set**  
**See page 9**

# Contents

<b>Outdoor play . . . . .</b>	<b>5</b>
Outlast for toddlers . . . . .	9
Outlast mud kitchen . . . . .	17
Outlast harbour . . . . .	21
Outlast storage . . . . .	23
Outlast blocks . . . . .	25
Outlast water play system . . . . .	29
Outlast tables & benches. . . . .	37
Trikes & Scooters. . . . .	41
<b>Furniture. . . . .</b>	<b>43</b>
Welly storage . . . . .	45
Welcome centre . . . . .	47
Shelving . . . . .	55
Panels . . . . .	74
Book display. . . . .	95
Roomscapes sets. . . . .	80
Montessori shelving . . . . .	99
<b>Tables and chairs . . . . .</b>	<b>101</b>
Height guidelines . . . . .	103
Tables . . . . .	105
Chairs . . . . .	113
<b>Creative and messy. . . . .</b>	<b>119</b>
Easels and art storage . . . . .	121
Indoor sand and water. . . . .	133
Workbench . . . . .	135
<b>Blocks and trucks . . . . .</b>	<b>137</b>
Blocks . . . . .	139
Trucks and aircraft . . . . .	151
<b>Role play. . . . .</b>	<b>153</b>
Play Collection. . . . .	155
Drama centre . . . . .	163
Home corner furniture . . . . .	165
Soft seating . . . . .	167
<b>Active play . . . . .</b>	<b>171</b>
PlayFrame . . . . .	173
Indoor riding toys . . . . .	179
<b>Sleep. . . . .</b>	<b>181</b>
Dream Coracle. . . . .	183
Cots . . . . .	185
Rest mats . . . . .	187
<b>Babies and toddlers. . . . .</b>	<b>189</b>
Nursery gyms . . . . .	191
ToddleBoxes . . . . .	205
Changing tables . . . . .	209
Gliders. . . . .	211
Chairs . . . . .	213
<b>Information . . . . .</b>	<b>218</b>
Room layout service. . . . .	218
Care . . . . .	218
Environmental commitment . . . . .	220
Sustainability . . . . .	220
Ordering. . . . .	222
Customer service. . . . .	223
Index . . . . .	225







# Outdoor play

## Outlast for toddlers

Page 9



## Outlast mud kitchen

Page 17



## Outlast arbour

Page 21



## Outlast storage unit

Page 23



## Outlast blocks and ramps

Page 25



## Outlast water play system

Page 29



## Outlast tables and benches

Page 37



## Trikes

Page 41









# Outlast

There's no better place for play and learning than the great outdoors! Extending your curriculum outside connects children with the natural environment on a daily basis. Extremely durable, weatherproof, and aesthetically attractive, Outlast products will transform your outdoor space.

## Wooden playthings that last forever outdoors

**Weatherproof wood?** Yes! The secret is acetylation, a revolutionary, non-toxic process which modifies the molecular structure of the wood to resist moisture. Outlast won't warp, shrink or rot in any weather. See page 35 to learn more.



### Video: Introducing Outlast

[communityplaythings.co.uk/outlast](http://communityplaythings.co.uk/outlast)



**Built to last.** Reinforced edges, sturdy construction and weatherproof wood ensure years of learning and play in any climate.



**Ultimate play value.** Loose parts empower creativity and offer unlimited opportunities for problem solving, cooperative play and a whole lot of fun, rain or shine.



### Toddler activity set (W485)



Flexible, movable units can be reconfigured to support the constantly expanding capabilities of toddlers.





# NEW Toddler activity set



ITERS 16: 7.3

From crawling to cruising to walking, young children are daily pushing the limits of their capabilities. The Toddler activity set offers a wide and flexible range of active play opportunities for these determined athletes.

Completely stable yet portable units allow the teacher to reconfigure the outdoor area to meet the changing needs of children. The rot-proof wood and extremely durable construction will withstand year after year of active, outdoor play.

For ages 24–36 months



**Weatherproof wood?** See p. 35 to find out more.

Dimensions (cm)	Depth	Width	Height
Bridge	153	71	67
Tunnel	103	64	58
Platforms	—	56	10, 20, 30
Balancing beam	112	23	10



## Toddler activity set **W485**

Includes Bridge, Tunnel, 2 Balancing beams,  
2 Platforms 10 cm, 2 Platforms 20 cm, and 2 Platforms 30 cm



The beautiful, rot-proof wood is a natural alternative to the traditional plastic equipment found in many toddler spaces.



### Toddler climbing set (W480)



Platforms and Balancing beams are sturdy and stable, even on uneven playground surfaces.



All edges are heavily rounded for safety.



Balancing beams make a handy bench too!



The modular, hexagonal platforms can be reconfigured easily by a teacher.





# Toddler balancing sets



ITERS 16: 7.3

Young children need to move. Vigorous, active play is crucial to their development. These unique Platforms and Balancing beams support balancing and gross motor skill development.

Durable, weatherproof construction allows for years of outdoor play.

For ages 24–36 months



## Toddler climbing set **W480**

Includes 2 Platforms 10 cm, 2 Platforms 20 cm, 2 Platforms 30 cm, and 2 Balancing beams



## Toddler balancing set **W475**

Includes a Balancing beam and 2 Platforms 10 cm



## Balancing beam **W476**



**Weatherproof Wood?** See page 35 to find out more.



Move and reconfigure Platforms and Balancing beams for endless active play opportunities that help children develop gross motor skills.



The Toddler balancing set is a safe challenge for two year olds.



### Outlast tunnel (W482)

Wide feet for stability and shatterproof windows make exploration safe.



### Outlast bridge (W483)

Smooth railings are the right height to support little ones just finding their feet.



A low threshold and gentle contour allow for easy travels.



All edges heavily rounded for safety.





# Bridge and Tunnel



ITERS 16: 7.3

Up and over, in and out – these playthings satisfy a young toddler's constant need for exploratory movement. For older children, the bridge adds an exciting challenge to a trike path. Beautifully constructed from weatherproof wood, the Outlast line brings a natural look to your outdoor space, and will never rot or warp.

For ages 9–36 months



**Weatherproof Wood?** See page 35 to find out more.



Outlast bridge **W483**



Outlast tunnel **W482**

Inside Tunnel diameter: 51 cm



Starter platform set **W470**

Includes 2 Platforms 10 cm, and 1 Platform 20 cm



Navigating the Tunnel is extra fun with a window to peek through; plus, a teacher can easily supervise the play and learning!



Starter Platform  
Set W470



## Outdoor play



Smooth, rounded handholds on larger platforms allow staff to reconfigure set-ups with ease.



Wood platforms will never rot, even after years of outdoor play!



**Outlast Toddler Platform**  
10 cm (W471)

**Outlast Toddler Platform**  
20 cm (W472)



Create age-appropriate climbing structures for your youngest explorers.



Toddlers also need a retreat from constant activity. Turn a platform over to create a bin for loose parts play or a cosy nest for sitting in.



# NEW Toddler platforms



ITERS 16: 7.3

The innovative Toddler platforms are versatile and modular so teachers can create structures that invite exploration and active play. Platforms reconfigure easily to meet children's constantly expanding capabilities.

Durably constructed with weatherproof wood, these platforms will never rot.

For ages 12 –36 months



Outlast toddler platform 30 cm **W473**



Outlast toddler platform 20 cm **W472**



Outlast toddler platform 10 cm **W471**



**Weatherproof Wood?** See p. 35 to find out more.



The unique hexagon shape allows you to create circular, multi-level pathways.



Just the right height for child-friendly gardening!



### Outlast classic kitchen 56 cm (W455)

The attractive backsplash gives the kitchen a protected feel, while providing convenient storage for utensils in the Outlast scoops.



Contoured basin and large drain allow the sink to empty completely. You'll never lose the tethered plug on this fixed sink.



Smooth countertops are just the right height for preschool chefs.

Outlast crates and Nature trays provide versatile and inviting storage options for natural loose parts.

The Counter, accessible from both sides, provides a large work surface for collaborative and creative play.



A place for everything—the tool holder keeps cooking utensils right at hand.



# Outlast classic mud kitchen



ECERS 24: 7.3  
ITERS 20: 7.2

This durable, weatherproof role play kitchen will be right at home in any outdoor space – large or small. Dirt and water are the perfect recipe for hours of creative play, and the Outlast classic kitchen is built to handle any amount of mess and drama.

The Sink with its inspiring accessories instantly invites culinary exploration, while the large surface area of the Counter welcomes collaborative play.

For ages 3 and older



**Outlast classic kitchen 56 cm W455**  
Includes 2 deep crates, 6 Nature trays and 3 scoops



**Outlast classic sink 56 cm W457**  
Includes deep crate, 2 Nature trays and 3 scoops



**Outlast classic counter 56 cm W456**  
Includes deep crate and 4 Nature trays



**Weatherproof wood?** See p.35 to find out more.

## Accessories



Nature tray **W446**



Kitchen scoop set **W444**



**Laboratory for learning.** An indoor kitchen area traditionally fosters role play but take it outside, add natural materials, and you have exploratory science at its best!



### Outlast kitchenette 46 cm (W450)

The arch adds an aesthetically beautiful invitation to creative play—a sink, a shop, or a lemonade stand?



Contoured basin and large drain allow the sink to empty completely. You'll never lose the tethered plug on this fixed sink.



46 cm smooth counter tops are the perfect height for toddlers.



The Counter, accessible from both sides, provides a large work surface for collaborative and creative play.

Outlast crates and Nature trays provide versatile and inviting storage options for natural loose parts.



Nature trays are great for loose parts play.



# Outlast mud kitchenette



ECERS 24: 7.3 ITERS 20: 7.2

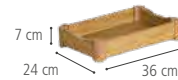
Designed with a toddler's love of exploration in mind, the Outlast kitchenette will be a favourite destination day after day. Provide water, dirt, or natural loose parts and let the fun begin! Exceptionally durable, this furniture will withstand years of wet and messy play.

The intentionally simple and open design gives plenty of room for the unstructured, parallel play that toddlers thrive on.



**Weatherproof wood?** See p.35 to find out more.

## Accessories



Nature tray **W446**



Outlast kitchenette 46 cm **W450**  
Includes 2 shallow crates and 4 Nature trays



Outlast kitchenette sink 46 cm **W452**  
Includes shallow crate and 2 Nature trays



Outlast kitchenette counter 46 cm **W451**  
Includes shallow crate and 2 Nature trays



Placing your mud kitchen near a natural border gives it an enclosed feeling, fostering more focused, creative play.





**Netted fabric** easily attaches to buttons on the top of the Outlast arbour bench.

### Outlast arbour (W460)



**Convenient storage** is key to a tidy outdoor classroom. Use the space under the benches to store natural materials or toys.



The Outlast arbour creates a protected but completely supervisable escape from the hustle and bustle of the outdoor area.



# Outlast arbour



ECERS 24: 7.3 ITES 20: 7.2

Instantly creating a cosy, protected den, the Outlast arbour provides an outdoor retreat for quiet activities, reading time, or role play.

Designed to be easily moved or rearranged, the Arbour can be used anywhere in your outdoor area. And, like all Outlast products, the weatherproof wood will withstand years of play in any climate.



**Outlast arbour W460**  
Includes Canopy and 2 Arbour benches



**Outlast arbour bench W461**



**Outlast canopy W462**  
Dimensions: 244 x 366 cm



**Weatherproof wood?** See p.35 to find out more.



**It doesn't need much.** Use a single Arbour bench near a fence to create a defined play area.




### School complete set with storage (W390)

Child-friendly door has  
pinch-free hinges and  
rounded corners.



Includes levelling feet and  
additional levelling pads  
to aid stable placement on  
uneven ground.



Lockable latch for  
secure storage



Handy catch to hold  
the doors open



# Outlast storage



ECERS 7: 7.3 8: 7.2, 7.1, 5.2, 5.1

The Outlast storage unit provides durable storage right at the point of play. The waterproof roof protects resources, while spaces between floor slats provide ventilation and allow sand to drop out. Hose it out and the water drains. To help your children keep the outdoor area tidy, this storage unit neatly accommodates our open-ended Outlast blocks and crates as well as other outdoor toys.

For ages 3 and older



## School complete set with storage **W390**

Includes Outlast storage unit with 40 blocks, 42 planks, 8 steering wheels and 6 ramps



## Nursery classic set with storage **W389**

Includes Outlast storage unit with 27 blocks, 27 planks, 6 steering wheels and 4 ramps



## Outlast storage set **W304**

Storage unit with 6 Outlast crates



## Outlast storage unit **W303**



**Weatherproof wood?** See p.35 to find out more.



Convenient shelf height provides visible, ergonomic access for children and staff.

## Accessories



Outlast flow pan **W439**



Outlast deep crate **W323**  
Three Outlast deep crates **W324**



Outlast shallow crate **W333**  
Three Outlast shallow crates **W334**



### Play value

There's nothing like loose parts to encourage constructive play.

Outlast blocks are robust and develop gross motor skills.

### Stability

Interlocking blocks and planks make it possible to play on uneven ground.



Child-friendly blocks are rugged, with no sharp edges or toxins. The child-sized handholds make carrying easy.

See p.23

Outlast block sets with storage



# Outlast block sets



ECERS 8: 7.2, 7.1, 5.2, 5.1

Outlast is designed to encourage imaginative play, child-directed discovery and learning in the great outdoors. Interlocking planks and blocks form the basis of this innovative constructive play system.

Reinforced with UV-resistant rubber corners and stainless steel hardware, Outlast blocks earn their 15-year warranty.

For ages 3 and older.

Only school sets include longest blocks and planks.



School complete set **W388**

96 pieces



Nursery classic set **W386**

64 pieces



School intro set **W387**

27 pieces



Nursery intro set **W385**

22 pieces



**Weatherproof wood?** See p.35 to find out more.

Blocks included	W385	W386	W387	W388
14 cm (1-hole) block	2	6	2	8
28 cm (2-hole) block	4	12	4	16
56 cm (4-hole) block	3	9	3	12
112 cm (8-hole) block	0	0	2	4
14 cm (1-hole) plank	2	6	2	8
28 cm (2-hole) plank	3	9	3	12
42 cm (3-hole) plank	1	3	1	4
56 cm (4-hole) plank	3	9	3	12
112 cm (8-hole) plank	0	0	3	6
Steering wheel	2	6	2	8
28 cm ramp	1	2	1	3
56 cm ramp	1	2	1	3
Total Pieces	22	64	27	96



**Blocks and ramps are compatible.** Their innovative interlocking feature facilitates the creation of sturdy structures on uneven ground.



## Outdoor play



Outlast ramps allow children to explore the basic principles of physics the best way – through play!



UV-resistant bumpers reduce impact when blocks are dropped. Stainless steel hardware throughout.



Wide wheel base and 28 cm all-terrain wheels make this the sturdiest wheelbarrow around.

**Perfect proportions:**  
The Wheelbarrow bed is designed to hold an Outlast crate.



Add a Flow pan to combine block play with water play for the ultimate outdoor constructive play experience.



Build a mud kitchen with the modular Outlast crates and blocks.



# Outlast blocks & wheelbarrow




ECERS 8: 7.2, 7.1, 5.2, 5.1

Made of acetylated wood, Outlast items are rugged and exceptionally durable. The entire system is modular: crates share outside dimensions with blocks so they can be incorporated into block structures.

For ages 3 and older



**Weatherproof wood?** See p.35 to find out more.



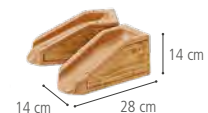
Outlast wheelbarrow  
**W322**



Two 56 cm ramps  
and two 28 cm ramps  
**W338**



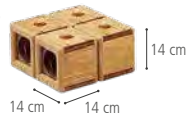
Two 56 cm ramps  
**W337**




Two 28 cm ramps  
**W336**




Two 28 cm blocks  
**W312**



Four 14 cm blocks  
**W311**



One 112 cm block  
**W314**



One 56 cm block  
**W313**




Four 28 cm planks  
**W316**



Four 14 cm planks  
**W315**



Two 112 cm planks  
**W319**



Four 56 cm planks  
**W318**



Four 42 cm planks  
**W317**



Two steering wheels  
**W321**



Outlast flow pan **W439**  
Base: 49 x 22 cm



Outlast deep crate  
**W323**  
Three Outlast deep crates  
**W324**



Outlast shallow crate  
**W333**  
Three Outlast shallow crates  
**W334**



This tough little wheelbarrow satisfies a child's need to haul and dump.



### Outlast cascade play centre double (W445)



#### Built to last

There's no exposed end grain to split or splinter. Thick, curved legs provide a stable base.

The child-friendly plug in the clear Flow pan allows children to freely experiment with water flow.

#### Convenient storage

Two sizes of durable crates keep everything organised. The slatted shelves allow sand and water to run through.



**Outlast flow pan** fits securely onto Outlast streambed or Water play tables.



**Streambed trays** remove easily for cleanup.



# Outlast cascade



ECERS 23: 7.1, 5.1 ITERS 21: 7.2, 5.3

Running water has always fascinated children, and the Outlast cascade is the perfect way to safely incorporate it into your outdoor play area. Experience real-life erosion, flood control and experimentation with natural loose parts.

Be warned: these products invite exploration and things will get messy! Don't worry about the tables, though. Built of weatherproof acetylated wood, they will withstand years of serious play.



**Weatherproof wood?** See p.35 to find out more.



The water is recycled the old-fashioned way: by hand! Bucket brigades build cooperation, team work and communication skills.



## Outlast cascade play centre double **W445**

Includes Streambed, Single water table 46 cm, Double water table 61 cm, two Flow pans, three deep crates and one shallow crate



## Outlast cascade play centre single **W443**

Includes Streambed, Single water table 46 cm, Single water table 61 cm, Flow pan, one deep crate and one shallow crate



## Outlast cascade **W440**

Includes Streambed, Single water table 46 cm, Flow pan and one shallow crate

## Accessories



Outlast flow pan **W439**



Outlast deep crate **W323**  
Three Outlast deep crates **W324**



Outlast shallow crate **W333**  
Three Outlast shallow crates **W334**





### Outlast double water table set 61 cm (W435)

The child-friendly plug in the clear Flow pan allows children to freely experiment with water flow.



**Convenient storage** is key to a tidy outdoor classroom! Two sizes of durable crates keep everything organised.



Plenty of room for sand castles on the wide, smooth space around the pans.



Done for today? A sturdy lid tidily covers the pans. Curved handholds serve as vents to allow moist sand to dry out.



# Outlast double water tables



ECERS 23: 5.1, 7.1  
ITERS 21: 5.3, 7.2

Here's a rock-solid, weatherproof sand and water table to give even more opportunity for outdoor sensory play. Add loose parts and simple containers and you have a recipe for hours of open-ended, irresistible play. Choose from two age-appropriate heights (46 cm or 61 cm).



**Weatherproof wood?** See p.35 to find out more.



Outlast double  
water table set 61 cm  
**W435**  
Includes table, shelf, two pans, two lids,  
Flow pan and three deep crates



Outlast double  
water table set 46 cm  
**W430**  
Includes table, shelf, two pans, two lids,  
Flow pan and three shallow crates



Outlast double  
water table 61 cm  
**W433**  
Includes table, shelf, two pans  
and two lids



Outlast double  
water table 46 cm  
**W432**  
Includes table, shelf, two pans  
and two lids



The generous size of the Double water table naturally fosters important social skills such as communication and cooperative play.

## Accessories



Outlast flow pan **W439**



Outlast deep crate **W323**  
Three Outlast deep crates **W324**



Outlast shallow crate **W333**  
Three Outlast shallow crates **W334**



### Outlast single water table set 46 cm (W420)



#### Built to last

There's no exposed end grain to split or splinter. Thick, curved legs provide a stable base.



#### Easy drainage

Large bore drain with a child-resistant plug makes clean-up fast and easy.



**Done for today?** A sturdy lid tidily covers the pan. Curved handholds serve as vents to allow moist sand to dry out.



# Outlast single water tables



ECERS 23: 5.1, 7.1  
ITERS 21: 5.3, 7.2

It's called a Water table, but don't let that limit you! Fill it with sand, soil, pine cones, or any other natural material. With its durable, super-stable construction, you can count on years of hands-on exploration and sensory learning. Choose from two age-appropriate heights (46 cm or 61 cm).



**Weatherproof wood?** See p. 35 to find out more.



**Outlast single water table set 61 cm**  
**W425**  
Includes table, shelf, pan, lid, Flow pan and deep crate



**Outlast single water table set 46 cm**  
**W420**  
Includes table, shelf, pan, lid, Flow pan and shallow crate



There's plenty of room for sand castles on the wide, smooth space around the pans. Having enough work surface encourages constructive play.



**Outlast single water table 61 cm**  
**W423**  
Includes table, shelf, pan and lid



**Outlast single water table 46 cm**  
**W422**  
Includes table, shelf, pan and lid

## Accessories



Outlast flow pan **W439**



Outlast deep crate **W323**  
Three Outlast deep crates **W324**



Outlast shallow crate **W333**  
Three Outlast shallow crates **W334**



## Outlast storage bench (W331)

### Double duty

Appropriate height for adult seating at point of play.



Durable end caps protect wood and prevent splinters.

## Outlast crate (W323)

### Tidy up the garden

Wood shelving will keep your outdoor space beautiful and welcoming.



Watch the play possibilities dramatically expand when you add Outlast products to your sand area.



The simple sturdy design of the Storage bench invites a wide range of activities.



# Outlast storage bench



ECERS 7: 7.3

The Storage bench provides convenient, aesthetically pleasing storage options and teacher seating right at the point of play. Weatherproof wood and durable design provide year-round outdoor use.

Designed to hold two Outlast crates to maximise storage space, the Storage bench will be a valuable addition to your sand, garden, or covered play area.



Outlast storage bench with two crates **W332**



Outlast storage bench **W331**



Outlast deep crate **W323**  
Three Outlast deep crates **W324**

## Outlast – built to last



### Weatherproof

Is it possible? Yes! Outlast products are made of acetylated Accoya® wood, which has been proven to last for several decades in direct contact with the ground. Outlast will not warp, shrink, twist, or rot and does not need covered storage, whatever the weather.



### Non-toxic

Acetylation is a treatment process that modifies wood at the molecular level, rendering it rot resistant without using any toxic substances. It's child-safe and environmentally friendly. "Safe enough to eat" is no exaggeration.



### Durable

To complement the weatherproof wood, Outlast products are fastened with stainless steel hardware and UV-resistant rubber. Outlast is backed by our standard 15-year warranty.



### Easy care

Acetylated wood may eventually weather to a natural grey. Mud can be scrubbed off with water and any standard detergent.



### Sustainable

Outlast uses only FSC® certified wood.



The mark of  
responsible forestry  
FSC® C006924

## Low rectangular play table set (W354)

### Child-sized

Choose the appropriate table and bench height for ergonomic, comfortable seating.



### Smooth table surface

Tongue and groove boards lock into each other.



### Safe

Super-stable benches won't tip – even when used as balancing beams.



Easily movable tables and benches allow you to take your picnic to any corner of the garden!



Unattached benches are much more fun and can support active, open-ended play.



# Outlast play tables & benches



ECERS 7: 7.3

There's no better place for learning than the great outdoors. This line of extremely durable, child-sized tables and benches will help take all aspects of your curriculum outside.

The smooth water-resistant surface invites picnics, group activities or independent projects. The unattached benches provide flexible seating arrangements and inspire active play such as balancing and transporting.



**School rectangular play table set W356**  
Includes a 56 cm table and two 35 cm benches  
For ages 6 to 11



**High rectangular play table set W355**  
Includes a 50 cm table and two 30 cm benches  
For ages 4 to 7



**Medium rectangular play table set W354**  
Includes a 46 cm table and two 25 cm benches  
For ages 3 to 6



**Low rectangular play table set W353**  
Includes a 40 cm table and two 20 cm benches  
For ages 2 to 4



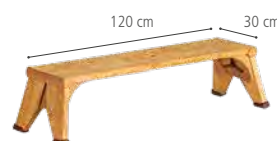
**Weatherproof wood?** See p.35 to find out more.



Smooth table surface enables you to take traditionally indoor activities like painting or mark-making outside.



**Rectangular Outlast play table W352**  
Seats up to 8. Specify 40, 46, 50 or 56 cm table height.



**Outlast bench**  
35 cm bench **W375**  
30 cm bench **W374**  
25 cm bench **W373**  
20 cm bench **W372**

### Medium square play table set (W344)



**Smooth table surface**  
Tongue and groove boards lock into each other.

**Child-sized**  
Choose from four sizes for ergonomic, comfortable seating.

**Stable**  
Wide stance of curved legs prevents tipping and provides generous room for children's legs.



Robust and durable tables and seats enable outdoor learning. Students will find the table surface smooth enough to accommodate any activity.



**Enough counter space for everyone!** Tables and seats provide those extra surfaces needed for messy play in the sandpit.



# Outlast play tables & seats



ECERS 7: 7.3

Rugged and versatile, Play tables and seats provide the perfect surface for open-ended outdoor activities from art projects to sand play. Solidly constructed with acetylated wood, Outlast equipment won't rot or warp, ensuring years of outdoor play and learning in any climate.



**School square play table set W346**  
Includes a 56 cm table and two 35 cm seats. For ages 6 to 11



**High square play table set W345**  
Includes a 50 cm table and two 30 cm seats. For ages 4 to 7



**Medium square play table set W344**  
Includes a 46 cm table and two 25 cm seats. For ages 3 to 6



**Low square play table set W343**  
Includes a 40 cm table and two 20 cm seats. For ages 2 to 4



**Weatherproof wood?** See p.35 to find out more.



Bring on the messy, creative play! Outlast can withstand it all.



**Square Outlast play table W342**  
Specify 40, 46, 50 or 56 cm table height.



**Outlast seat**  
35 cm seat **W365**  
30 cm seat **W364**  
25 cm seat **W363**  
20 cm seat **W362**



**Physical development:** Child-sized design and convenient handhold allows for easy transport by children.



**Totstar (R215)**

**Starter scooter (R301)**

**Roadstar II tricycle (R213)**

This could be the last year you need to buy trikes for a long time. The 25 mm steel tubing can really take a beating.



**Sealed ball bearings** routinely handle 15 years of vigorous triking without maintenance.



# Tricycles & Scooters

ECERS 8: 7.2, 5.2 ITERS 16: 7.3, 5.5

Your Roadstar comes ready to roll right out of the box. With the toughest frame on the market, our Tricycles endure the rigorous play of children, year after year.



**Roadstar I tricycle R211**

For ages 2 to 4

Weight: 9 kg. Front wheel diameter: 28 cm



**Roadstar II tricycle R213**

For ages 4 to 6

Weight: 10 kg. Front wheel diameter: 33 cm



**Totstar R215**

For ages 2 to 4

Weight: 7 kg. Front wheel diameter 20 cm



**Starter scooter R301**

For ages 2 to 5

Wheel diameter 20 cm, 18 cm



See p.179

**Don't miss our indoor riding toys**





# Furniture

## Welly storage

page 45



## Welcome centre

page 47



## Shelving

page 55



## Panels

page 74



## Roomscapes sets

page 80



## Book display

page 95



## Wall-mounted welly storage A301



Footprints show children where to place their wellies.



Offset shelves save space and drain away water without dripping on other wellies.

### Upright, of course!

Children will instantly understand where and how to put their wellies away – and there's no need to touch muddy soles.

Castors enable easy movement and can be locked in place.



## Mobile welly storage A302



**Tight on space?** The double-sided Mobile welly storage holds 48 pairs of children's wellies for a neatly compact solution.



**Encourage independence.** Matching their wellies to the footprints turns the chore of tidying away footwear into a puzzle that children can solve all on their own.



# NEW Welly storage

ECERS 2: 7.1, 5.1 ITERS 2: 7.1, 5.1

Here's space-saving welly storage that will keep your setting tidy and welcoming. Children can put away their footwear independently, and there's an individual space for everyone.

The double-sided Mobile welly storage can be rolled right to your entrance. Choose the wall-mounted version to bring order to cramped cloakrooms or narrow corridors.


For indoor use only.



## Mobile welly storage A302

Holds 48 pairs

Maximum welly height: 25 cm



## Wall-mounted welly storage A301

Holds 24 pairs

Maximum welly height: 25 cm

Mounting hardware not included



Wall-mounted welly storage is the perfect choice for small spaces. Slide a broom or mop underneath to clear away dirt or mud.

**Stop the mess in its tracks.** The mobile welly storage rolls with ease – right to where you need it.



**Welcome cubbies 8 (A724)**



**Easily change**  
your name labels.

**Strong**  
**pegs** and  
hooks.



**Stabilisers at the back of**  
free-standing units.

**Welcome centre one (A701)**



**Tool-free**  
connecting system.

**Four solutions using the same components:**





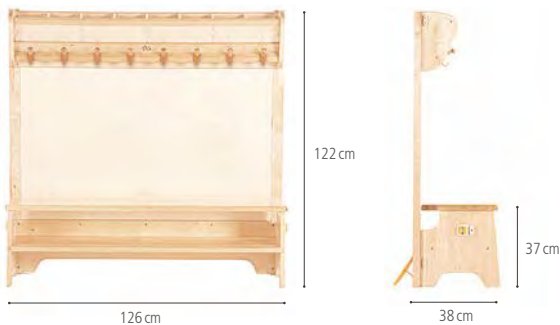
# Welcome centre

ECERS 4: 7.2, 9: 7.3    ITERS 2: 7.1, 5.1

First impressions count. Whether in an entrance hall or within the room, your welcome area is the threshold between a child's two worlds. It makes a statement about your ethos and deserves careful planning.



Welcome cubbies 6 **A723**




Welcome cubbies 8 **A724**



Welcome centre one **A701**

Possible arrangement for 16 children  
Includes two Welcome cubbies 8 and two Corner benches  
Totes not included



The Welcome cubbies can **connect to Roomscapes** panels, shelves and arches.

## Accessories



Medium carry crate **G494**  
Dimensions match Deep tote  
See page 70 for more options



Deep tote **F890**  
15 cm high, base 22 x 28 cm  
Choose tote colour or baskets ☐ ☐ ☐ ☐



Peg tree **H559**



Four extra name covers **A721**  
Useful for half-day session changeovers.

**Peg strip 6**  
(A747)



A hook for the bag and a peg for the jacket.

**Wall pegs with labels 6**  
(A737)



Easy-to-change name labels.

**Wall pegs with pockets 6**  
(A727)



Individual message pockets.

**Welcome bench 6**  
(A733)



Tool-free connecting system.

**Corner bench**  
(A735)






# Welcome centre continued

ECERS 4: 7.2, 9: 7.3    ITERS 2: 7.1, 5.1

Welcome children each day with an organised, inviting space of their own (it even says so on the label). Our space-saving cubbies transform your entry into a clutter-free zone that says “you belong here!”



Peg strip 6 **A747**




Peg strip 8 **A748**




Wall pegs with labels 6 **A737**



Wall pegs with labels 8 **A738**



Wall pegs with pockets 6 **A727**



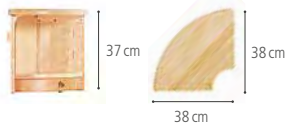
Wall pegs with pockets 8 **A728**



Welcome bench 6 **A733**



Welcome bench 8 **A734**



Corner bench **A735**





# Roomscapes

A one-stop-shop for classroom layout and storage, Roomscapes is a combination of shelving, panels and gates that connect to enable you to literally landscape your classroom. No tools needed. Whether you need a simple shelf or are redoing your entire classroom, Roomscapes is the place to start.

See p. 52

for guidelines on how to plan your order.

## The perfect shelf

Looking for a sturdy, mobile shelf? Pick just the right one from our wide range of Roomscapes shelving starting on page 55.



## Activity areas

Use shelving, panels and more to create well-defined learning centres. See some ready-made activity areas under "Roomscapes sets" starting on page 80.



## Room dividers

Use Roomscapes panels with shelving and connecting posts to create a flexible dividing wall. Find panels and ideas for building dividers starting on page 74.



## Whole classrooms

Need a complete furniture plan for your classroom or setting? Call about our room layout service.



# Using Roomscapes

A quick guide to planning your Roomscapes order

## 1. Measure your space

For a room divider, measure the span to the nearest centimetre. If planning an entire room, you will need a floor plan with a full set of dimensions. This should include doors, windows and built-in features.

## 2. Know your goals

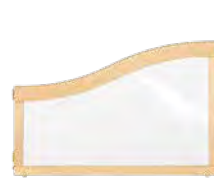
- How old are your children?
- What about storage?
- How accessible should the area be?

## 3. Choose your items

(see individual pages for dimensions of products)



**Shelves** double as boundaries and display when used in a divider. See page 55



**Panels** provide a simple divider in various heights. See page 74



**Gates and Entries** allow or restrict access to a space. See page 78

## 4. Putting it all together

Roomscapes shelves and panels connect without tools, using sturdy posts.



**Posts** connect Roomscapes products. Add 6 cm to your plan for each post. See page 72



**Wall adapters** attach posts to a wall. See page 72



**Wings** stabilise a run of panels. See page 72



**Adjustable panels** close odd gaps in a divider. See page 75



**Fillers** close the gap between two shelves. See page 72

## Connecting Roomscapes



Each shelf and panel has couplings on the sides where posts attach.



Shelves and panels can attach in 45 degree increments.

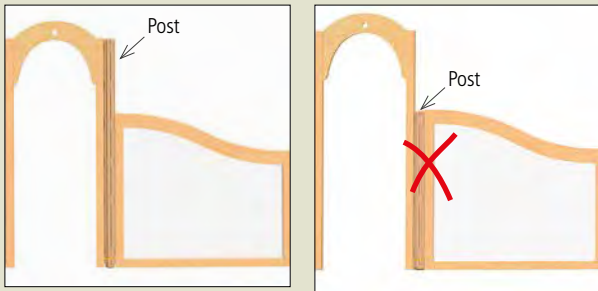




# Roomscapes guidelines

How to make safe and stable Roomscapes connections

## Posts

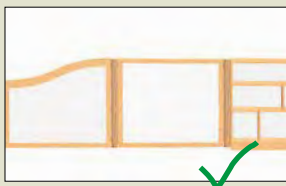


Always match post height to the highest piece it connects.

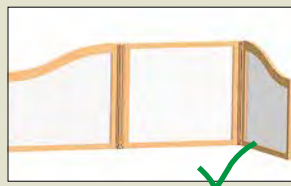
If you place panels on top of shelves or other panels to make a higher divider, the combined height should not exceed 122 cm.

## Panels and Arches

Never connect more than 2 panels in a row without stabilising them in one of the following ways:



Add a shelf.



Create a 45° or 90° angle in the line of panels.



Use a pair of Wings (see p. 72).




Attach to a wall (see Wall adapters p. 72).

- Panels must always be attached at both ends. (See illustrations above.)
- Never exceed 122 cm in height.
- Never end a straight line of panels with a single Corner shelf.
- A 61 or 81 cm high Corner shelf connected to a Teacher arch or Roomscapes entry must also connect to another panel, shelf, or wall adapter.

## Roomscapes Gates

Gates need extra support to be stable and safe.



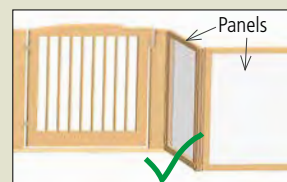
Supporting posts must be at least 81 cm high.





Attached shelves or panels must be at least 61 cm high.



A 61 or 81 cm high Corner shelf connected to a Roomscapes gate or compact gate must also connect to another panel, shelf, or wall adapter.



Panels must connect at a 45° or 90° angle to the Gate threshold.\*



63 cm long shelves must connect at a 45° or 90° angle to the Gate threshold.\*\*

\*Exception: the Roomscapes gate and compact gate may connect in a straight line with a panel if a pair of Wings (p. 72) is added to the hinge side.

\*\*Exception: the Roomscapes gate and compact gate may connect in a straight line with a 63 cm shelf, but only if the other side is connected to a 94 cm shelf (or longer), to a wall, or angled panels.

**Translucent back shelf**  
124 x 81 cm (F649)

**Translucent back  
inside sweep**  
81 cm (F629)



## Shelves with display board backs

Cosy fabric backing offers prime display space. Back covers attach with hook and loop.



## Shelves with open backs

These shelves give your room an open feel, more air flow and access from both sides.



## Shelves with translucent backs

Let in light and improve supervision. Translucent backs are built with a virtually unbreakable, easy-to-clean polymer.



## Roll it yourself.

Flip up the trim, roll to a new location, and flip it back down for a perfectly stationary shelf.



**Flip up**



**Roll**



**Flip down**



# Roomscapes shelves

ECERS 2: 7.1    ITERS 2: 7.3, 5.3

When buying classroom equipment, you want to do it right the first time. That means careful planning, then purchasing well-designed, durable furnishings that will give you decades of service.

Roomscapes shelves help you create the right learning environment for children. Use them to clearly define activity areas, creating a sense of order. Their solid birch construction delivers natural beauty that will last for years to come. So put those shelves to work for you as you design a wonderful space for learning.



The furniture we purchased almost 10 years ago still has the durability and beauty of an old friend. Our children love the familiarity and versatility of each piece. Whenever I need to change the classroom layout to meet their needs, the products lend themselves wonderfully to the latest arrangement.



**Beth Pearce,**

Manager, Victoria Quay Nursery, Edinburgh



## Solid hardwood

Solid hardwood with rounded edges is our standard formula for quality equipment. Stylish, sturdy and safe.



## Mobility is built in

Shelves have hidden wheels. Flip up the trim, roll into place, and flip it back down for a perfectly stationary shelf.



## Use the shelf back

Clear, mirror and chalkboard covers fasten to the display board backing of our shelves, making prime display space for children's creativity.



## Connects to anything

Shelves can be connected to other shelves and panels using sturdy posts. No tools are needed, and you can rearrange things whenever you want.



### Fixed shelves

Page 56



### Adjustable shelves

Page 58



### Locking shelves

Page 59



### Tote shelves

(37 cm depth)  
Page 62



### Tray units

(46 cm depth)  
Page 66



### Corner and Sweep shelves

Page 60



### Library shelves

Page 95

# Roomscapes fixed shelving

ECERS 2: 7.1 ITERS 2: 7.3, 5.3

Solidly divided space for blocks, books or anything that needs its own niche. Precision joints give each shelf strength and rigidity.

- **Shelves with display board backing** provide display and storage space.
- **Translucent-backed shelves** let in light and improve supervision.
- **Open-backed shelves** allow access from both sides.

All shelves are 37 cm deep.



Organise your shelves with sturdy wooden Carry crates.

See p. 70



**Flip up hidden wheels** to move shelf.

Translucent back shelf 124 x 61 cm (F648)

See p. 72

## Connectors & Accessories



**Roomscapes posts** connect shelves and panels together.

**Back covers** add visual stimulation and can attach to any shelf with display board backing.

Use a **Roomscapes canopy** to add character to your room.



**Free service**

Contact us for help with your room layout.



61 cm high (37 cm deep)



Clear cover **F852**  
Mirror cover **F844**  
Chalkboard cover **F861**

Fixed shelf 94 x 61 cm **F661**



Translucent back shelf  
94 x 61 cm **F663**



Open back shelf 94 x 61 cm **F662**



Clear cover **F853**  
Mirror cover **F845**  
Chalkboard cover  
(covers  $\frac{3}{4}$ ) **F861**

Fixed shelf 124 x 61 cm **F643**  
Holds the Quarter school set of unit blocks (page 140)



Translucent back shelf  
124 x 61 cm **F648**



Open back shelf 124 x 61 cm **F644**

81 cm high (37 cm deep)



Clear cover **F855**  
Mirror cover  
(covers  $\frac{1}{2}$ ) **F846**  
Chalkboard cover  
(covers  $\frac{1}{2}$ ) **F861**

Fixed shelf 94 x 81 cm **F665**



Translucent back shelf  
94 x 81 cm **F664**



Open back shelf 94 x 81 cm **F667**



Clear cover **F856**  
Mirror cover  
(covers  $\frac{1}{2}$ ) **F846**  
Chalkboard cover  
(covers  $\frac{1}{2}$ ) **F861**

Fixed shelf 124 x 81 cm **F645**  
Holds the Half school set of unit blocks (page 140)



Translucent back shelf  
124 x 81 cm **F649**



Open back shelf 124 x 81 cm **F646**

102 cm high (37 cm deep)



Clear cover **F458**  
Mirror cover  
(covers  $\frac{1}{2}$ ) **F844**  
Chalkboard cover  
(covers  $\frac{1}{2}$ ) **F861**

Fixed shelf 94 x 102 cm **F668**



Clear cover **F887**  
Mirror cover  
(covers  $\frac{1}{2}$ ) **F846**  
Chalkboard cover  
(covers  $\frac{1}{2}$ ) **F861**

Fixed shelf 124 x 102 cm **F647**

41 cm high (37 cm deep)



Clear cover **F858**  
Mirror cover **F841**

Fixed shelf 94 x 41 cm **F612**



Translucent back shelf  
94 x 41 cm **F615**



Clear cover **F857**  
Mirror cover **F842**

Fixed shelf 124 x 41 cm **F613**



Translucent back shelf  
124 x 41 cm **F614**

# Roomscapes adjustable shelving

ECERS 2: 7.1  
ITERS 2: 7.3, 5.3

Now you can customise your storage space according to your needs. Add and adjust shelves without tools. For lockable storage, choose the option with doors.

All shelves are 37 cm deep.



Adjustable shelf 124 x 61 cm (F641)



**Easy shelf placement** with supports. Designed to prevent shelves from sliding out.



**Flip up hidden wheels** to move shelf.

See p. 72

## Connectors & Accessories



**Roomscapes posts** connect shelves and panels together.

**Chalkboard cover** can attach to most display board-backed shelves.



**Free service**

Contact us for help with your room layout.



61 cm high (37 cm deep)



Clear Cover **F851**  
Mirror Cover **F843**

Adjustable shelf 63 x 61 cm  
**F621**

Additional single 63 cm shelf **F602**



Clear cover **F852**  
Mirror cover **F844**  
Chalkboard cover **F861**

Shelf unit with doors 94 x 61 cm  
**F632**

Includes one adjustable shelf

Additional single 94 cm shelf **F603**



Clear cover **F852**  
Mirror cover **F844**  
Chalkboard cover **F861**

Adjustable shelf 94 x 61 cm  
**F631**

Additional single 94 cm shelf **F603**



Clear cover **F853**  
Mirror cover **F845**  
Chalkboard cover (covers  $\frac{3}{4}$ ) **F861**

Adjustable shelf 124 x 61 cm  
**F641**

Additional single 124 cm shelf **F604**

81 cm high (37 cm deep)



Clear cover **F854**  
Mirror cover **F846**  
Chalkboard cover **F861**

Adjustable shelf 63 x 81 cm  
**F622**

Additional single 63 cm shelf **F602**



Clear cover **F855**  
Mirror cover (covers  $\frac{2}{3}$ ) **F846**  
Chalkboard cover (covers  $\frac{2}{3}$ ) **F861**

Shelf unit with doors 94 x 81 cm  
**F634**

Includes two adjustable shelves

Additional single 94 cm shelf **F603**



Clear cover **F855**  
Mirror cover (covers  $\frac{2}{3}$ ) **F846**  
Chalkboard cover (covers  $\frac{2}{3}$ ) **F861**

Adjustable shelf 94 x 81 cm  
**F633**

Additional single 94 cm shelf **F603**



Clear cover **F856**  
Mirror cover (covers  $\frac{1}{2}$ ) **F846**  
Chalkboard cover (covers  $\frac{1}{2}$ ) **F861**

Adjustable shelf 124 x 81 cm  
**F642**

Additional single 124 cm shelf **F604**

102 cm high (37 cm deep)



Clear cover **F879**  
Mirror cover (covers  $\frac{2}{3}$ ) **F846**  
Chalkboard cover (covers  $\frac{2}{3}$ ) **F861**

Adjustable shelf 63 x 102 cm  
**F623**

Additional single 63 cm shelf **F602**

Shelf back covers



Clear cover



Mirror cover



Chalkboard cover



Organise your shelves with sturdy wooden Carry crates.

See p. 70

# Roomscapes corners & sweeps


ECERS 2: 7.1 ITERS 2: 7.3, 5.3

Sweep shelves add elegance to any room, and Corner shelves complete a run of Roomscapes with an aesthetic touch. Their curves soften the building's straight lines and right angles.

All shelves are 37 cm deep.



Translucent back sweep  
61 cm (F625)



## Strong

Shelves are built with mortise and tenon joints, the strongest in woodworking.



Organise your shelves with sturdy wooden Carry crates.

See p. 70

See p. 72

## Connectors & Accessories



**Roomscapes posts** connect shelves and panels.

**Corner crates** and baskets fit perfectly in a Corner shelf.



## Free service

Contact us for help with your room layout.



41 cm high



Corner shelf 41 cm  
**F671**



Translucent back sweep 41 cm  
**F624**



Translucent back inside sweep 41 cm  
**F627**

61 cm high



Corner shelf 61 cm  
**F673**



Translucent back sweep 61 cm  
**F625**



Translucent back inside sweep 61 cm  
**F628**

81 cm high



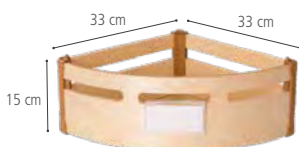
Corner shelf 81 cm  
**F675**



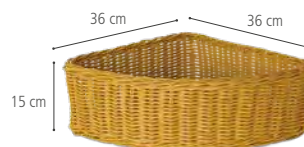
Translucent back sweep 81 cm  
**F626**



Translucent back inside sweep 81 cm  
**F629**



Corner crate **G498**  
For more Carry crates see p.70



Corner basket **G486**  
Baskets are woven from rattan; small parts may break off. We do not advise their use with children under 36 months unless adequately supervised.

# Roomscapes tote shelving

ECERS 2: 7.1 ITERS 2: 7.3, 5.3

Essential for an organised classroom. Sturdy dividers adjust the spacing to hold shallow or deep totes and baskets. Tote shelves can also be purchased with Medium carry crates. (See p. 64)

All shelves are 37 cm deep.



**Tote shelf 94 x 61 cm (F556)**  
shown with deep totes and shallow baskets  
and **Six label holders (G490)**



## Clear covers

Display board backs provide a surface for hanging artwork at the children's level.



**Flip up hidden wheels**  
to move shelf.



See p. 92

**Add display to your tote shelf**

See p. 72

## Connectors & Accessories



**Roomscapes posts** connect shelves and panels.

**Back covers** add visual stimulation and can attach to any shelf with display board backing



## Free service

Contact us for help with your room layout.



## 61 cm high (37 cm deep)



Clear cover **F851**  
Mirror cover **F843**

## Tote shelf 63 x 61 cm

Choose tote colour or baskets ☐ ☐ ☐ ☐

As shown (4 shallow, 4 deep) **F681**

All shallow (12) **F552**

All deep (6) **F551**

Shelf only **F691**



Clear cover **F852**  
Mirror cover **F844**  
Chalkboard cover **F861**

## Tote shelf 94 x 61 cm

Choose tote colour or baskets ☐ ☐ ☐ ☐

As shown (6 shallow, 6 deep) **F556**

All shallow (18) **F555**

All deep (9) **F682**

Shelf only **F692**



Clear cover **F853**  
Mirror cover **F845**  
Chalkboard cover (covers ¾) **F861**

## Tote shelf 124 x 61 cm

Choose tote colour or baskets ☐ ☐ ☐ ☐

As shown (6 shallow, 9 deep) **F684**

All shallow (24) **F566**

All deep (12) **F565**

Shelf only **F694**



Clear cover **F853**  
Mirror cover **F845**  
Chalkboard cover (covers ¾) **F861**

## Multi-storage shelf 124 x 61 cm

Choose tote colour or baskets ☐ ☐ ☐ ☐

As shown (6 shallow) **F683**

Shelf only **F693**

## 81 cm high (37 cm deep)



Clear cover **F854**  
Mirror cover **F846**  
Chalkboard cover **F861**

## Tote shelf 63 x 81 cm

Choose tote colour or baskets ☐ ☐ ☐ ☐

As shown (4 shallow, 6 deep) **F685**

All shallow (16) **F572**

All deep (8) **F571**

Shelf only **F695**



Clear cover **F855**  
Mirror cover (covers ½) **F846**  
Chalkboard cover (covers ½) **F861**

## Tote shelf 94 x 81 cm

Choose tote colour or baskets ☐ ☐ ☐ ☐

As shown (6 shallow, 9 deep) **F686**

All shallow (24) **F576**

All deep (12) **F575**

Shelf only **F696**



Clear cover **F856**  
Mirror cover (covers ½) **F846**  
Chalkboard cover (covers ½) **F861**

## Tote shelf 124 x 81 cm

Choose tote colour or baskets ☐ ☐ ☐ ☐

As shown (8 shallow, 12 deep) **F687**

All shallow (32) **F582**

All deep (16) **F581**

Shelf only **F697**

## 102 cm high (37 cm deep)



Clear cover **F879**

## Tote shelf 63 x 102 cm

Choose tote colour or baskets ☐ ☐ ☐ ☐

As shown (20 shallow) **F589**



Clear cover **F879**

## Ring binder shelf 63 x 102 cm

Choose tote colour or baskets ☐ ☐ ☐ ☐

As shown (4 shallow) **F590**

Holds 24 standard ring binders with 4.5 cm spines.



Clear cover **F887**  
Mirror cover (covers ½) **F846**  
Chalkboard cover (covers ½) **F861**

## Tote shelf 124 x 102 cm

Choose tote colour or baskets ☐ ☐ ☐ ☐

As shown (16 shallow, 12 deep) **F592**

All shallow (40) **F591**

All deep (20) **F689**

Shelf only **F699**

## Tote and basket options



## Accessories



Divider for tote shelf **F889**

See p. 70

Totes, baskets and Carry crates

# Tote shelving with Carry crates

**ECERS** 2: 7.1  
**ITERS** 2: 7.3, 5.3

Organisation made simple. Tote shelves can be purchased with Medium carry crates for child-accessible storage with a touch of natural beauty.

All shelves are 37 cm deep.



**Tote shelf 94 x 61 cm  
with carry crates (F554)**



Optional clear covers  
protect child-height displays.



Same-sized crates  
are designed to stack.



**Flip up hidden wheels**  
to move shelf.

See p. 72

## Connectors & Accessories



**Roomscapes posts** connect  
shelves and panels.

**Back covers** add visual stimulation and  
can attach to any display-board backed shelf.



**Free service**  
Contact us for help  
with your room layout.



61 cm high (37 cm deep)



Clear cover **F851**  
Mirror cover **F843**

Tote shelf 63 x 61 cm **F553**  
Includes 6 Medium carry crates



Clear cover **F852**  
Mirror cover **F844**  
Chalkboard cover **F861**

Tote shelf 94 x 61 cm **F554**  
Includes 9 Medium carry crates



Clear cover **F853**  
Mirror cover **F845**  
Chalkboard cover (covers  $\frac{3}{4}$ ) **F861**

Tote shelf 124 x 61 cm **F567**  
Includes 12 Medium carry crates

81 cm high (37 cm deep)



Clear cover **F854**  
Mirror cover **F846**  
Chalkboard cover **F861**

Tote shelf 63 x 81 cm **F573**  
Includes 8 Medium carry crates



Clear cover **F855**  
Mirror cover (covers  $\frac{2}{3}$ ) **F846**  
Chalkboard cover (covers  $\frac{2}{3}$ ) **F861**

Tote shelf 94 x 81 cm **F574**  
Includes 12 Medium carry crates



Clear cover **F856**  
Mirror cover (covers  $\frac{1}{2}$ ) **F846**  
Chalkboard cover (covers  $\frac{1}{2}$ ) **F861**

Tote shelf 124 x 81 cm **F587**  
Includes 16 Medium carry crates

102 cm high (37 cm deep)



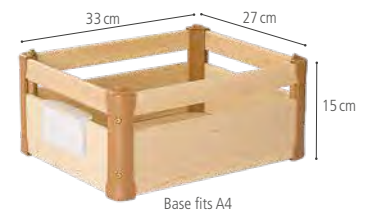
Clear cover **F887**  
Mirror cover (covers  $\frac{1}{3}$ ) **F846**  
Chalkboard cover (covers  $\frac{1}{3}$ ) **F861**

Tote shelf 124 x 102 cm **F593**  
Includes 20 Medium carry crates

Accessories



Divider for tote shelf **F889**



See p. 70

for more sizes of Carry crates



Each crate comes with a replaceable label holder.



Carry crates are easy for small hands to grasp and carry.



Durable crates crafted from solid birch make clean-up easy for children.

# Roomscapes tray units

ECERS 4: 7.2; 6: 7.2, 5.3 ITERS 5: 7.2, 5.3

The wide top of this shelf makes a great work or display surface. Solid birch construction delivers natural beauty that will last for years to come. Adjustable dividers are easily manipulated to customise storage space.

All shelves are 46 cm deep.



Tray unit 106 x 61 cm (F688)



**Optional clear covers**  
protect child-height displays.



Customise your storage space  
with adjustable dividers.



**Flip up hidden wheels**  
to move shelf.

See p. 72

## Connectors & Accessories



For **personal trays**, use the  
"all shallow" tray option.

**Roomscapes posts** connect  
shelves and panels.



**Free service**  
Contact us for help  
with your room layout.



61 cm high (46 cm deep)



Clear cover  
**F451**

Tray unit 71 x 61 cm

Choose tote colour or baskets ☐ ☐ ☐ ☐

As shown (4 shallow, 4 deep) **F511**

All shallow trays (12) **F513**

All deep trays (6) **F512**

Shelf only **F510**



Clear cover  
**F452**

Tray unit 106 x 61 cm

Choose tote colour or baskets ☐ ☐ ☐ ☐

As shown (6 shallow, 6 deep) **F688**

All shallow trays (18) **F585**

All deep trays (9) **F586**

Shelf only **F698**

81 cm high (46 cm deep)



Clear cover  
**F454**

Tray unit 71 x 81 cm

Choose tote colour or baskets ☐ ☐ ☐ ☐

As shown (4 shallow, 6 deep) **F521**

All shallow trays (16) **F523**

All deep trays (8) **F522**

Shelf only **F520**



Clear cover  
**F456**

Tray unit 106 x 81 cm

Choose tote colour or baskets ☐ ☐ ☐ ☐

As shown (6 shallow, 9 deep) **F531**

All shallow trays (24) **F533**

All deep trays (12) **F532**

Shelf only **F530**

102 cm high (46 cm deep)



Clear cover  
**F457**

Tray unit 71 x 102 cm

Choose tote colour or baskets ☐ ☐ ☐ ☐

As shown (4 shallow, 8 deep) **F541**

All shallow trays (20) **F543**

All deep trays (10) **F542**

Shelf only **F540**



Clear cover  
**F459**

Tray unit 106 x 102 cm

Choose tote colour or baskets ☐ ☐ ☐ ☐

As shown (6 shallow, 12 deep) **F546**

All shallow trays (30) **F548**

All deep trays (15) **F547**

Shelf only **F545**



Lego, magnetic letters or books? The Tray unit's generous storage keeps your classroom neatly organised.

Accessories



Divider for Tray unit **F899**

Tray and basket options



See p. 70

Trays, Baskets and  
Carry crates



See p. 68

For tray units with  
display options

# Tray units with display

ECERS 4: 7.2; 6: 7.2, 5.3 ITERS 5: 7.2, 5.3

These movable shelves provide child-accessible storage with both horizontal and vertical display surfaces. Tray units combine with either magnetic whiteboard or shelf display options using Roomscapes posts. They can connect to other panels or shelves to create room dividers.

All shelves are 46 cm deep.



**Reversible panel**  
Magnetic whiteboard or display board



**Optional clear covers**  
protect child-height displays.



**Flip up hidden wheels**  
to move shelf.

**Display tray unit**  
71 x 61 cm (F514)

See p. 72

## Connectors & Accessories



For **personal trays**, use the "all shallow" tray option.

**Roomscapes posts** connect shelves and panels.



**Free service**  
Contact us for help with your room layout.



### Whiteboard display (46 cm deep)



Display tray unit 71 x 61 cm  
**F514**

Choose tray colour or baskets ☐ ☐ ☐ ☐  
Includes 4 shallow, 4 deep trays, 6 magnets



Display tray unit 106 x 61 cm

Choose tray colour or baskets ☐ ☐ ☐ ☐  
Includes 6 magnets

As shown (6 shallow, 6 deep) **F583**  
All shallow trays (18) **F562**



Display tray unit 71 x 81 cm

Choose tray colour or baskets ☐ ☐ ☐ ☐  
Includes 6 magnets

As shown (4 shallow, 6 deep) **F524**  
All shallow trays (16) **F560**



Display tray unit 106 x 81 cm

Choose tray colour or baskets ☐ ☐ ☐ ☐  
Includes 6 magnets

As shown (6 shallow, 9 deep) **F534**  
All shallow trays (24) **F561**

### Shelving display (46 cm deep)



Tray unit with shelving display  
71 x 61 cm **F515**

Choose tray colour or baskets ☐ ☐ ☐ ☐  
Includes 4 shallow, 4 deep trays



Tray unit with shelving display  
106 x 61 cm **F584**

Choose tray colour or baskets ☐ ☐ ☐ ☐  
Includes 6 shallow, 6 deep trays



Tray unit with shelving display  
71 x 81 cm **F525**

Choose tray colour or baskets ☐ ☐ ☐ ☐  
Includes 4 shallow, 6 deep trays



Tray unit with shelving display  
106 x 81 cm **F535**

Choose tray colour or baskets ☐ ☐ ☐ ☐  
Includes 6 shallow, 9 deep trays

### Accessories



Divider for Tray unit **F899**



Extra set of 10 magnets **H540**

### Tray and basket options



See p. 70

Trays, baskets and  
Carry crates



See p. 92

for Tote shelves  
with display

# Roomscapes accessories



**Canopy (F871)**  
See p.72

Totes, baskets and Medium carry crates match in size and fit best on Roomscapes shelves.

Sturdy side brackets enable stacking of same-sized crates.

1. Deep tote (F890) cream
2. Shallow tote (F880) blue
3. Shallow tote (F880) clear  
with one Half and two Quarter totes
4. Deep basket (G483)  
with label holder
5. Shallow basket (G484)

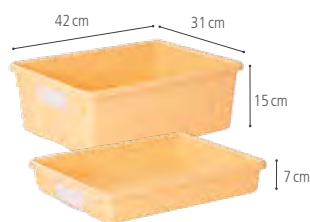
6. Small carry crate (G492)
7. Medium carry crate (G494)
8. Large carry crate (G496)
9. Corner crate (G498)
10. Corner basket (G486)  
with label holder

Note: Baskets are woven from rattan, and small parts may break off. We do not advise their use with children under 36 months unless adequately supervised.



## for Tray shelves

### Large



#### Deep tray **F920**

Base: 28 x 40 cm

Choose clear, cream or blue ☐ ☐ ☐

#### Shallow tray **F910**

Base: 28 x 40 cm

Choose clear, cream or blue ☐ ☐ ☐



#### Deep tray basket **G479**

Base: 21 x 34 cm

#### Shallow tray basket **G477**

Base: 25 x 37 cm

Fits Tray shelves made after January 2017

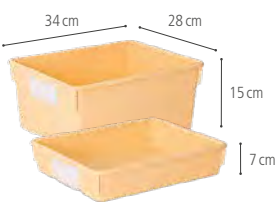


#### Large carry crate **G496**

Fits Tray shelves made after January 2017

## for Tote shelves

### Standard



#### Deep tote **F890**

Base: 22 x 28 cm

Choose clear, cream or blue ☐ ☐ ☐

#### Shallow tote **F880**

Base: 23 x 30 cm, fits A4

Choose clear, cream or blue ☐ ☐ ☐



#### Deep basket **G483**

Base: 19 x 29 cm

#### Shallow basket **G484**

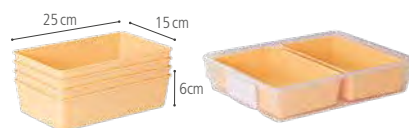
Base: 24 x 36 cm



#### Medium carry crate **G494**

Base fits A4

### More shapes and sizes



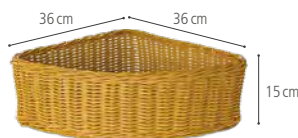
#### Four cream half totes **F981**

Two Half totes fit in a Shallow tote.

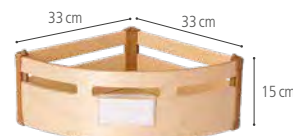


#### Four cream quarter totes **F991**

Four Quarter totes fit in a Shallow tote.



#### Corner basket **G486**



#### Corner crate **G498**



#### Small carry crate **G492**

### What's the difference?

#### Tray shelving

deeper for more storage space

See p. 66



#### Tote shelving

standard depth of Roomscapes shelves

See p. 62



### Extras




Six label holders (for baskets)

**G490**


# Roomscapes connectors & accessories



**Filler (F751)**  
Fillers finish the space between two shelves and two posts.



Hook spots are the secret to keeping the Flowie on the Branch.



**Roomscapes posts**  
connect shelves, panels and gates.  
See p. 52 for guidelines.

## Display board covers

Attach a Clear, Mirror or Chalkboard cover to any display board panel or shelf with display board back. Options are listed with each shelf or panel.



Clear cover



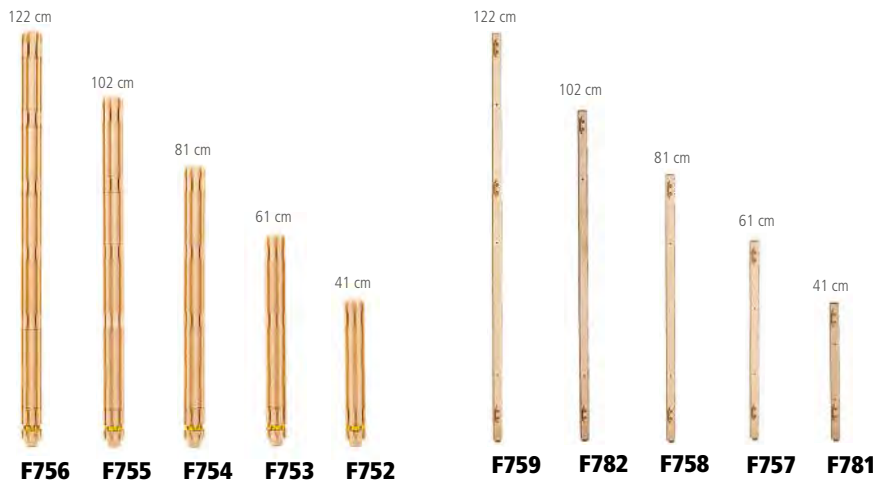
Mirror cover



Chalkboard cover



## Connectors



### Roomscapes posts (6 cm diameter)

Posts connect to the couplings on Roomscapes shelves, panels, and gates to join them together.

### Roomscapes wall adapters (2 cm thick)

Attach a Wall adapter to the wall or other stable fixture so that it can support a post.



### Pair of Roomscapes wings **F729**

Stabilise Roomscapes panels with a pair of Wings. Not for use with doors or gates. Must be attached with 81 cm (or higher) post.



### Filler **F751**

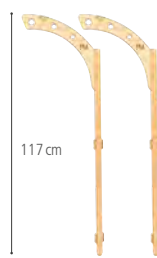
Fills the space between two shelves and two posts.

## Branches and Flowies

How can you incorporate fabrics if you cannot attach anything to the walls of your room? These Branches offer a solution. Connect them to shelving or panels with posts at least 61 cm tall.



Two high branches **F812**



Two low branches **F811**

Flowies are transparent pieces of flame-resistant cloth netting. Drape them over branches or directly over furniture, and watch any table become a cave or a den.



Flowie, Sage **C707**  
218 cm x 310 cm



Flowie, Sky **C708**  
218 cm x 310 cm



Flowie, Sand **C709**  
218 cm x 310 cm

## Canopy

Fits on any 94 or 124 cm long shelf unit that is 61 or 81 cm tall. You will need two Roomscapes posts to match the height of the shelf unit.



Canopy **F871**

# Roomscapes panels

ECERS 4: 5.3 ITERS 4: 7.3, 5.3

**Bamboo panels** define spaces with warm, natural tones. **Clear panels** enhance interaction and supervision. **Translucent and Rice grass panels** can form cosy spaces while still letting light through. **Display board panels** create a solid divider and provide display – note the cover options! Panel covers attach using built-in hook and loop surfaces. Combine panels with shelves to creatively divide your room. See page 52 for guidelines.



**Bamboo panel**  
(F738)



**Display board panel**  
(F716)



**Rice grass panel**  
(F901)

## Display board covers

Attach a Clear, Mirror or Chalkboard cover to any display board panel or shelf with display board backing. Options are listed with each shelf or panel.



Clear cover



Mirror cover



Chalkboard cover

See p.72

## Connectors & Accessories



Attach a **Mirror, Clear, or Chalkboard cover** to any display board panel.

**Roomscapes posts** connect shelves and panels.

**Roomscapes wings** stabilise panels.



## Free service


Contact us for help with your room layout.



### 61 cm high



Bamboo **F816**



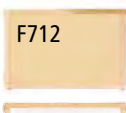
Display board **F711**

Clear cover **F821**

Mirror cover **F843**

Clear **F721**

Bamboo **F817**



Display board **F712**

Clear cover **F822**

Mirror cover **F844**

Chalkboard cover **F861**

Clear **F722**

Bamboo **F732**

Translucent **F801**

Rice grass **F901**



Display board **F713**


Clear cover (covers 1/2) **F821**

Mirror cover (covers 1/2) **F843**

Clear **F723**

Bamboo **F733**

### 81 cm high



Display board **F714**

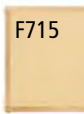
Clear cover **F823**

Mirror cover **F846**

Chalkboard cover **F861**

Clear **F725**

Bamboo **F828**



Display board **F715**

Clear cover **F886**

Mirror cover (covers 2/3) **F846**


Chalkboard cover (covers 2/3) **F861**

Clear **F726**

Bamboo **F735**

Translucent **F802**

Rice grass **F902**



Display board **F716**

Clear cover (covers 1/2) **F823**

Mirror cover (covers 1/2) **F846**

Chalkboard cover (covers 1/2) **F861**


Clear **F727**

Bamboo **F736**

### 102 cm high



Translucent **F827**



Display board **F718**

Mirror cover (covers 2/3) **F845**

Chalkboard cover (covers 1/3) **F861**

Bamboo **F738**



Display board **F719**

Clear cover (covers 1/2) **F824**

Mirror cover (covers 1/2) **F845**

Chalkboard cover (covers 1/3) **F861**

Bamboo **F739**

### Adjustable panel 81 cm high

63 – 94 cm



Adjustable panel **F748**

Designed to fill odd-sized, non-modular gaps, so your partition can stretch across a room. 63 – 94 cm adjustment.



See p. 52

Roomscapes  
guidelines

# Roomscapes wave & curved panels

ECERS 4: 5.3, 5.2  
ITERS 4: 7.3, 5.3

Wave panels provide an eye-catching way to change the height of your Roomscapes partition. Children naturally gravitate to curves, which are more welcoming than hard corners and right angles. Translucent and Rice grass panels create elegant niches while letting in plenty of light and maintaining easy supervision.



See p.72

## Connectors & Accessories



**Roomscapes posts** connect shelves and panels.

**Roomscapes wings** stabilise panels.



**Free service**

Contact us for help with your room layout.



41 – 61 cm wave panels



Short bamboo wave 41 – 61 cm high  
**F818**



Short translucent wave 41 – 61 cm high  
**F808**



Bamboo wave 41 – 61 cm high  
**F741**



Clear wave 41 – 61 cm high  
**F724**



Translucent wave 41 – 61 cm high  
**F783**

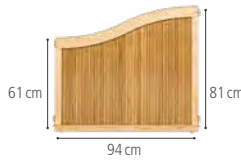
61 – 81 cm wave panels



Short bamboo wave 61 – 81 cm high  
**F819**



Short translucent wave 61 – 81 cm high  
**F803**



Bamboo wave 61 – 81 cm high  
**F742**



Clear wave 61 – 81 cm high  
**F728**

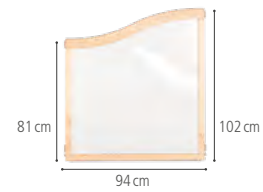


Translucent wave 61 – 81 cm high  
**F784**



Rice grass wave 61 – 81 cm high  
**F903**

81 – 102 cm wave panel



Clear wave 81 – 102 cm high  
**F749**



Translucent wave 81 – 102 cm high  
**F785**

61 cm curved panels



Bamboo curved panel 61 cm  
**F813**

Translucent curved panel 61 cm  
**F904**

Rice grass curved panel 61 cm  
**F907**

81 cm curved panels



Bamboo curved panel 81 cm  
**F814**

Translucent curved panel 81 cm  
**F905**

Rice grass curved panel 81 cm  
**F908**



See p.52

Roomscapes  
guidelines

# Roomscapes gates and arches

ECERS 1: 5.3 14: 7.1  
ITERS 3: 7.2, 5.2 4: 7.3, 5.3

Gates and arches communicate boundaries and pathways. These gates feature a latch that adults can open with one hand, but that is secure for children up to 24 months. They conform to EN 1930:2011 Safety Barriers. Roomscapes gates open both ways with a full 360° rotation to give you complete flexibility.

## Gates need extra support.

See p. 52

**Guidelines** for safely installing your gates

See p. 72

**Roomscapes posts** must be used to securely install gates



Gate hinges have no pinch points.

See p. 72

## Connectors & Accessories



**Roomscapes posts** connect shelves, panels, gates and arches.

**Roomscapes wings** stabilise panels.



### Free service

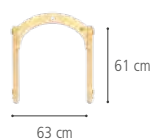
Contact us for help with your room layout.



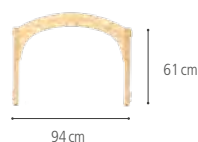
## 61 cm high



Arch 43 x 61 cm **F832**

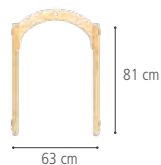


Arch 63 x 61 cm **F837**



Arch 94 x 61 cm **F831**

## 81 cm high



Arch 63 x 81 cm **F826**

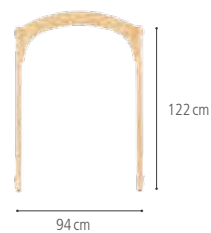


Roomscapes gate **F482**  
Opening width: 75 cm



Roomscapes compact gate **F481**  
Opening width: 60 cm

## 122 cm high



Arch 94 x 122 cm **F833**

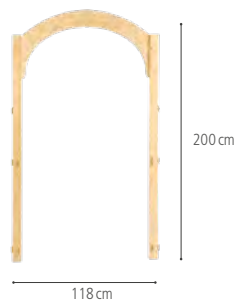


Mini arch 52 x 122 cm **F838**



Mini arch panel **F839**

## 200 cm high

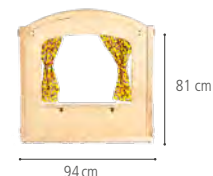


Teacher arch **F834**



Roomscapes entry **F840**  
Includes Teacher arch, two 81 cm posts and Roomscapes gate.  
Opening width: 75 cm

## Window panel



Window panel **F743**



# Roomscapes sets

There are times when you want to design your own unique dividers and activity areas, tailored to exactly measured spaces in your room. And then there are times when a package deal is the faster, simpler solution.

These Roomscapes sets are at home practically anywhere, turning wide open spaces into cosy corners and appealing alcoves.

▶ **Video:**  
**How do I put it all together?**  
[communityplaythings.co.uk/rs-demo](https://communityplaythings.co.uk/rs-demo)



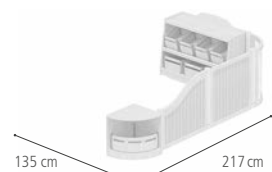
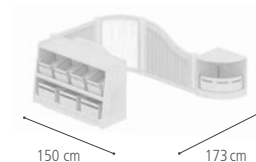
The Art and creative Roomscapes set is designed to transform the space in any classroom into an inviting and protected area where creativity can flourish.





200 x 150 cm

Other configurations



## Sensory area

**F944**

Warm bamboo and natural rice grass welcome children into this Sensory area. Includes both storage and display space.



Corner crate  
G498



Post  
F752



Corner shelf  
F671



Bamboo wave  
F818



Post x3  
F753




Rice grass curve  
F907



Bamboo panel  
F817

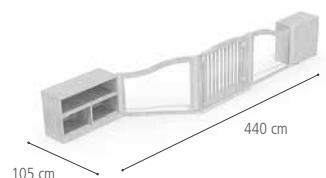
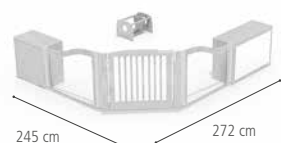


Craft shelf 3  
H585



243 x 209 cm

Other configurations



## NEW Baby safe area

**F927**

Choose tote colour or baskets ☐ ☐ ☐ ☐

Roomy and versatile, this safe play area can be arranged in a corner, against a wall, or to partition a room.



Roomscapes gate  
F482



Tote shelf  
F551



Fixed shelf  
F661



Clear wave x2  
F728



Post x2  
F753



Post x2  
F754



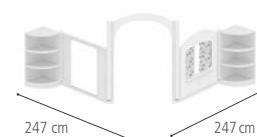
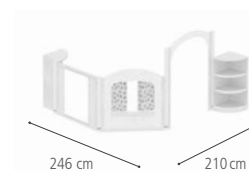
Small browser box  
F770



Mirror cover  
F844



Other configurations



148 x 148 cm



Mirror cover  
F846



Post x3  
F754



Corner shelf x2  
F675



Display panel  
F715



Window panel  
F743



Arch  
F833



Post x2  
F756



Corner basket x2  
G486

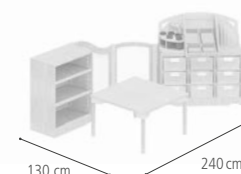
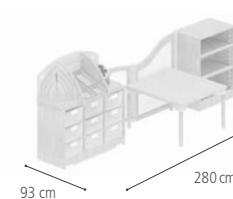
## Cosy nook

**F931**

A favourite set, these simple panels can create a nook almost anywhere.



Other configurations



200 x 170 cm



MultiTable  
D293



Post x2  
F753



Translucent curve  
F904



Translucent wave  
F803



Post  
F754



Chalkboard cover  
F861



Adjustable shelf  
81cm F622



Supply unit 3  
H577

## Art and creative area

**F948**

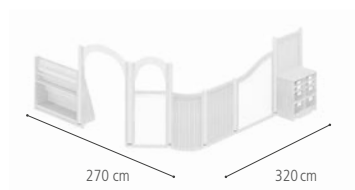
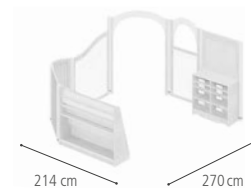
Choose tote colour or baskets ☐ ☐ ☐ ☐

A beautiful space where creativity can flourish. Art supplies and mark-making tools are displayed attractively at child-height for easy access.





Other configurations



## Focus corner

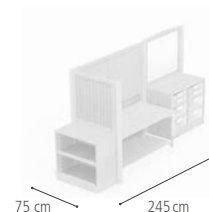
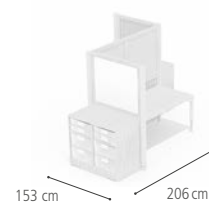
**F507**

Choose tote colour or baskets ☐ ☐ ☐ ☐  
Choose armchair colour ☐ ☐

Step out of the bustle of a lively classroom into this beautiful calm space.



Other configurations



## Workstation

**F926**

Choose tote colour or baskets ☐ ☐ ☐ ☐  
Choose chair size 2 or 3

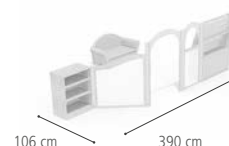
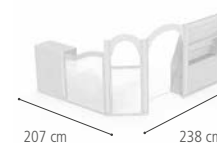
Here's a quiet alcove for concentrated learning.





223 x 232 cm

Other configurations



## NEW Classroom reading corner

**F932**

Choose sofa colour ☐ ☐

This inviting book area comes complete with display and storage. The Library shelf provides double-sided access with a space at the back to hold big books.



Adjustable shelf  
F622

Library shelf  
F776

Child's sofa, beige  
J650

Translucent wave  
F785

Arch  
F833

Mini arch panel  
F839

Post  
F754

Post x3  
F756

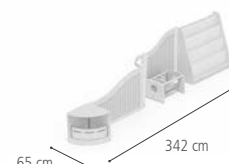
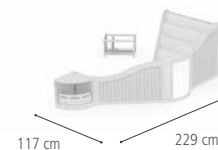






170 x 203 cm

Other configurations



## NEW Toddler book corner

**F503**

Toddlers will love selecting their own book and settling down for a look. Simple and cosy, this book corner is designed to fit anywhere in your room.


Library rack  
F775

Bamboo wave  
F819

Corner crate  
G498

Corner shelf  
F671

Post  
F752

Bamboo wave  
F741

Translucent  
curve F904

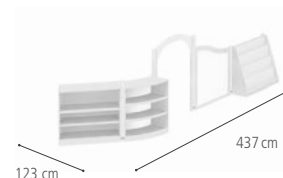
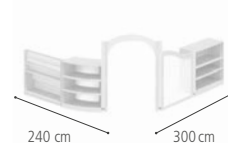
Small browser  
box F770

Post  
F754

Post x2  
F753


169 x 313 cm

Other configurations



## Literacy corner

**F934**

This beautiful corner supports quality book time. Shelves face in or out so you can arrange them to suit your setting.


Filler  
F751

Clear cover  
F855

Library rack  
F775

Adjustable  
shelf F633

Translucent  
sweep F626

Post x3  
F754

Translucent  
wave F785


Post x2  
F756

Arch  
F833



144 x 211 cm

Other configurations



## NEW Toddler role play area

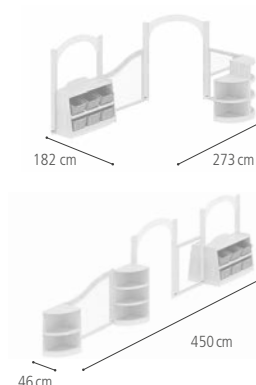
**F929**

An attractive little home corner to foster role play for the youngest ones. Staff can easily reposition the Sink and Cooker to suit children's play.



260 x 267 cm

Other configurations



## Role play, 3-5s

**F942**

Choose tote colour or baskets ☐ ☐ ☐ ☐ ☐ ☐  
Table and chairs not included (see p.169)

This corner is as flexible as children's play. Includes a display panel and mirror.

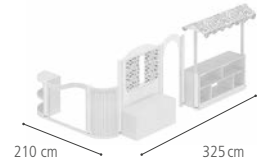
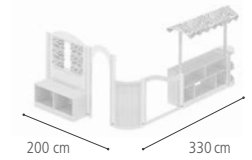






304 x 254 cm

Other configurations



## Classroom role play corner

**F943**

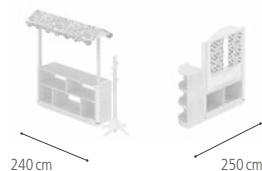
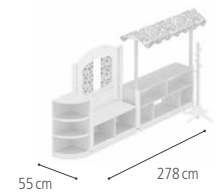
Table and chairs not included (see p. 169)

A versatile role play area with canopy and window, inviting happy interaction.



240 x 331 cm

Other configurations



## Versatile play corner

**F938**

Shop today, puppet theatre tomorrow, this corner can be changed in size and options.






106 cm long x 122 cm high

## Puppet theatre

**F791**

Let the show begin! Here's a mobile puppet theatre with a built-in storage shelf and stage. Roll your show to where you want it, then flip down trim to stabilise.

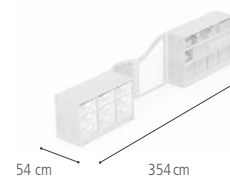
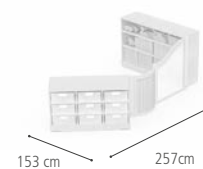






140 x 271 cm

Other configurations



## NEW Construction area

**F928**

Choose tray colour or baskets ☐ ☐ ☐ ☐

This corner offers a defined area for young builders. Shelving includes storage for small-world props.



Tray unit  
F586



Fixed shelf  
F645



Post x2  
F753



Post  
F754



Translucent wave  
F803



Bamboo curve  
F813



Quarter School set  
G461



142 cm long x 149 cm high

## Canopy unit

**F872**

A canopy will add role play appeal to any room. The canopy can be taken off without tools and stored flat.



Open back  
shelf F644



Post x2  
F753



Canopy  
F871

80 x 125 cm space  
81 cm panel height



## Puffin nest

**F557**

Choose Flowie colour

A cosy place for little people. Branches allow fabric to be attached to help the space feel more enclosed.



Flowie, sand  
C709



Arch  
F826



Post x6  
F754



Bamboo  
panel F828



Translucent curve x2  
F905



Bamboo curve x2  
F814



Two high branches  
F812



106 x 106 cm

## HideAway cube

**F792**

Choose Flowie colour

Children need a safe corner for rest and retreat – a den from which to survey the action. The HideAway cube has space for solitude or one or two friends.



Flowie, sage  
C707



Mirror cover  
F846



Arch  
F831



Post x2  
F753



Bamboo  
wave F742



Translucent  
wave F784



Display panel  
F715



Post x2  
F754








124 x 100 cm space  
61–81 cm panel height

## Swallow nest

**F526**

Choose Flowie colour   




Fits into a corner of your room. The two curved panels invite tots to snuggle in.



65 x 63 cm space  
61 cm panel height

## Wren nest

**F517**

Choose Flowie colour   

Our smallest option, designed with one-year-olds in mind. A child can feel secluded while remaining visible.





106 cm x 37 cm  
(122 cm high)

## Display unit 94 cm

**F875**

Choose tote colour or baskets ☐ ☐ ☐ ☐

Mirror cover **F844**

(fits panel and back of shelf)



Clear cover  
F822



Display board  
F712



Tote shelf  
F682



Post x2  
F756







## Display and discovery

**F939**

Choose tray colour or baskets ☐ ☐ ☐ ☐

Corner shelves and magnetic whiteboard panel make an attractive display and worktop.

192 cm x 46 cm  
(122 cm high)




## Display unit 124 cm

**F876**

Choose tote colour or baskets ☐ ☐ ☐ ☐

Mirror cover **F845**  
(fits back of shelf)



136 cm x 37 cm  
(122 cm high)

See p. 68 for more display options

**Library shelf (F776)**



Shelf backs offer even more storage space, with a slot to hold big books.



**Up to roll. Down to stay.**

Just flip up the wheels, roll it where you want, then flip them down for a perfectly stationary unit.

**Library rack (F775)**



Library rack and shelf connect to Roomscapes shelves and panels.



# Library rack and shelf for Roomscapes

ECERS 15: 5.3, 5.1    ITERS 5: 5.3

Children will enjoy picking just the right book from the many choices shown on the overlapping display shelves of the Library rack and Library shelf.

Big books are visible from both sides of the rack, and generous book storage space is available on the shelves below and behind the racks. Optional book ends securely hold books in place.

You can create a cosy library corner, removed from the general hubbub, by connecting a few Roomscapes panels to the Library rack and shelves.



Books expand imagination as well as knowledge. They should be clearly displayed for children to easily recognise and select their favourites.



Library shelf **F776**



Library rack **F775**



Pair of book ends **F779**

For use on the bottom of Library shelf F776



See p.216

for toddler book display

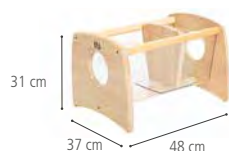
# Browser box

ITERS 2:5.3 14: 7.1

The intriguing shape of the Browser box invites little children to explore. This low, versatile storage bin with high visibility helps toddlers learn to put away their books and toys. Adjust the size of the bins by pushing the dividers along.



**Browser box**  
**F778**  
Includes 2 Book ends



**Small browser box**  
**F770**  
Includes 1 Book end



Smooth hardwood ends are peepholes for babies and handholds for carers.



The space-saving Small browser box offers the same play value with a smaller footprint.





# Book trolley

ECERS 15: 5.3, 5.1 ITERS 4: 7.2, 7.1

The Book trolley's clear bin and lower shelf provide visible, accessible book display. Its mobility gives freedom to share a library between classrooms. Easily adapted to other uses, the Book trolley also makes an enticing music and movement trolley or mobile audiobook station.



Book trolley  
**F777**  
Includes 2 Book ends



Extra pair of  
book ends **F779**  
Additional Book ends for use on  
bottom shelf of Book trolley

Adjustable dividers slide to accommodate books, toys or other materials.



On the move? Flip up the hidden wheels to move the Book trolley.

# Library panel for Roomscapes

ECERS 15: 5.3, 5.1 ITERS 4: 7.2, 7.1

The space-saving Library panel does double-duty as divider and book display. Mounted directly on the wall in the classroom, office or reception, it can be accessed easily by children, staff or visitors. Connect it with other Roomscapes items to create a customised reading space suited to your needs.



Library panel **F747**



## Set three for Montessori (F403)




### Durable and safe

Solid birch with softly curved edges combines safety and old-world craftsmanship. All our shelves are coated with a child-safe finish.



### Up to roll. Down to stay.

Just flip up the wheels, roll it where you want, then flip them down for a perfectly stationary unit.



### Strong

Shelves are built with mortise and tenon joints, the strongest in woodworking.



### Hardwood backs

All Montessori shelves have either a hardwood or open back.

As with all Community Playthings shelves, these products come out of the box **fully assembled**.



# Shelving for Montessori

ECERS 2: 7.1, 4: 7.2 ITERS 2: 7.3

Graceful curves and the warm glow of birch invite your children into a Montessori environment. With the Sweep and Corner shelves, you can design your sensorial, maths and language areas to complement the shape of your room.

**All shelves are 37 cm deep.**

Note: Do not connect to Roomscapes shelves or panels.



Furnishing Montessori nurseries with Community Playthings shelving units, tables and chairs means that they maintain the focus on using natural and neutral furniture to display the beautifully crafted Montessori learning resources.



**Barbara Isaacs**

Senior Accreditation Officer  
Montessori Accreditation and Evaluation Board

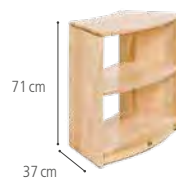
## 71 cm high 1-shelf units 29 cm clearance between shelves



Closed back 124 x 71 cm with one shelf **F441**



Open back 124 x 71 cm with one shelf **F442**



Open sweep shelf 71 cm with one shelf **F413**

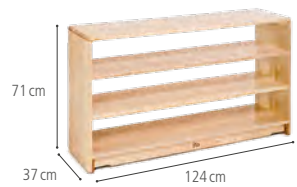


Corner shelf 71 cm with one shelf **F411**

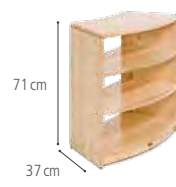
## 71 cm high 2-shelf units 18.5 cm clearance between shelves



Closed back 124 x 71 cm with two shelves **F443**



Open back 124 x 71 cm with two shelves **F444**



Open sweep shelf 71 cm with two shelves **F414**



Corner shelf 71 cm with two shelves **F412**



**Set one for Montessori F401**

- 1 Open back 124 x 71 cm with one shelf F442
- 2 Open sweep shelves 71 cm with one shelf F413
- 1 Corner shelf 71 cm with one shelf F411



**Set three for Montessori F403**

- 2 Closed back 124 x 71 cm with one shelf F441
- 2 Corner shelves 71 cm with one shelf F411



**Set two for Montessori F402**

- 5 Open sweep shelves 71 cm with two shelves F414



**Set four for Montessori F404**

- 1 Closed back 124 x 71 cm with one shelf F441
- 1 Closed back 124 x 71 cm with two shelves F443
- 2 Corner shelves 71 cm with two shelves F412
- 1 Corner shelf 71 cm with one shelf F411





# Tables and chairs

## MultiTables

page 107



## Woodcrest chairs

page 115



## Teacher low chair

page 115



## Childshape chairs

page 117



### Ergonomically sound

Our chairs and tables are conducive to a good sitting posture.



### Chair size mark

On a chair the size mark can be found stamped into the underside, as well as printed on the ID label.



### Adjustable leg size mark

Pull out the telescoping leg until correct number shows directly below the gold ring.

### Solid leg size mark

On a solid leg, the size mark can be found at the top of the leg where it attaches to the table.

•..... Knees are bent at 90°

•..... Feet are flat on the floor



# Chair & Table height guidelines

It comes down to a simple formula – comfort equals concentration and contentment. If children have furniture shaped to support their bodies' best posture, they can stay focused on the work or play in front of them.

Determine the best chair height by seating a child with knees at 90° and feet flat on the floor. Measure the distance from the floor to the seating surface.

The table legs and chairs are size-marked to help determine the correct table/chair choice. Match the size marks on table and chair.

## Get it right for your children

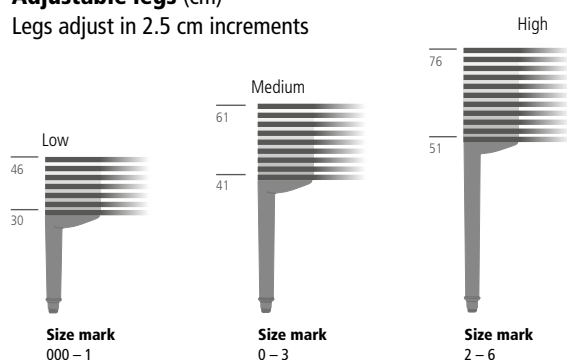
Children's ages	0 – 2		2 – 3	2 – 4	4 – 6	6 – 8	8 – 11	11 – 14	14 +
Chair	J505*	J506*	J408 (J708)	J710 (J410)	J712	J714	J715	J716	J718
Chair seat height (cm)	13	17	21	26	31	35	38	43	46
Chair size mark	000	00	0	1	2	3	4	5	6
Table height – solid legs (cm)	30	36	40	46	53	59	64	71	76
Table height – adjustable legs	Low adjustable leg								
			Medium adjustable leg						
					High adjustable leg				

\* See p.213 Other chair options for 0–2s

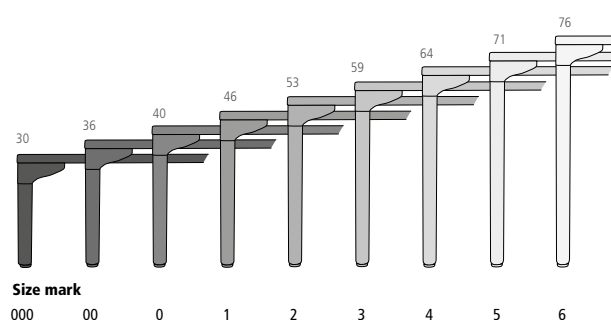
## Height ranges for MultiTable legs

### Adjustable legs (cm)

Legs adjust in 2.5 cm increments



### Solid legs (cm)







# Tables



## MultiTables

MultiTables are versatile and modular. Available in a variety of shapes and sizes, these adaptable tables enable you to design your room and reconfigure it to meet the changing demands of your setting. Adjustable legs can be clicked to new heights in seconds – no tools needed. MultiTables are strong and light. You can move, stack and store them easily, and even children can help.



## Outdoor tables See p.37

There's no better place for learning than the great outdoors. Here at last is a line of durable, child-sized tables to help take all aspects of your curriculum outside. The smooth, weatherproof surface invites picnics, group activities or independent projects.



## Role play tables See p.169

If your role play corner isn't home-like enough, maybe it's missing the kitchen table. Woodcrest tables invite imaginative play. Their solid birch tops have smoothly curved edges and the glow of crafted home furniture. Let the tea party begin!

### 56 x 112 cm MultiTable

(D243) with medium adjustable legs



**To adjust table height,** just push the yellow ring down and slide the leg in or out.

Table legs are positioned at the edge of the table for maximum stability.



**Easy-to-clean laminate** is waterproofed with laser-bonded edging to keep moisture out.



Tough table top is two centimetres thick, and laminated on both sides to prevent warping. The leg has an aluminium core for strength.



Specify adjustable legs for a table that will keep pace with growing children or varying room activities – no tools needed.



# MultiTables

ECERS 2: 7.1, 5.3, 5.1 ITERS 2: 7.2, 5.2

This versatile system of tables is solid and dependable to support the important work of playing and learning. With a wide range of shapes and sizes it's easy to customise your tables to fit different ages, groups, and activities.

**Note:** Chairs shown are 31 cm Woodcrest chairs. When planning seating capacity, consider table's intended use and children's ages.



56 x 112 cm table (seats up to 6)

**With 4 adjustable legs**

Low **D242**

Med **D243**

High **D244**

**With 4 solid legs**

**D241**

Choose table height



56 x 76 cm table (seats up to 2)

**With 4 adjustable legs**

Low **D212**

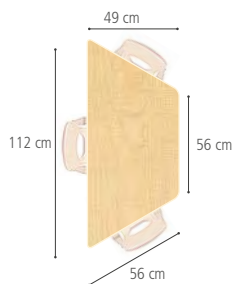
Med **D213**

High **D214**

**With 4 solid legs**

**D211**

Choose table height



56 x 112 cm trapezoidal table (seats up to 3)

**With 4 adjustable legs**

Low **D232**

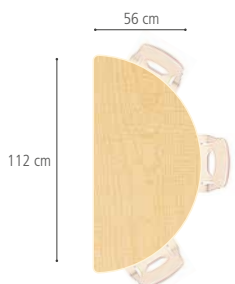
Med **D233**

High **D234**

**With 4 solid legs**

**D231**

Choose table height



112 cm half round table (seats up to 3)

**With 4 adjustable legs**

Low **D222**

Med **D223**

High **D224**

**With 4 solid legs**

**D221**

Choose table height

Chair size to table height recommendations per age					
Children's ages	Chair	Chair seat height (cm)	Chair size mark	Table height (solid legs, cm)	Table leg size (Adjustable)
0–2	<b>J505*</b>	13	000	30	low
	<b>J506*</b>	17	00	36	
2–3	<b>J408</b> (J708)	21	0	40	
2–4	<b>J710</b> (J410)	26	1	46	med
4–6	<b>J712</b>	31	2	53	
6–8	<b>J714</b>	35	3	59	high
8–11	<b>J715</b>	38	4	64	
11–14	<b>J716</b>	43	5	71	
14 +	<b>J718</b>	46	6	76	

\*Other chair options for 0–2s

See p.213

## Accessories

Four solid legs **A554**  
Choose table height

Four adjustable legs **A594**  
Choose low, medium or high



MultiTables are wheelchair accessible. To support developing motor control, slightly tilt a table by shortening the adjustable legs on one side.



Keep going for more  
MultiTable options!



**56 x 76 cm  
MultiTable** with  
high adjustable legs  
(D214)

**To adjust table height,**  
just push the yellow ring  
down and slide the leg in  
or out.



**Easy-to-clean laminate**  
is waterproofed with laser-  
bonded edging to keep  
moisture out.

Table legs are positioned  
at the edge of the table  
for maximum stability and  
wheelchair accessibility.



Save floor space by moving tables  
to the side of the room and  
stacking them in a fan pattern.



For more permanent and  
compact storage, legs unscrew  
and clip into the leg holder.



# MultiTables continued

MultiTables are lightweight and modular so you can move, stack, and store them easily. Adjustable legs allow staff to change the table height quickly – no tools needed. Choose the solid leg option for a sturdy table with a natural look. (Need both? Store the extra set in the handy holder underneath the table top.)

**Note:** Chairs shown are 31 cm Woodcrest chairs. When planning seating capacity, consider table's intended use and children's ages.

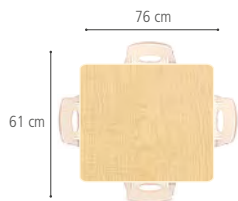
Chair size to table height recommendations per age					
Children's ages	Chair	Chair seat height (cm)	Chair size mark	Table height (solid legs, cm)	Table leg size (Adjustable)
0–2	J505*	13	000	30	low
	J506*	17	00	36	
2–3	J408 (J708)	21	0	40	
2–4	J710 (J410)	26	1	46	med
4–6	J712	31	2	53	
6–8	J714	35	3	59	high
8–11	J715	38	4	64	
11–14	J716	43	5	71	
14 +	J718	46	6	76	

\*Other chair options for 0–2s [See p.213](#)

## Accessories

Four solid legs **A554**  
Choose table height

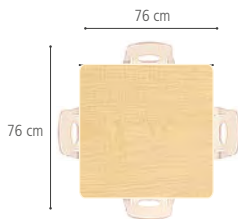
Four adjustable legs **A594**  
Choose low, medium or high



76 x 61 cm table (seats up to 4)

**With 4 adjustable legs**  
Low **D272**  
Med **D273**  
High **D274**

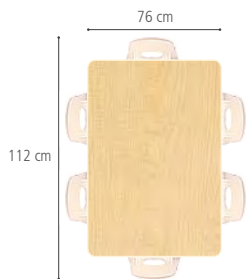
**With 4 solid legs**  
**D271**  
Choose table height



76 x 76 cm table (seats up to 4)

**With 4 adjustable legs**  
Low **D292**  
Med **D293**  
High **D294**

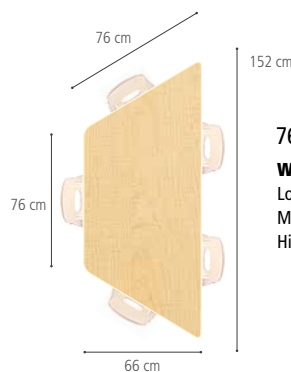
**With 4 solid legs**  
**D291**  
Choose table height



76 x 112 cm table (seats up to 6)

**With 4 adjustable legs**  
Low **D252**  
Med **D253**  
High **D254**

**With 4 solid legs**  
**D251**  
Choose table height



76 x 152 cm trapezoidal table (seats up to 5)

**With 4 adjustable legs**  
Low **D362**  
Med **D363**  
High **D364**

**With 4 solid legs**  
**D361**  
Choose table height



76 x 122 cm table (seats up to 6)

**With 4 adjustable legs**  
Low **D282**  
Med **D283**  
High **D284**

**With 4 solid legs**  
**D281**  
Choose table height



76 x 152 cm table (seats up to 8)

**With 4 adjustable legs**  
Low **D262**  
Med **D263**  
High **D264**

**With 4 solid legs**  
**D261**  
Choose table height

Keep going for more MultiTable options!



### Round table 112 cm with 53 cm solid legs (D301)

Table legs are positioned at the edge of the table for maximum stability and wheelchair accessibility. Legs screw securely into sockets – without tools.



Choose the solid leg option for a sturdy table with a natural look. Size mark helps you match correct table and chair height.

The foot glide keeps the table stationary and quiet.



Perfect for those messy projects that require extra soap and water to clean up. Easy-to-clean laminate is waterproofed with laser-bonded edging to keep moisture out.



Join the fun! Half circle tables and larger round tables have ample space for activity and interaction.



# MultiTables continued

To order a table, first choose the table top and then decide on solid or adjustable legs. Specify desired height; see the diagram on the right for age-appropriate table leg sizes.

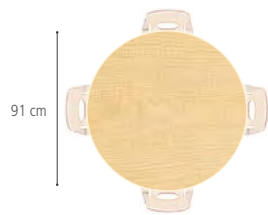
**Note:** Chairs shown are 31 cm Woodcrest chairs. When planning seating capacity, consider table's intended use and children's ages.



76 cm round table (seats up to 2)

**With 4 adjustable legs** Low **D322**  
Med **D323**  
High **D324**

**With 4 solid legs** **D321**  
Choose table height



91 cm round table (seats up to 4)

**With 4 adjustable legs** Low **D312**  
Med **D313**  
High **D314**

**With 4 solid legs** **D311**  
Choose table height



122 cm round table (seats up to 6)

**With 4 adjustable legs** Low **D302**  
Med **D303**  
High **D304**

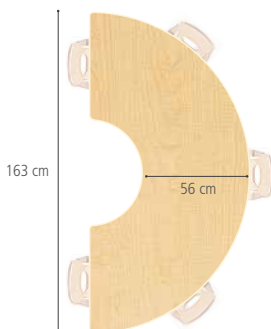
**With 4 solid legs** **D301**  
Choose table height



122 cm half round table (seats up to 3)

**With 4 adjustable legs** Low **D372**  
Med **D373**  
High **D374**

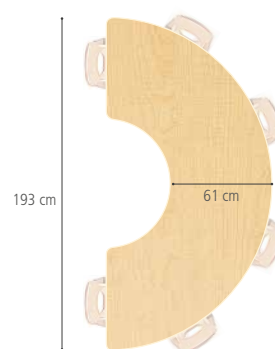
**With 4 solid legs** **D371**  
Choose table height



163 cm half circle table (seats up to 5)

**With 4 adjustable legs** Low **D332**  
Med **D333**  
High **D334**

**With 4 solid legs** **D331**  
Choose table height



193 cm half circle table (seats up to 6)

**With 6 adjustable legs** Low **D342**  
Med **D343**  
High **D344**

**With 6 solid legs** **D341**  
Choose table height

Chair size to table height recommendations per age					
Children's ages	Chair	Chair seat height (cm)	Chair size mark	Table height (solid legs, cm)	Table leg size (Adjustable)
0–2	J505*	13	000	30	low
	J506*	17	00	36	
2–3	J408 (J708)	21	0	40	
2–4	J710 (J410)	26	1	46	med
4–6	J712	31	2	53	
6–8	J714	35	3	59	high
8–11	J715	38	4	64	
11–14	J716	43	5	71	
14 +	J718	46	6	76	

\*Other chair options for 0–2s [See p.213](#)

## Accessories

Four solid legs **A554**  
Choose table height

Four adjustable legs **A594**  
Choose low, medium or high

Six solid legs **A556**  
Choose table height

Six adjustable legs **A596**  
Choose low, medium or high





# Chairs

Choosing chairs? Sitting surfaces need to be appropriate for the activities they promote, so we offer a wide range of seating options. Comfort equals concentration and contentment.



## Woodcrest chairs

Comfortable, ergonomic seating for preschool children to adults. Available in seven sizes. See page 115



## Childshape chairs

Solid chairs with armrests, designed for twos and threes who need extra stability. Available in two sizes. See page 117



## Mealtime chairs

Babies and toddlers need supportive, cleanable seating as they master their eating skills. Available in two sizes, with optional feeding tray. See page 213



## Me-do-it chairs

Low and wide-based, Me-do-its are just right for toddlers. Available in two sizes. See page 215



## Other Chairs



Teacher low chair

See p. 115



Child's rocker

See p. 165



Gliders


See p. 211



Child's sofa & armchair

See p. 167

### 43 cm Woodcrest chair (J716)



Chair wellies reduce noise but won't mark the floor.

#### **Stable seating**

The wide-based design makes the chair stable without having the legs protrude.

#### **Shaped for comfort**

The backrest "circle" eliminates pressure on the lower spine. Edges and corners are rounded.



Light enough for children to carry.



#### **Stackable**

Five chairs high.

#### **Good posture**

Children sit comfortably and correctly on this contoured chair. The waterfall front encourages circulation.





# Woodcrest chairs



ECERS 2: 7.1, 5.2, 5.1 ITERS 2: 7.4, 7.2

The lightweight Woodcrest chair is made of formed beech. The graceful one-piece design is easy to clean, with no joints to work loose. They're ultra-stable and sturdy, and scaled so children can sit with feet flat on the floor.



21 cm Woodcrest chair **J708**  
Size mark 0



26 cm Woodcrest chair **J710**  
Size mark 1



31 cm Woodcrest chair **J712**  
Size mark 2



35 cm Woodcrest chair **J714**  
Size mark 3



38 cm Woodcrest chair **J715**  
Size mark 4

Choosing your Woodcrest chair							
Age (years old)	2-3	2-4	4-6	6-8	8-11	11-14	14+
Size mark	0	1	2	3	4	5	6
Table height (cm)	40	46	53	59	64	71	76
Chair	<b>J708*</b>	<b>J710</b>	<b>J712</b>	<b>J714</b>	<b>J715</b>	<b>J716</b>	<b>J718</b>
Seat height (cm)	21	26	31	35	38	43	46
Seat width	27	30	34	36	39	40	42
Seat depth	20	23	26	29	32	35	38

Match the size marks on table and chair. The chart shows the appropriate size marks for each age range.



See p.117

**\*Consider Childshape chairs for under 3s** (with armrest)



43 cm Woodcrest chair **J716**  
Size mark 5



Adult Woodcrest chair **J718**  
Size mark 6

## Teacher low chair

Our Teacher low chair is designed for the carer. Providing enough seat depth, width and back support for the average adult, the "TLC" comfortably seats teachers low enough to interact with young children at their level.



Teacher low chair **J432**  
Seat 39 cm wide x 30 cm deep, seat height 30 cm  
Max. weight limit 170 kg

The handhold makes the TLC easy to move from one location to another.



### 25 cm Childshape chair (J410)

European beech construction with a clear child-safe finish.

Armrests provide extra support.

Wide legs provide stability and allow stacking. Soft chair tips keep noise down.



Chair dolly with locking castors accommodates all sizes of Childshape chairs and Mealttime chairs (p. 213). Stacks up to five high.



# Childshape chairs

ECERS 2: 7.1, 5.3, 5.2, 5.1 ITERS 2: 7.2, 5.2

Childshape chairs encourage healthy posture because the child's back is supported, and feet are flat on the floor. When not needed, Childshape chairs stack neatly to save valuable floor space.

Armrests provide solid support and help children feel secure so they can concentrate. Refer to page 103 for chair/table height recommendations by age.



20 cm Childshape chair **J408**

For ages 1½ to 3 years  
Use with 40 cm table height



25 cm Childshape chair **J410**

For ages 2 to 4 years  
Use with 46 cm table height



See p.213

## Mealtime chairs

Child-sized chairs that come with a tray.

See p.215

## Me-do-it chairs

### Childshape and Mealtime chairs

Dimensions (cm)	20 cm chair	25 cm chair
Seat height	20	25
Seat width	28	28
Seat depth	24	24
Armrest height	33	37

### Accessories



Chair dolly **J413**







# Creative and messy

## Storage

page 123



## Easels

page 127



## Aprons and accessories

page 131



## Indoor sand and water

page 133



## Workbench

page 135







# Creative and messy

Children have a natural enthusiasm for art and thrive in an environment that encourages exploration with a wide range of materials. They also feel responsible when trusted to make decisions and taught to use real tools.

Whether you need an entire creative area or just a simple shelf, these units put art choices – from paper to brushes to scissors – within a child's easy reach. The space-saving, mobile designs will give your classroom flexibility and allow you to incorporate creativity and mark-making into all areas of your classroom.

“

Thinking creatively is a life skill that encompasses and extends all areas of learning. It will impact how children respond to opportunity and adversity, enabling them to see options and evaluate alternatives in future.

”

**Pete Moorhouse,**

“Woodwork in the early years”



**View case study:**

[communityplaythings.co.uk/st-werburghs](https://communityplaythings.co.uk/st-werburghs)



Do you need an instant creative area with multiple storage options for all those small tools and accessories? Each unit offers an eye-catching display of choices, all within a child's easy reach.

## Back view

Seven Quarter totes along the top encourage shopping around for craft items.

Lots of options – three Shallow totes and your choice of six Deep totes or Baskets.

Eight green cups hold artists' tools.

Handy dowel keeps craft ribbon and tape tidy.



**Help yourself trolley** (H572) and **Six label holders** (G490)

## Front view

Paper slots are slanted so they can hold a wide range of sizes, up to A2. Note the wider, deeper slot for paper rolls or cardboard.

Sturdy locking castors ensure easy transport.



Five Half totes provide child-sized storage for craft items.



# Help yourself trolley

ECERS 20:7.2, 7.1, 5.1 ITERS 17:7.2, 7.1

If you share classroom space with other programmes or simply don't have room for an art centre, consider this creative station on wheels. It can travel from the storage closet to your room or even outdoors, carrying everything your young artists will need. With generous storage space and totes for every possible craft material, this trolley makes up for the three or four pieces of furniture you wish you had room for.

Note: Baskets are woven from rattan, and small parts may break off. We do not advise their use with children under 36 months unless adequately supervised.

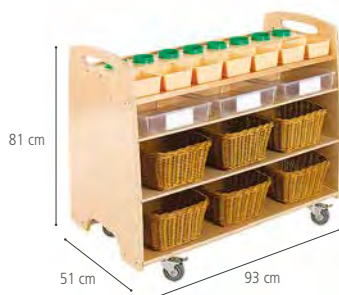


Having the freedom and independence to choose appeals to even the youngest of the children when creating their own masterpieces. Our art trolley with its many compartments enables us to provide a wide and varying range of materials to stimulate many ideas and projects.



**Pookie Russell,**

Pre-school Leader, Rose House Montessori Pre-school, London



## Help yourself trolley with baskets **H572**

Includes: 8 green cups, 7 quarter totes, 5 half totes, 3 clear shallow totes, 6 baskets



## Help yourself trolley with clear totes **H571**

Includes: 8 green cups, 7 quarter totes, 5 half totes, 3 clear shallow totes, 6 clear deep totes

### Accessories



Deep basket **G483**  
15 cm high, base 19 x 29 cm



Six label holders (for baskets) **G490**



Deep tote **F890**  
15 cm high, base 23 x 29 cm  
Choose tote colour ☐ ☐ ☒



Four cream half totes **F981**



Four cream quarter totes **F991**



Five green cups **F971**

## Tool corner (H552)

Store scissors, paint brushes and other craft tools in the Tool corner.



## Paper corner (H551)

The Paper corner accommodates an enticing assortment of paper.




## Craft counter top 3 (H553)

Display accessories in the small totes, and craft ribbon on the dowel. The wide slots hold cardboard or collage materials. Paper corner and Tool corner included.



## Craft shelf 3 (H575)

Angled display lets children see what's in the baskets as they browse for craft materials.



Flip up the hidden wheels to move the shelf.



## Create an art zone

Design a protected art area into your classroom. Use Roomscapes posts to connect the Creative unit to panels or shelves. See pages 51–78



# Art Storage

ECERS 20:7.3, 5.1 ITERS 7:7.2, 7.1

Organised and accessible storage is essential for an art area. These units allows you to display a wide variety of craft materials so children can browse, select and create all on their own.

Creative units offer an easy-to-view angled display, while supply units provide more storage capacity. The Craft counter tops fit onto 37 cm deep shelves that are 94 or 124 cm long.

Note: Baskets are woven from rattan, and small parts may break off. We do not advise their use with children under 36 months unless adequately supervised.

## Accessories



Medium carry crate  
**G494**  
15 cm high, base 27 x 33 cm



Deep tote **F890**  
15 cm high,  
base 23 x 29 cm  
Choose colour ☐ ☐ ☐ ☐



Small carry crate  
**G492**  
15 cm high, base 21 x 27 cm



Four cream half totes  
**F981**



Deep basket  
**G483**  
15 cm high, base 19 x 29 cm



Four cream quarter totes  
**F991**



Five green cups  
**F971**



Six label holders (for baskets) **G490**

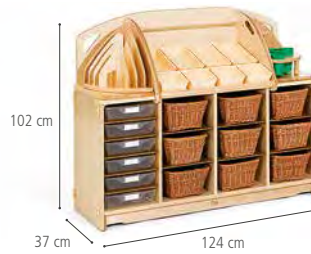


### Supply unit 3 with totes or baskets **H577**

Includes Craft counter top 3 H553, and  
Tote shelf 94 x 61 cm with totes or baskets F682  
Choose tote colour or baskets ☐ ☐ ☐ ☐

### Supply unit 3 with carry crates **H587**

Includes Craft counter top 3 H553, and  
Tote shelf 94 x 61 cm with Carry crates F554



### Supply unit 4 with totes or baskets **H578**

Includes Counter top 4 H554, Tote shelf  
124 x 61 cm with totes or baskets F684  
Choose tote colour or baskets ☐ ☐ ☐ ☐

### Supply unit 4 with carry crates **H588**

Includes Counter top 4 H554, and Tote shelf  
124 x 61 cm with Carry crates F567



### Creative unit 3 with totes or baskets **H573**

Includes Craft counter top 3 H553,  
and Craft shelf 3 H575  
Choose tote colour or baskets ☐ ☐ ☐ ☐

### Creative unit 3 with carry crates **H583**

Includes Craft counter top 3 H553,  
and Craft shelf 3 with carry crates H585



### Creative unit 4 with totes or baskets **H574**

Includes Counter top 4 H554,  
and Craft shelf 4 H576  
Choose tote colour or baskets ☐ ☐ ☐ ☐

### Creative unit 4 with carry crates **H584**

Includes Counter top 4 H554,  
and Craft shelf 4 with carry crates H586



### Craft shelf 3 with totes or baskets **H575**

Includes 6 deep totes or baskets  
Choose tote colour or baskets ☐ ☐ ☐ ☐

### Craft shelf 3 with carry crates **H585**

Includes 4 small and 3 medium carry crates

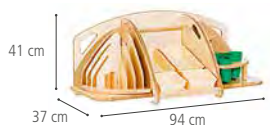


### Craft shelf 4 with totes or baskets **H576**

Includes 8 deep totes or baskets  
Choose tote colour or baskets ☐ ☐ ☐ ☐

### Craft shelf 4 with carry crates **H586**

Includes 5 small and 4 medium carry crates



### Craft counter top 3 **H553**

Includes: Paper corner, Tool corner with 5 green  
cups, 2 quarter totes, 2 half totes

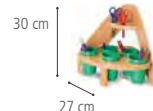


### Craft counter top 4 **H554**

Includes Paper corner, Tool corner with  
5 green cups, 4 quarter totes, 4 half totes



### Paper corner **H551**



### Tool corner **H552**

Includes 5 green cups

## Mini art island (H500)

**Wooden handholds** assist children who need extra support and are a convenient place for hanging aprons.

**Adjustable shelf** is convenient for paper storage or optional totes. Totes also fit between the A-frame whiteboards.

Flip the whiteboard over and it becomes a chalkboard. Children can attach their own paper on either side using the extra-strong magnets.

**Paint trays** catch the drips and remove easily for clean-up.



**Up to roll. Down to stay.**  
Just flip up the wheels, roll it where you want, then flip them down for a perfectly stationary unit.

All Art islands can become Floor easels at a moment's notice.



**Intuitive latching system** means tool-free assembly. Release the latches and lift the A-frame off the base to create a Floor easel.





# Art islands and Floor easels

**ECERS** 2:7.2, 20:5.1  
**ITERS** 2:5.4, 5.3; 17:7.2

Mobile and versatile: easel, magnetic whiteboard, and chalkboard in one. Here children can find room to express their creativity with paints, chalks or markers.

Floor easels are ideal for ages 1–3, as a toddler can reach to the top. The Junior and Mini art islands slightly raise the work surface for ages 2–5, while Art islands and Tall art islands are high enough for ages 5–8.

## Accessories



**Shallow tote F880**  
 8 cm high, base 24 x 30 cm  
 Choose colour ☐ ☐ ☐



**Deep tote F890**  
 15 cm high, base 23 x 29 cm  
 Choose tote colour ☐ ☐ ☐



Extra set of 10 magnets  
**H540**



### Art island H530

For ages 5 to 8  
 Includes High storage unit, easel frame,  
 2 white/chalkboards and 10 magnets.  
 Space for 4 shallow totes. Totes not included.



### Tall art island H515

For ages 5 to 8  
 Includes Tall storage unit, easel frame,  
 2 white/chalkboards and 6 magnets



### Junior art island H520

For ages 2 to 5  
 Includes Low storage unit, easel frame,  
 2 white/chalkboards and 10 magnets.  
 Space for 3 shallow totes. Totes not included.



### Mini art island H500

For ages 2 to 5  
 Includes Mini storage unit, easel frame,  
 2 white/chalkboards and 6 magnets



### Floor easel H525

For ages 1 to 3  
 Includes easel frame, 2 white/chalkboards  
 and 10 magnets



### Mini floor easel H505

For ages 1 to 3  
 Includes mini easel frame,  
 2 white/chalkboards and 6 magnets



## Multi-purpose easel (H820)

Use the whiteboard for painting and dry erase markers, or flip it over and use it as a chalkboard. Magnets work on both surfaces.



Hold paper at a convenient height with extra strong magnets. Children can do it themselves.

Tray snaps into place to hold art equipment and catch the paint drips. Remove it easily for clean-up.

Store or move the solid hardwood frame by simply folding it flat.



Position the white/chalkboards at convenient working heights by moving the tray brackets up or down.



# Multi-purpose easel

ECERS 2: 7.2, 5.2, 5.1

Today it's a magnetic board for letters, shapes and number games. Tomorrow it's a dry erase marker board for young authors. At read-aloud time, it's a big bookstand, and during "free choice," a painting easel and display board for finished artwork. At the end of the day, it becomes a message board for parents or a presentation easel for staff meetings.

For ages 2 to adult



## Multi-purpose easel

**H820**

Includes 2 magnetic white/chalkboards for easel, set of 6 magnets

“

I ordered this easel on Tuesday afternoon; by Wednesday lunch time it was already in use. Excellent service and a beautiful product, as usual.

”

**Maureen Leaver,**

Adventure Tots Children's Nursery

## Accessories



Extra set of 10 magnets  
**H540**



## Big Book story time!

Use magnetic letters or dry erase markers as additional teaching aids.



Your easel can also be a message board or hold a flip chart.

**Drying rack (H560)**

**Open back design** allows air movement to dry the paint, while the bar at the back prevents racks sliding out.

**Ten wire racks**, plus slots for an optional ten more. Racks are strong steel wire with a UV-resistant coating. Fits A2 paper.

**Separate the racks** to create wider spaces for 3D creations. Store racks below.



**Up to roll. Down to stay.**

Just flip up the wheels, roll it where you want, then flip them down for a perfectly stationary unit.



Removable tray catches paint drips and is easy to clean.

**Peg tree (H559)**

**Eight pegs** invite children to hang up their own aprons.



**Picture it** in the dramatic play corner for scarves and firemen's helmets.

**Tulip aprons**



Why are **Tulip aprons** your best choice?

- Soft nylon
- Easily wipe clean
- Waterproof
- Hook and loop fastener



# Drying rack, Peg tree, & Tulip aprons

ECERS 20: 7.3 ITERS 2: 7.1



**Drying rack H560**  
Includes: 10 wire racks and 1 plastic tray  
**10 Extra wire racks H562**



**Peg strip 6 A747**  
For wall mounting. 9 cm x 91 cm, six hooks



**Peg strip 8 A748**  
For wall mounting. 9 cm x 121 cm, eight hooks



**Peg tree H559**



Some children excel in painting, others in 3D models. This drying rack supports both.



**Blue Tulip apron (large) H863**  
For a child 114–132 cm tall,  
approximately 5–7 years



**Red Tulip apron (medium) H862**  
For a child 97–114 cm tall,  
approximately 3–5 years



**Yellow Tulip apron (small) H861**  
For a child 81–97 cm tall,  
approximately 0–3 years



### Small sand and water table with teal pan (A625)



Lid converts table to  
a play surface at a  
moment's notice.

Mobility made simple – lift  
one end and roll the unit  
where you want to go.



Leg height adjusts quickly  
from 46 cm to 61 cm.



To drain water, unclip the  
flexible hose from the table  
side and remove its cap.

Remove table legs for a 28 cm  
toddler-height table.





# Indoor sand & water tables

**ECERS** 2: 7.2, 23:7.2, 5.2, 5.1  
**ITERS** 21: 7.2, 7.1, 5.3

You can't beat a sensory table for hands-on discovery experiences right in your classroom! Combine two tables for maximum water flow options and the possibility to experiment with several sensory materials at once. Try leaves, potting soil, mud, shredded paper, pine cones, or even snow.

Tables and accessories should be stored indoors with the pan empty of water.



## Sand and water table set **A630**

Choose pan colour ☐ ☒

Includes large table, small table, large and small storage rack



## Large sand and water table **A627**

Choose pan colour ☐ ☒

Includes large table and large storage rack



## Small sand and water table **A625**

Choose pan colour ☐ ☒

Includes small table and small storage rack




Children learn best through hands-on exploration. The Sand and water table will become a busy hub of learning in your setting.



See p.29

Outlast water play system for outdoors

### Complete Workbench (H221) and Tool set (H228)



**To keep tools out of reach,**  
move the clear plastic cover from the  
back to the front of the cabinet.



An array of materials in the Help yourself trolley will entice young inventors.



Working with wood supports children's developing STEAM skills.



# Workbench



ECERS 2:7.2, 5.1; 19:5.3, 5.2; 26:5.4, 5.1

Children need to make things – and they crave real tools. Our sturdy, child-sized workbench provides a stable work platform just right for your young carpenters. This Workbench will inspire a new generation of inventors and artisans by enabling true hands-on learning.

For ages 3 to 6



Woodwork allows children to become the innovators, sculptors, engineers and architects of tomorrow. The experience of working with wood and tools leaves deep memories and becomes part of children's DNA.



**Pete Moorhouse,**  
"Woodwork in the early years"



## Complete workbench H221

Includes Basic workbench, Tool cabinet, Workbench storage (Tool set not included)



## Tool set H228

Includes saw, hammer, file, 2 screwdrivers, 2 pairs of safety glasses. These are child-size real tools. Adult supervision required.



## Basic workbench H220

Includes two vices (three mounting locations)



## Workbench storage H226

Includes shelf and two Large carry crates



## Help yourself trolley with clear totes H571

Includes 8 green cups, 7 quarter totes, 5 half totes, 3 clear shallow totes, 6 clear deep totes



## Tool cabinet H227

Includes clear cover and 6 containers



Tool cabinet can be latched in various positions ... or just stored below for a clear work surface. Add an extra one to gain more storage space or to create individual work stations.



Made in the UK

communityplaythings.eu







# Blocks and trucks

## Unit blocks

page 140



## Mini unit blocks

page 145



## Indoor hollow blocks

page 147



## Mini hollow blocks

page 149



## Trucks and aircraft

page 151



**For outdoor blocks** see page 25







# Block family

Blocks are teachers, not just toys. Block play offers a vast range of experiences, enriching every area of the curriculum and supporting child development.

For over 100 years educators have been promoting the use of blocks in early childhood classrooms as a powerful learning tool. Because modular blocks are so versatile, they offer endless opportunities for a child's imagination to soar while discovering basic math and science principles, practicing problem-solving techniques and social skills, and building a solid foundation for future education.



Mini unit blocks  
p. 145

Unit blocks  
p. 140

Mini hollow blocks  
p. 149

Hollow blocks  
p. 147

**Mathematically modular.** All four sizes of blocks share the same modular proportions.



**Video: The value of block play**

[communityplaythings.co.uk/foundations](http://communityplaythings.co.uk/foundations)



Mini unit blocks introduce toddlers to open-ended, constructive play on a scale that fits small hands.



Hollow blocks encourage cooperative play. Block play serves every area of learning and development.

# Unit block sets

ECERS 22: 7.1, 7.2, 5.2; 4: 7.2 ITES 19: 7.1; 15: 5.2



## School set **G464**

720 blocks in 20 shapes

Our largest set for 18–20 children



## Half school set **G462**

360 blocks in 20 shapes



## Quarter school set **G461**

180 blocks in 20 shapes



## Preschool set **G431**

149 blocks in 20 shapes.

### Generous storage for G464



## School set with storage A **G440**

Includes 3: Fixed shelf 124 x 61 cm F643

### Space-saver storage for G464



## School set with storage B **G442**

Includes 2: Fixed shelf 124 x 81 cm F645

### Generous storage for G462



## Half school set with storage A **G444**

Includes 2: Fixed shelf 124 x 61 cm F643

### Space-saver storage for G462



## Half school set with storage B **G446**

Includes Fixed shelf 124 x 81 cm F645

### Generous storage for G461



## Quarter school set with storage A **G448**

Includes Fixed shelf 124 x 61 cm F643

### Space-saver storage for G461



## Quarter school set with storage B **G458**

Includes Fixed shelf 94 x 61 cm F661

### Generous storage for G431



## Preschool set with shelf **G468**

Includes Fixed shelf 94 x 61 cm F661



## Preschool set with trolleys **G478**



# Unit block sets

**ECERS** 22: 7.1, 7.2, 5.2; 4: 7.2 **ITERS** 19: 7.1; 15: 5.2

Providing enough blocks, space and time is critical to the quality of children's block play. These Unit block sets contain large numbers of the most useful and popular shapes.

For storage, low open shelves allow the blocks to be sorted by size and shape. Generous space helps children to classify and organize the blocks during clean up. More compact, space-saver storage options are available as well.

Each block set is shown with recommended storage options.

For ages 3 and older



## Introductory set **F151**

92 blocks in 16 shapes. Just right for a family.



## Introductory set with shelf **G456**

Includes Fixed shelf 94 x 61 cm **F661**



## Introductory set with Block trolley **F153**



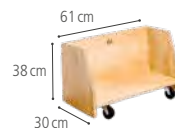
## Supplementary set **G475**

57 blocks in 14 shapes.

Add this to the Introductory set to complete a Preschool set

Blocks Included:	G464	G462	G461	G431	F151	G475
Units	204	102	51	43	25	18
Double units	152	76	38	20	15	5
Quadruple units	44	22	11	8	4	4
Half units	64	32	16	16	8	8
Pillars	32	16	8	8	8	0
Double pillars	16	8	4	4	2	2
Triangles	16	8	4	4	2	2
Small triangles	32	16	8	8	4	4
Ramps	32	16	8	6	4	2
Large cylinders	16	8	4	4	4	0
Small cylinders	16	8	4	4	4	0
Big building boards	16	8	4	4	0	4
Roof boards	16	8	4	4	4	0
Unit arches	8	4	2	2	2	0
Elliptical curves	8	4	2	2	0	2
Quarter circle arches	16	8	4	4	2	2
Quarter circles	16	8	4	4	2	2
Half roman arches	8	4	2	2	2	0
Intersections	4	2	1	1	0	1
Side roads	4	2	1	1	0	1
Total pieces	720	360	180	149	92	57

## Accessories



## Block trolley **A60**



## Fixed shelf 124 x 81 cm **F645**



## Fixed shelf 124 x 61 cm **F643**



## Fixed shelf 94 x 61 cm **F661**

See p. 56

for more information on shelves.

**Half school set**  
(G462)



**Mathematically modular**

The length of each block is twice the width, which is twice the thickness.



Gently rounded corners give the blocks an appealing, velvet-smooth feel.

Village vehicles are the perfect size for a Unit block highway.



**Hands-on learning:** Block play solidly supports emerging STEM skills.



**Teamwork:** Block play encourages the development of important language and social skills.



# Unit blocks

ECERS 22: 7.1, 7.2, 5.2; 4: 7.2 ITERS 19: 7.1; 15: 5.2

Because of their great potential and versatility as a learning tool, Unit blocks should be standard equipment in all early years classrooms. These blocks are precisely crafted out of solid birch, ensuring decades of building, learning and fun. Dimensions of the Unit block are 140 mm x 70 mm x 35 mm.

To purchase individual shapes, see [communityplaythings.co.uk/shapes](http://communityplaythings.co.uk/shapes)

For ages 3 and older



Unit



Half unit



Double unit



Pillar



Double pillar



Quadruple unit



Unit arch



Half roman arch



Quarter circle



Ramp



Triangle



Small triangle



Intersection



Side road



Quarter circle arch



Elliptical curve



Large cylinder



Small cylinder



Big building board



Roof board



Engineering demands precision! Consistent quality is crucial: We make our blocks accurate to within 0.25 millimetres.



Velvet-smooth blocks  
fit comfortably into  
little hands.



Mini units share the same  
modular proportions as  
Unit blocks.



**Single set (G481) and  
Deep basket (G483)**



Mini unit blocks are great for tabletop play. Older children in your after-school provision will enjoy them too.



**Add the finishing touch!** Mini unit blocks are excellent used in conjunction with Unit blocks.



# Mini unit blocks

**ECERS** 19: 5.1; 22: 7.1 **ITERS** 15: 5.1; 19: 7.1

Mini unit blocks are both delightful for a toddler's small hands and ideal for school-age tabletop play. Children love the natural wood texture and enjoy building intricate structures with these precisely machined blocks.

Mini unit blocks are exactly half the size of our well-known Unit blocks. They are small but safe, meeting the European toy standards' small-parts tests.

For ages 1 and older

## Accessories



### Deep tote **F890**

15 cm high, base 22 x 28 cm

Choose tote colour ☐ ☐ ☐



### Deep basket **G483**

15 cm high, base 19 x 29 cm



### Six label holders **G490**

For baskets

Note: Baskets are woven from rattan, and small parts may break off. We do not advise their use with children under 36 months unless adequately supervised.



### Double set **G482**

182 blocks in 17 shapes.



The Double set fills 2 Deep baskets or totes, loosely jumbled for easy cleanup.



### Single set **G481**

91 blocks in 17 shapes. Fits in one deep tote or basket.



The Single set fills a Deep basket or tote, loosely jumbled for easy cleanup.

These large, easy-to-grasp blocks let children create their own child-sized play structures.

A child can easily get hold of the open sides of Hollow blocks.

### Half Preschool set (B551)

**Built to last**  
Solid birch construction will provide years of building and play.



**Ready to roll:** Add a fleet of Large trucks and create a Hollow block highway system. See page 151



**Open-ended drama:** Create your own life-sized role play setting with Hollow blocks.



# Indoor hollow blocks

ECERS 8: 7.2, 5.1; 22: 7.1, 7.3 ITERS 16: 7.3; 5.3

Construction with Hollow blocks offers opportunity for cooperative, large-muscle building experiences that support all areas of learning. As children interact, they learn to communicate and solve problems.

Choose from the five sets below, and add any number of individual blocks to satisfy your young builders' requirements. The Hollow block trolley, sold separately, offers convenient, mobile storage.

For ages 3–8.



## School set B652

88 pieces in 6 shapes. Fits in two A45 Hollow block trolleys.



## Preschool set B552

52 pieces in 6 shapes. Fits in one A45 Hollow block trolley.



## Half school set B651

44 pieces in 6 shapes. Fits in one A45 Hollow block trolley.



## Half preschool set B551

26 pieces in 6 shapes. Fits in one A45 Hollow block trolley.



## Introductory set B501

17 pieces in 6 shapes.

Blocks included:	B652	B651	B552	B551	B501
Squares	28	14	16	8	5
Double squares	16	8	8	4	2
Half squares	16	8	8	4	2
Ramps	4	2	4	2	2
Short boards	8	4	8	4	4
Long boards	16	8	8	4	2
Total pieces	88	44	52	26	17
Storage (optional)	A45 (2)	A45	A45	A45	A45

## Accessories



Hollow block trolley A45



## Top-up set

### B020

Includes 2 Double squares, 3 Squares, 2 Half squares, 2 Long boards



## Top-up set

### B060

Includes 2 Ramps, 2 Squares and 4 Short boards



## Two half squares

### B620

14 x 14 x 28 cm



## Double square

### B623

14 x 28 x 56 cm



## Two short boards

### B624

10 x 56 cm x 14 mm thick



## Square

### B621

14 x 28 x 28 cm



## Ramp

### B622

14 x 28 x 56 cm



## Two long boards

### B625

14 x 112 cm x 19 mm thick



Cleats hold the long boards firmly in place, allowing the trolley to carry larger sets of blocks.

### Half nursery set (B405) Block trolley (A60)



**Open sides** allow little hands to pick the blocks up easily. Weight and size are appropriate for toddlers.



#### **Built to last**

Solid birch construction and clear, durable finish ensure decades of heavy-duty play.



A vehicle for every road: Small trucks are the perfect size for this highway. See page 151.



Mini hollow blocks are modular with Unit blocks and Hollow blocks, so all sizes can be used together.



# Mini hollow blocks

**ECERS** 8: 7.2, 5.1, 5.2; 22: 7.1, 7.3  
**ITERS** 16: 7.3, 5.3

Just the right size and shape for little builders, Mini hollow blocks give toddlers their first taste of large muscle block play. Older children find them an exciting extension to Unit block play and perfect for adding detail to Hollow block constructions.

For ages 2 and older



## Nursery set **B410**

38 pieces in 4 shapes. Fits in two A60 Block trolleys.



## Half nursery set **B405**

19 pieces in 4 shapes. Fits in one A60 Block trolley.



## Introductory set **B402**

7 pieces in 4 shapes.


**Video: The value of block play**  
[communityplaythings.co.uk/foundations](http://communityplaythings.co.uk/foundations)

Blocks Included:	B410	B405	B402
Mini squares	20	10	2
Mini doubles	8	4	2
Mini quads	6	3	1
Mini ramps	4	2	2
Total pieces	38	19	7
Storage (optional)	A60 (2)	A60	

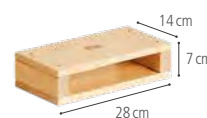
## Accessories




Block trolley **A60**



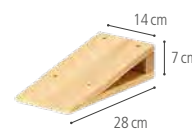
Mini quad **B434**



Mini double **B432**



Two Mini squares **B430**



Mini ramp **B436**

This open trolley holds the Half nursery set of Mini hollow blocks. The tilted bed keeps everything in.




Pair Small trucks and Village vehicles with Unit or Hollow blocks and watch an entire metropolis emerge.



## Safe

The Villagers easily pass the small parts test to prevent swallowing. The hole provides an airway for added safety.



## Complete fleet

Vehicles and trucks combine nicely, adding new possibilities to children's play.



## Set of four big trucks (T114)



The Coach has a cargo bay big enough for Village vehicles.



# Vehicles and aircraft

ECERS 19: 5.1 **ITERS** 19: 7.2; 15: 7.2, 5.1

Make way for miles of active fun with our collection of on-the-go vehicles. All are made of durable hardwood with gently rounded edges for many hours of safe driving. The simple, uncluttered design encourages creativity and imagination.



**Set of four big trucks T114**

Includes 8 Villagers



**Set of five small trucks T70**

Includes 5 Villagers



**Fire engine T30**

58 cm long  
Includes ladder and 2 Villagers



**Artic T15**

69 cm long  
Includes 2 Villagers



**Flatbed T20**

69 cm long  
Includes 2 Villagers



**Coach T28**

58 cm long  
Includes 2 Villagers



**More village vehicles D612**

Includes 2 cars, 2 vans  
and 6 Villagers



**Village vehicles D611**

Car 11 cm long, van 14 cm long  
Includes 3 Villagers



**Village vehicle D610**

Includes Villager



**Small fire truck T77**

39 cm long  
Includes Villager and 2 ladders



**Small artic T73**

34 cm long  
Includes Villager



**Helicopter T51**

27 cm long  
Includes Villager



**Airplane T76**

38 cm long  
Includes 3 Villagers



**Six more villagers D613**

7 cm high  
For age 1 and up



**Small flatbed T74**

28 cm long  
Includes Villager



**Small dump truck T72**

28 cm long with dumping bed  
Includes Villager



**Small tank truck T71**

24 cm long  
Includes Villager



The Artic has lots of room for real cargo. Drivers – put the lid on, close the tailgate, and start the engine!





# Role play

## Play Collection

page 155



## Drama centres

page 163



## Playsize equipment

page 165



## Soft seating

page 167



## Woodcrest tables

page 169







# Play Collection

Let imagination flourish. Imagination is the root of children's creativity; it grows as they act out stories and experiences in play.

The Play Collection is designed to support various forms of play for children one to six years old. Safe, solid and stackable, the units can grow with your children and provide decades of imaginative play.



When designing for twos, we think verbs: posting, opening, closing, exploring...



This play kitchen does it all! The dials turn, the doors open, the drawers pull out... but why doesn't the oven heat up?

## Kitchenette (C525)

Magnetic whiteboard  
backs on Fridge and  
Welsh dresser.

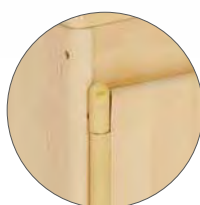
"Real" taps that turn,  
and a removable  
sink bowl.

Round handholds on  
each unit are perfect  
for posting.



Bamboo backs on Sink,  
Cooker, Washing machine  
and Low cabinet

Cooker dials click. The  
chrome bar is just right for  
drying the tea towel.



**Pinch-free**  
self-closing hinges



**Easy for staff to  
reconfigure.** Units click  
into place on drawers.



Use Drawers for seating or as  
a rummage bin for babies.



Low units are the perfect  
height for toddlers.



Stack units on drawers  
as children grow.



Drawers can be stacked  
up to four high.




# Play Collection units

ECERS 24:5.3, 5.4 ITERS 20:5.2, 5.4

Just like home. With dials that turn, doors that open, raised burners, and the natural warmth of wood, the Play Collection creates a child-size world of work and play. You can buy them in sets or as stand-alone units. Modular to each other and to Roomscapes shelving, you can arrange the units in any way you choose. Stack units on drawers for older children.

For ages 1 to 6

 **How do I put it all together?**  
[communityplaythings.co.uk/pc-demo](http://communityplaythings.co.uk/pc-demo)



Low cooker **C503**



Low sink **C502**



Low cabinet **C501**



Washing machine **C504**



Cooker and drawer **C513**



Sink and drawer **C512**



Fridge **C505**  
Includes deep basket and 4 magnets



Welsh dresser **C506**  
Includes shallow basket and 4 magnets




Counter **C507**



Cushion pair **C518**



Drawer **C509**



Baskets are woven from rattan, and small parts may break off. We do not advise their use with children under 36 months unless adequately supervised.



Arch **C510**  
To go with a Counter or 2 Welsh dressers



Shop and stage **C515**  
2 Drawers, Counter, Arch



Welsh dressers and arch **C514**  
2 Welsh dressers, Arch, 2 shallow baskets and 8 magnets



## Play Collection large sets

ECERS 24:5.3, 5.4 ITES 20:5.2, 5.4

More than just a home corner, these sets encompass a wide range of functions. The Play Collection's solid construction and unique stacking feature give it the ideal flexibility to respond to children's creative ideas. Use one set in a large EYFS classroom or share the units between rooms.

Note: Baskets are woven from rattan, and small parts may break off. We do not advise their use with children under 36 months unless adequately supervised.



The simple, open-ended design and natural wood tones create a child-friendly world of work and play where imagination can flourish.



### Country kitchen

**C535**

Budding chefs can cook up a full English in no time in this shiny country kitchen.



Fridge  
C505



2 Welsh dressers  
C506



Sink  
C502



Cooker  
C503



Washing machine  
C504



4 Drawers  
C509



Cushion pair  
C518






## Grand collection

**C550**

Our largest set engages many children at the same time.



## Creative collection

**C540**

Today a puppet show, tomorrow a shop. Can't you imagine this set in your Year 1 classroom?



# Play Collection small sets

ECERS 24:5.3, 5.4 ITES 20:5.2, 5.4

Toddlers love to act out what they see at home. Cooking and house play are among the first role play activities, in which children learn about the people and roles around them. The Play Collection adds play value for younger children in supporting schemas like posting and enclosing.

Note: Baskets are woven from rattan, and small parts may break off. We do not advise their use with children under 36 months unless adequately supervised.



Toddlers love posting balls and clicking dials. The Washing machine intrigues young explorers with its curved mirror drum.



Welsh dresser  
C506



Sink  
C502



Cooker  
C503



Low cabinet  
C501



Washing machine  
C504

## Toddler collection

C530

With units of 41 cm height, this set is perfect for little home makers.





Welsh dresser  
C506



Sink  
C502



Cooker  
C503



2 Drawers  
C509

## Kitchenette

**C525**

Small but beautiful, here's a space-saving kitchen corner.



2 Welsh dressers  
C506



Arch  
C510



Sink  
C502



Cooker  
C503



2 Drawers  
C509

## Sussex kitchen

**C537**

Children will love this kitchen with a view.

## Drama centre (C700) and Peg tree (H559)



Hook spots hold the Flowie in place.

The peg tree collects hats, scarves and necklaces.

## Compact dress-up unit (C715)



Done for the day, or just ready for a change of scenery? Flip up the trim, roll to a new location, and flip it down to lock in place.



The dress-up box is a cosy space to climb into, and even the youngest toddlers can help at clean-up time.



# Drama centres

ECERS 24:5.4 ITERS 2:7.3, 5.3; 20:5.3

Role play, dramatic play, imaginative play – everyone agrees it's essential. It starts with a dress-up unit with lots of storage space. Click the arches into place, toss a Flowie over them, and you have an instant stage or cosy space. Made of transparent netting, the Flowie will give children a sense of being in their own world while you can still supervise.




The compact drama centre saves on space and serves younger children. Instead of trays for storage, we provided a dress-up box.

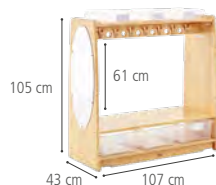
## Accessories

-  Flowie, Sage **C707**  
218 cm x 310 cm
-  Flowie, Sky **C708**  
218 cm x 310 cm
-  Flowie, Sand **C709**  
218 cm x 310 cm



**Drama centre C700**

Includes Dress-up unit, Arches kit and Flowie  
Choose Flowie colour   

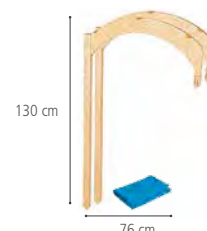


**Dress-up unit C705**




Includes 3 deep clear trays and 3 shallow clear totes



**Peg tree H559**






**Arches kit C706**

Includes 2 arches and a Flowie  
Choose Flowie colour   



**Compact drama centre C710**




Includes Compact dress-up unit, Compact arches kit and Flowie  
Choose Flowie colour   




**Compact dress-up unit C715**






**Theatre set C945**

Includes Compact drama centre and Small corner stage set (See p.207)  
Choose Flowie colour   



**Compact arches kit C716**

Includes 2 arches and a Flowie  
Choose Flowie colour   



See p.207 for Stage sets

### Child's rocker (J940)

The home corner can be busy, so give your children a place to relax.



### Cradle (C140)

The rocking Cradle is built with old world elegance and durability.



### Bed (C110)

Stack up two to make a cosy bunk for sleepy dolls.



### Pushcart (D120)

Carefully designed to resist tipping, the Pushcart is perfect for one-year-olds taking their first steps.





# Playsize equipment

ECERS 24:5.3 ITERS 20:7.2, 5.4

Home corner furniture supports children's love of social role play. Playsize equipment is solidly constructed, and simple enough so the imagination can flourish.

For ages 2 to 6



Pushcart **D120**



Home corner set **C138**

Includes Pushcart, rocker, doll high chair and bed



Cradle **C140**




Playsize set of three **C145**

Includes rocker, cradle and doll high chair



Bed **C110**



Child's rocker **J940**



Doll high chair **D130**

## Child-sized

The Cradle is built to comfortably hold small children.



## Children can easily

lift and carry the Doll high chair, using the side handholds.



**Child's sofa**  
(J651)



**Child's armchair**  
(J640)



Impermeable cushions can be cleaned with soap and water. Stains are easily removed.



Highly durable, puncture-resistant cushions are reversible for years of wear.



An armchair creates an inviting space that provides quiet, security and the feel of home: time-out during a busy day.



Where would you go with a good book? The child's sofa adds a welcoming touch and invites curling up for a good read.

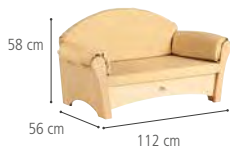


# Child's sofa and armchair

ECERS 3:7.1

Perfect for the book corner and role play areas, this soft seating will bring a touch of home to your setting. Children love this furniture which is just their size. With a 39 cm seat depth, these seats are comfortable for adults too.

Upholstery is tough, waterproof and easily cleaned.



Child's sofa, beige  
**J650**



Child's sofa, blue  
**J651**



Child's armchair, beige  
**J640**



Child's armchair, blue  
**J641**



There's space for everyone on this sofa – and since it's sized perfectly for children, everyone gets a good view at storytime, even when it's standing room only.




See p.211

Soft seating for adults

**Round table 46 cm  
and chairs 26 cm  
(C233)**

Clear, child-safe finish  
brings out the beauty  
of the solid wood.



**The home-like touch**  
Smoothly rounded edges  
and solid 3 cm birch top.

**Wobble-free** solid  
hardwood legs at the  
outermost edge of the table  
make it exceptionally steady.



**Round Woodcrest table  
53 cm high (C231)**



**Square Woodcrest table  
40 cm high (C221)**



**Rectangular Woodcrest table  
30 cm high (C241)**



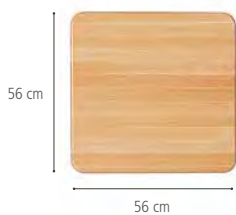
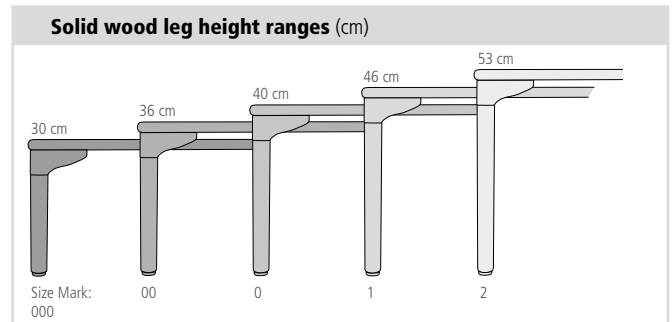
# Woodcrest tables

ECERS 2:5.1, 5.2 ITERS 2:7.2, 5.2

As the centrepiece of the home corner, Woodcrest tables invite children in for a cup of tea or a royal banquet.

Order a table and chair set, or make your own using the age-appropriate chair and table heights on page 103 as a guide.

Because these tables have solid wood tops they are not recommended for real meals or wet/messy activities.



**Square Woodcrest table**  
**C221**

Includes 4 legs  
Choose 30, 36, 40, 46  
or 53 cm table height




**Square Woodcrest table set**  
includes Table and 2 Woodcrest chairs

Table 53 cm and chairs 31 cm  
**C224**

Table 46 cm and chairs 26 cm  
**C223**

Table 40 cm and chairs 21 cm  
**C222**



**Round Woodcrest table**  
**C231**

Includes 4 legs  
Choose 30, 36, 40, 46  
or 53 cm table height



**Round Woodcrest table set**  
includes Table and 2 Woodcrest chairs

Table 53 cm and chairs 31 cm  
**C234**

Table 46 cm and chairs 26 cm  
**C233**

Table 40 cm and chairs 21 cm  
**C232**



**Rectangular Woodcrest table**  
**C241**

Includes 4 legs  
Choose 30, 36, 40, 46  
or 53 cm table height



**Rectangular Woodcrest table set**  
includes Table and 4 Woodcrest chairs

Table 53 cm and chairs 31 cm  
**C244**

Table 46 cm and chairs 26 cm  
**C243**

Table 40 cm and chairs 21 cm  
**C242**



See p.115

**Woodcrest chairs**



See p.215

**Me-do-it chairs**





# Active play

## PlayFrame

page 173



## Push me-pull me

page 179



## Kiddie cars

page 179







# PlayFrame

Children learn best through movement and play. Play builds social skills such as negotiating, discussing plans and sharing resources. The PlayFrame supports a wide variety of active and imaginative play, and provides a fun and developmentally appropriate space for preschool children to develop gross motor skills.

“

We are very pleased with our new PlayFrame! We put it together without the hassle of fitting any screws or bolts! Not only does it look great, it is also versatile for different ages and we can change it around to keep it interesting for the children. It is the best investment we have made. ”

**Andrea Jordan,**

Preschool Manager, Barny Bus Preschool, Hadleigh, Essex



Adjust platforms to respond to children's abilities and imaginations.



Children's play is very physical, involving lots of action and testing of their abilities. It's thrilling for a child to realise "Yes, I can do this!"

### Grand PlayFrame (V885)



All adjustments are tool-free.



#### Lightweight

Change the configuration to vary children's play.

A perch at any level can attach a ladder, slide or bridge.



In real life a child may feel vulnerable but in play she's big and strong, driving trucks and putting out fires!



The PlayFrame allows staff to gradually raise the level of challenge as children's skills and confidence grow.



# PlayFrame



ECERS 24: 7.3; 8: 7.1, 7.2, 5.2

The PlayFrame's versatility means children never tire of it, as with a fixed structure. Children use it to re-enact important experiences and play at imaginary characters. Exercise happens naturally as they stretch, climb, swing, jump and slide.

## Important


### Soft surfacing required

Use our mats to comply with EN 1177 Playground surfacing requirements (1.5 metre fall height). Other surfaces such as rubber safety surfacing may comply.

## Dimensions

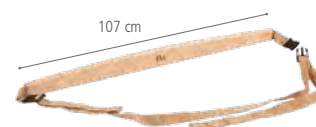
Height	1.3 m
Square base	1 m x 1 m
Ladder extends	0.7 m
Slide extends	1.7 m
Bridge spans	1.7 m

## Accessories

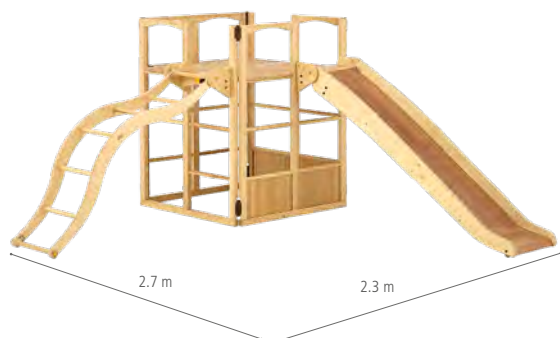


Set of 8 mats **V808**  
For Bridge PlayFrame

Set of 14 mats **V814**  
For Grand PlayFrame




PlayFrame strap **V845**



### Bridge PlayFrame **V875**

Includes square, bridge, slide, 2 perches and 2 platforms

Soft surfacing required. Use Set of 8 mats V808. Other surfaces such as rubber safety surfacing may comply.



### Grand PlayFrame **V885**

Includes 2 squares, bridge, ladder, slide, 4 perches and 4 platforms

Soft surfacing required. Use Set of 14 mats V814. Other surfaces such as rubber safety surfacing may comply.




### Classic PlayFrame (V865)



**Connectors are childproof**, but teachers can easily take the PlayFrame apart.



All adjustments are **tool-free**.



**For a tidy way to store your PlayFrame**, mount strap on a wall in a covered area.



The PlayFrame brings active play and adventurous fun right into the classroom.




# PlayFrame



ECERS 24:7.3; 8: 7.1, 7.2, 5.2

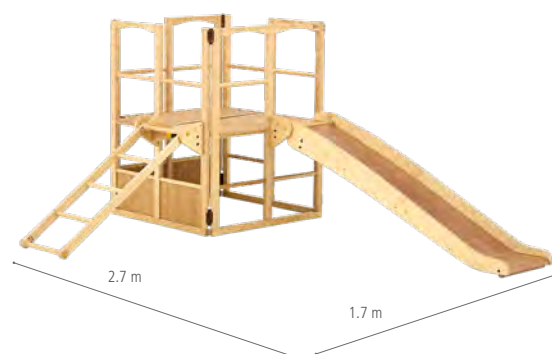
Ladders and slides can be attached at any level to provide age-appropriate risk. Climbing ladders at low angles requires different skills from climbing steep ladders. Children's development can be documented as they learn to manage the challenge of using ladders at varying heights. Platforms can be easily reconfigured for new play opportunities.



## Starter PlayFrame V860

Includes square, ladder, perch and 2 platforms

Soft surfacing required. Use Set of 6 mats V806. Other surfaces such as rubber safety surfacing may comply.



## Classic PlayFrame V865

Includes square, ladder, slide, 2 perches and 2 platforms

Soft surfacing required. Use Set of 8 mats V808. Other surfaces such as rubber safety surfacing may comply.

### Important


#### Soft surfacing required

Use our mats to comply with EN 1177 Playground surfacing requirements (1.5 metre fall height). Other surfaces such as rubber safety surfacing may comply.

### Dimensions

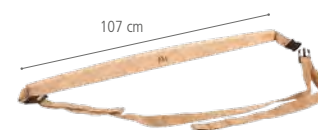
Height	1.3 m
Square base	1 m x 1 m
Ladder extends	0.7 m
Slide extends	1.7 m

### Accessories



Set of 6 mats **V806**  
For Starter PlayFrame

Set of 8 mats **V808**  
For Classic PlayFrame



PlayFrame strap **V845**



### Kiddie car (T12)

Oversteer protection prevents sudden spills and keeps young drivers on the right path.



### Low kiddie car (T17)

These soft plastic tyres roll easily on carpet, tile or any other "road" surface.



### Push me-pull me (Set of three) (P60)

#### Toddler Teamwork!

Hitch up a train to encourage cooperative play.



A steel-reinforced hardwood hitch pin links the cars together quickly and easily.



# Kiddie cars

ECERS 8: 7.2, 5.2 ITERS 16: 7.3, 5.5

If your children aren't big enough for tricycles they can learn to steer on Kiddie cars, exercising large muscles and developing coordination. Store indoors.



**Kiddie car T12**  
For ages 3 to 5



**Low kiddie car T17**  
For ages 1 to 3

# Push me-pull me

ECERS 8: 7.2, 5.2 ITERS 16: 7.3, 5.5

Toddlers are constantly on the go and here's a perfect vehicle for their travels. The Push me-pull me can be used as a single car or hitched together to make a train.

For ages 2 to 3



**Push me-pull me (Single) P61**

**Push me-pull me (Set of three) P60**  
Seat height 23 cm

**More products for active play**



**Outlast**  
See p. 7



**Outlast for toddlers**  
See p. 9



**Trikes & scooters**  
See p. 41



**Hollow blocks**  
See p. 147





# Sleep

## Coracle

page 183



## Cots

page 185



## Rest mat

page 187



## Dream Coracle (G961)

**No more lifting.** Older babies climb in by themselves.



The formed-beech shape makes cleaning easy.

Fitted jersey knit sheets with elastic edging hug the mattress and are easily removed for washing.



**Save precious floor space:** Dream Coracles stack securely. Weighing under 6 kg, they are easy to lift. Designed to keep sheets clean when units are stacked.



**The Dream Coracle** spares carers' backs as they need not lift or bend, but can interact comfortably on the child's level. Photo: Robertsbridge Children's Services



# Dream Coracle



ITERS 8: 7.1, 5.1; 2: 7.1, 5.1, 5.3

The Dream Coracle provides an inviting sleep space or cosy retreat. Its low edge allows the child to climb in and out independently, and its high edge provides a feeling of security.

For ages 6 to 20 months



## Dream Coracle **G961**

Includes mattress with cleanable cover

Outside dimensions: 97 x 55 cm

Inside dimensions: 87 x 45 cm



Coracles enable our children to be more independent, thus we are better able to respond to their needs. Children's contentment has improved and staff can spend more time supporting play and development.



**Deborah Barton**

Nursery Owner, Horn End Nurseries Ltd.

## Accessories



White sheet **G966**  
100% cotton



Blue sheet **G967**  
Polycotton



Blanket **S16**  
93 x 122 cm  
Blankets are machine washable



## BackSafe Cot (G257)



### BackSafe design

Telescoping dowels "shrink" the side by 15 cm. One hand is all it takes to release the childproof latch.

Fitted jersey knit sheets with elastic edging hug the mattress and are easily removed for washing.



All-natural coconut fibre mattress passes flammability standards yet is free of chemical flame retardants.



### Compact storage

Cots can be easily assembled or disassembled without any tools.

**Adjustable mattress height:** Whether you have newborns or older babies, the same cot will adjust to three heights using a simple childproof latch.



### Distance from the top of the mattress to the top of the cot railing

High 23 cm

Medium 38 cm

Low 56 cm



# Cots

ITERS 2: 7.1

Clear plastic ends enable supervision and allow cots to be placed end-to-end without compromising hygiene. The cot can safely accommodate newborns or older babies. No tools are needed to change mattress height. Practitioners love the BackSafe cot with its unique telescoping dowels, lowering the side to reduce extra bending and lifting.



**Community cot G112**  
Mattress included



**BackSafe cot G257**  
Mattress included

## Evacuation cots

An Evacuation cot gets your children out of the room fast. The tough locking castors easily navigate thresholds. The Evacuation cot mattress is not height-adjustable.



**Evacuation cot G25E**  
Mattress included  
Distance from the top of the mattress to the top of the cot railing is 56 cm.



**BackSafe evacuation cot G258**  
Mattress included



### Accessories



**Coloured cot sheet G13**  
Fitted light blue polycotton



**White cot sheet G14**  
Fitted 100% cotton



**Blanket S16**  
93 x 122 cm



**Replacement mattress G11**  
61 x 96 x 8 cm  
Fits Community Playthings cots only

**Rest mat (M62)** with  
**Fitted sheet (G19)** and  
**Blanket (S16)**



Fitted sheet is cotton knit with elastic all around; it stays snugly in place.

Four-section fold keeps the clean side in.



Heat-sealed folds are totally waterproof.

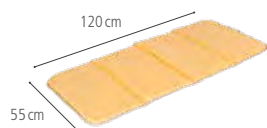
**No cracking!**  
These mats have a 15-year warranty.



# Rest mat and Stacker

ECERS 2: 7.1 ITERS 2: 7.1

The brown and gold colour of the Rest mat helps you remember which side touches the floor. Fold the clean side in for storage.



**Rest mat M62**  
2.5 cm thick  
Folds to 30 x 55 x 11 cm



**Blanket S16**  
93 x 122 cm



**Fitted sheet G19**  
100% cotton



**Rest mat stacker with 10 Rest mats M670**  
Includes 10 Rest mats



Twos love to help tidy up after nap time.

Rest mats can also be stored on Roomscapes shelves.



**Adjustable shelf 63 x 61 cm F621**  
Holds four Rest mats  
Comes with one adjustable shelf



**Adjustable shelf 63 x 81 cm F622**  
Holds six Rest mats  
Comes with two adjustable shelves



**Adjustable shelf 124 x 81 cm F642**  
Holds 12 Rest mats  
Comes with 2 adjustable shelves







# Babies and toddlers

## Nursery gyms

page 191



## ToddleBoxes

page 205



## Changing tables

page 209



## Gliders

page 211



## Chairs

page 213







# Nursery gym

ITERS 16: 7.3, 5.3

Young children learn through movement and play. Action is essential for their healthy development. The Nursery gym provides up-and-down and over-and-under activity as well as varied tactile experience. Its imaginative design fosters budding role play.

You can build or reconfigure your Nursery gym without any tools. Easily change panels around to fit your space.

“

Children should spend as much time outdoors as possible. However, when children need to be inside, we must create an indoor landscape that includes some of the action, up-and-down challenges, and tactile variety that the outdoors provides. The Nursery gym offers such a movement environment.

”

**Jan White,**

Author, *Every Child a Mover*,  
Outdoor play consultant



**Climbing is developmentally important,** and being “up high” makes children feel grand.



**Young children learn through repetition.** The Nursery gym helps them gain confidence as they practice new skills.



**Removable carpet**  
comes off for easier  
cleaning.



**Tool-free assembly**  
You can build or reconfigure  
your Nursery gym without any  
tools. It's easy to move panels  
around to suit your needs.

### The palace (G865)



Every slide comes with a gate.



Additional gates can close off the ramp or stairs.



# Nursery gyms

ITERS 16: 7.3, 5.3


Nursery gyms are a fun zone for toddlers, scrambling, crawling and cruising from one activity to the next in a safe, active play environment. The interchangeable panels offer stimulating visual and tactile experiences. Carpeted platforms, safety railings and removable gates create a safe environment for active play.

All Nursery gyms are assembled with modular parts and a tool-free connector system, so you can reconfigure easily as your children's abilities change. Choose the set that best fits your space.


For ages 6 to 36 months.  
Use only under direct adult supervision.

Dimensions (cm)	
Height (with tower)	196
Platform height	38
Railing height (from platform)	65
Platform unit	58 x 58
Steps extend	72
Slide extends	112
Ramp extends	112

Accessories



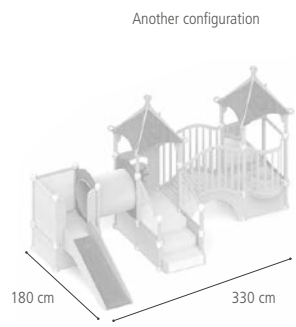
Ramp gate **G888**  
Closes off the top of ramp



Stair gate **G895**  
Closes off the bottom of stairs



210 x 250 cm



## The palace

**G865**

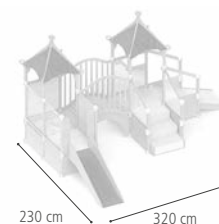
Includes Slide gate

Our largest set provides everything from exercise to role play and caters for children of many ages.



380 x 180 cm

Another configuration



## Tower bridge

**G847**

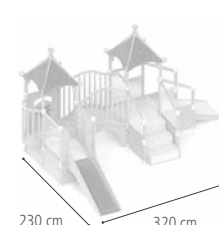
Includes Slide gate

With its two turrets, the Tower bridge will bring an impressive touch to your setting.



380 x 180 cm

Another configuration



## Tower bridge with balcony

**G848**

Includes Slide gate

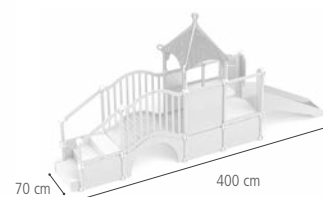
The addition of a balcony and steering wheel provides even more opportunity for fun and imagination.





210 x 180 cm

Another configuration



## Knightsbridge

**G837**

Includes Slide gate

Climb up, over and down.  
Don't miss the two mirrors  
under the bridge!



300 x 180 cm

Another configuration



## Knightsbridge with balcony

**G838**

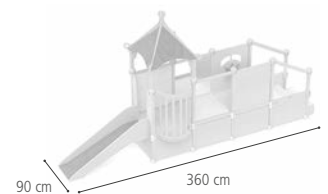
Includes Slide gate

Add the balcony and steering  
wheel to the Knightsbridge,  
and this beautiful gym can  
become a ship complete with  
upper decks.



180 x 180 cm

Another configuration



## Windsor castle

**G846**

Includes Slide gate


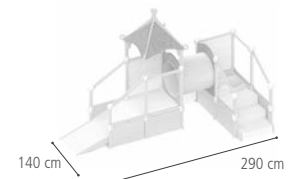
Step out onto the balcony and wave to the crowds from this castle fit for royalty.







Other configurations



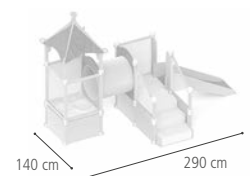
## Gnome home with ramp

**G858**

Add the 'wow factor' to your nursery with this creative gym. Even toddlers still learning to walk can navigate the carpeted ramp. For a budget version without the tower, see the 'Mole hole' gyms on page 198.



Another configuration



## Gnome home with slide

**G857**

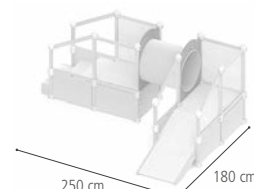
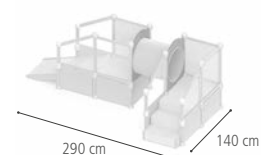
Includes Slide gate

Here's a compact version of the Palace, and a perfect home for little people. This option with a slide benefits children needing movement and risk opportunities.



180 x 180 cm

Other configurations



## Mole hole with ramp


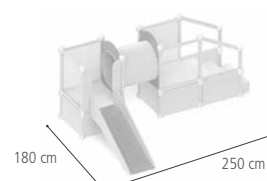
**G856**

Tunnels are for crawling through – but children can crawl under this one too. See the 'Gnome home' gyms on page 197 for an added touch of elegance to these configurations.



180 x 180 cm

Other configurations



## Mole hole with slide

**G855**

Includes Slide gate

Through the tunnel and down...to find your reflection in one of the mirrors! The slide caters to older children ready for more action and challenge.





260 x 140 cm

Another configuration



## Billy goat's bridge with ramp

**G836**

The arched bridge is an adventure in itself. Even your youngest ones will manage to crawl up the ramp, and the view from the top makes little people feel really big!



220 x 180 cm

Another configuration



## Billy goat's bridge with slide

**G835**

Includes Slide gate

This gym exchanges the ramp for a slide – perfect for your older toddlers.



290 x 140 cm

## Sand dune

**G826**

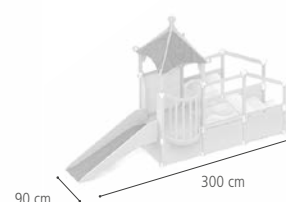
Includes Slide gate

Ramp, stairs or slide – the Sand dune includes all three, so take your pick! Variety in miniature, this gym offers a slide for go-getters craving more action, while still providing appropriate play opportunity for less mobile babies.



190 x 180 cm

Another configuration



## Rapunzel's tower

**G828**

Includes Slide gate

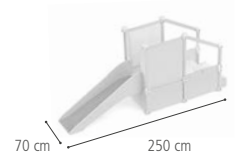
A little tower for tots, with a cosy roofed space, and a balcony. For your youngest crawlers, consider the options with a ramp on page 202.





140 x 180 cm

Another configuration



## Climb and slide

**G815**

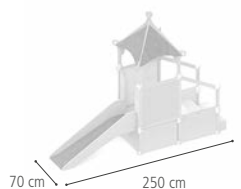
Includes Slide gate

This set is perfect if your children are ready for the challenge and excitement of a slide.



140 x 180 cm

Another configuration



## Climb and slide with roof

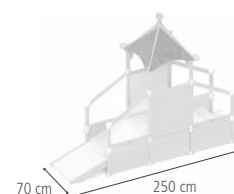
**G816**

Includes Slide gate

The decorative roof adds a magical touch to the Climb and slide gym.



Another configuration



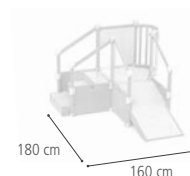
## Up and over with roof

**G807**

Is your room tight on space? With a ramp for babies, this gym fits beautifully in a small room. For space-saver options featuring a slide for more active children, see the 'Climb and slide' gyms on page 201.



Another configuration



## Up and over

**G808**

Here's another compact gym, this time with an elevated viewing platform – a new perspective that intrigues babies!





190 x 70 cm

## Climb and crawl

**G805**

Our smallest set welcomes babies just learning to navigate stairs and ramps.





Open-ended playthings build creativity in young children. The versatility of our ToddleBoxes is a perfect example.

Right-way-up or upside down, these units create endless combinations for exploring.



Learning happens naturally as children negotiate crawling and climbing, up and down.



Children learn by moving. Repeated motions like climbing in and out of ToddleBoxes are opportunities to develop problem-solving and refine motor skills.



# ToddleBoxes

ITERS 16: 7.3, 5.3, 5.4; 30: 7.2, 5.1, 5.3

Toddlers are constantly in motion and our ToddleBoxes offer wonderful possibilities. As children navigate the winding roads and different sized bins, they develop important large motor skills and strengthen muscles. These boxes are modular and flexible, so you can select exactly what you want to fit your space, needs and budget. Start with a small configuration today, and add new units over time. You know they'll always work together perfectly.



**Large curve C917**  
69 x 69 cm



**Hill C923**  
69 x 35 cm



**Valley C924**  
69 x 35 cm



**Rectangle C913**  
69 x 35 cm



**Small curve C916**  
35 x 35 cm



**Square C912**  
35 x 35 cm



**Ramp C914**  
35 x 35 cm



**Steering wheel C918**  
21 x 31 cm

## Connectability



**ToddleBoxes connect:** Insert the connector through two handholds and turn to engage. Flip the units over to connect them. Each unit comes with one connector.



## How do I put it all together?

[communityplaythings.co.uk/tb-demo](https://communityplaythings.co.uk/tb-demo)



Amid the hustle and bustle, ToddleBoxes provide small children with places of retreat where they can view the world from a safe place.

### Exmoor (C993)



Create paths and steps with the carpet side up. Flip over, and it's a climb-in bin.

Smooth, rounded handholds aid in easy reconfiguration.



Give interest and texture to flat floor space with a ToddleBox stage set. The added dimension of a raised surface opens up more possibilities for toddlers' play.



ToddleBox sets are versatile and modular, so staff can create playscapes that invite movement.



# ToddleBox sets

ITERS 16: 7.3; 2: 7.1

Toddlers need to move – building large motor skills and muscles, not to mention spending their abundant energy. These ToddleBoxes become winding pathways or launching pads. Reconfigure tomorrow for a whole new world!

## Connectability



**ToddleBoxes connect:** Insert the connector through two handholds and turn to engage. Flip the units over to connect them. Each unit comes with one connector.



### Exmoor C993

Includes Rectangle, Hill, Valley, Steering wheel, Square, Small curve, Large curve, Ramp and 8 Connectors



### High and Over C991

Includes Hill, Valley, Small curve, Ramp, Square, Steering wheel and 6 Connectors



### Weymouth Harbour C992

Includes Large curve, Hill, 2 Ramps and 4 Connectors



### Pocket Park C990

Includes Square, Rectangle, Ramp, Steering wheel and 4 Connectors



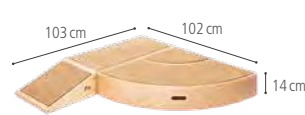
### Large corner stage set C985

Includes Large curve, Small curve, 2 Rectangles, Square, 2 Ramps and 7 Connectors



### Toddler mountain C994

Includes 2 Hills, 4 Ramps and 6 Connectors



### Small corner stage set C965

Includes Large curve, Small curve, Rectangle, Ramp and 4 Connectors



### Dodgem C950

Includes Rectangle, Steering wheel and 2 Connectors



## Wall-mounted shelf (G28)

## Accessory mirror (G282)



The small mirror can attach to the underside of the shelf.



Movable dividers and label holders allow you to organise children's personal items.

The built-in roll dispenser holds paper towels or plastic bags.

Durable padded pan is Seamless and easily cleanable.

## Changing table with steps (G268)



Flip up hidden wheels to move changing table.



Steps automatically fold up, so they're inaccessible to children.

Generous storage space behind wood panelled doors with pinch-free hinges.



Sturdy, child-size steps provide a new adventure for toddlers while sparing your back.



Steps automatically retract into the unit, so they are inaccessible to children. When changing is over, unlatch and open the steps, holding them down with your foot.



# Changing tables

ITERS 2: 7.1; 9: 5.3

Staff can change children without endangering their backs. The optional pull-down steps invite the child to climb up holding a carer's hand. The contoured pan is seamless for easy cleaning as well as soft and comfortable for babies.



**Changing table with steps G268**  
15 cm deep pan  
Includes one shelf



**Extra storage for Changing table with steps G269**  
Includes 2 additional shelves  
and 8 deep clear trays

Two additional shelves **G245**



**Changing table with storage G248**  
15 cm deep pan  
Includes two shelves



**Extra storage for Changing table with storage G249**  
Includes 4 additional shelves and 12 deep  
clear trays

Two additional shelves  
Wide side **G245**  
Narrow side **G265**



**Video: How does it work?**  
[communityplaythings.co.uk/ct-demo](http://communityplaythings.co.uk/ct-demo)

## Wall-mounted shelf

Use the Wall-mounted shelf for well-organised, safe and sanitary storage in your baby room.



**Wall-mounted shelf G28**  
Includes 8 self-adhesive label holders  
and labels. Weighs 21 kg.  
Mounting hardware not included.

Accessory mirror **G282**

### Community glider, beige (J901)

For extra safety, all moving parts are shielded with a wooden base and fabric apron.

No worries – it won't tip with this solid foot stabiliser built into the frame.



Removable cushions are reversible for years of wear.



Cushions can be cleaned with soap and water. Stains are easily removed.





# Gliders

ITERS 2: 7.4, 5.5

Safe, durable and luxuriously comfortable, our gliders are a welcome addition to any childcare setting. They give a friendly, home-like touch, whether you're feeding a baby, reading a good story with toddlers, or just relaxing.

The upholstery is tough, waterproof, and easily cleaned.

## Dimensions (cm)

Distance between armrests	46
Seat depth	51
Overall height	104
Footprint	66 x 84
Maximum weight limit (kg)	109



Community glider, beige  
**J901**



Community glider, blue  
**J900**



Gliders invite positive one-on-one attention with a child during a busy day. They are perfect for feeding time, cuddle time or storytime.



See p.167 **Soft seating for children**

### 25 cm Mealtime chair (J424)



Belt with secure clip removes easily for washing.

Safe and easy to clean, with rounded edges and corners.

### 20 cm Mealtime chair with tray (J443)



Trays are dishwasher safe, removable, and fit both sizes of Mealtime chairs.

Sound-dampening chair wellies reduce friction and noise.



The Mealtime chair's low and sturdy construction allows a toddler to climb right in. (The Teacher low chair brings you down to the children's level. See p. 115)



Young children need supportive, comfortable seating to be able to focus on the task at hand, whether it is eating, playing, or gluing.



# Mealtime & Childshape chairs

ECERS 2: 7.1, 5.3, 5.2, 5.1  
ITERS 2: 7.2, 5.2

The Mealtime chair has a post and seatbelt to prevent the child from sliding out. Tray is dishwasher safe. As the child grows and masters new skills, you can store the tray and use the Mealtime chair right at the table.

Childshape chairs encourage healthy posture because the child's back is supported, and feet are flat on the floor. When not needed, Childshape chairs stack neatly to save valuable floor space.

Dimensions (cm)	20 cm chair	25 cm chair
Seat height	20	25
Seat width	28	28
Seat depth	24	24
Armrest height	33	37

## Accessories



Replacement tray **J425**  
Fits only current model Mealtime chairs



Chair dolly **J413**



20 cm Mealtime chair  
**J444**  
For ages 6 to 24 months



20 cm Mealtime chair with tray  
**J443**  
For ages 6 to 24 months



25 cm Mealtime chair  
**J424**  
For ages 12 to 24 months



25 cm Mealtime chair with tray  
**J423**  
For ages 12 to 24 months



20 cm Childshape chair  
**J408**  
For ages 1½ to 3 years  
Use with 40 cm table height.



25 cm Childshape chair  
**J410**  
For ages 2 to 4 years  
Use with 46 cm table height.



Chair dolly (with locking castors)  
accommodates both sizes of Childshape and  
Mealtime chairs. Stacks up to five high.



See p.115

21 cm Woodcrest chair  
26 cm Woodcrest chair

### Me-do-it chair 13 cm (J505)

The handholds let toddlers and carers carry this well-proportioned chair.

All corners are heavily rounded for safety.



The sides are birch plywood and shaped for stacking. The wide leg base prevents tipping.

The seat and back are hardwood. The gap between them makes cleaning easy.



### Round Woodcrest table (C231) with 30 cm legs



**Stack 'em up!** Designed to allow you to stack both sizes together. Safety buttons keep the tower stable.





# Me-do-it chairs

ITERS 2: 7.2, 5.3

Here is a chair the littlest children will adopt as their own. They can get in and out, and carry and push it all by themselves. The Me-do-it chair is designed specially for short legs and wide bottoms. Accommodates the knee-first-then-turn ritual typical of beginning sitters.



**Me-do-it chair 13 cm J505**

For ages 6 to 18 months  
Use with 30 cm table height.



**Me-do-it chair 17 cm J506**

For ages 12 to 27 months  
Use with 36 cm table height

Dimensions (cm)	Seat height	Seat depth	Seat width
Me-do-it chair 13 cm	13	17	28
Me-do-it chair 17 cm	17	17	28



**Me do it!** These chairs live up to their name, supporting children's need for independence.



See p. 107

## MultiTables

Lightweight, adjustable tables



See p. 169

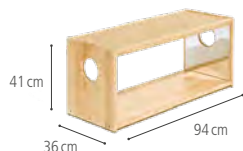
## Woodcrest Tables

Role play tables with solid birch tops

# Baby shelf

ITERS 2: 5.3

Designed especially for babies learning to walk, the Baby shelf's solid wood construction provides stability for cruising children and sturdy seating for their carers. Mirrors and peepholes in the end panels invite play and discovery. Placed on its side, the Baby shelf becomes a boat any child is delighted to play in.



Baby shelf **F611**



Easy grip lip surrounds the top, giving a handhold for babies and preventing toys from rolling off.

Carpeted top surface is soft on baby's hands.

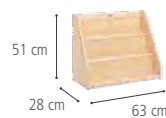
End mirrors with holes are for peeking through.

# Toddler book display

ITERS 14: 7.1, 5.2

It's never too early to instil a love of books in children. With its clear front panels and low design, the Toddler book display is perfect for your littlest readers. Join two shelves back-to-back for a sturdy literacy island. It's quick and easy with the built-in connectors on the back of each unit. No tools needed.

For ages 12 to 36 months



Toddler book display **F381**



Set of two toddler book displays **F380**

Books are fully visible through the clear front panels.



Toddler book display (F381)

Heavily-rounded edges make a perfect handhold for wobbly walkers.




Set of two toddler book displays (F380)



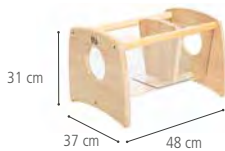
# Browser box

ITERS 2:5.3 14: 7.1

Books, toys or teddy bears – any or all of these fit together in the Browser box. Your littlest ones hold on safely as they cruise around the perimeter, supported by the dowel handholds and the wide base. At clean-up time, even babies try to put toys away in the bins.



**Browser box F778**  
Includes 2 Book ends



**Small browser box F770**  
Includes Book end

Adjust the size of the bins by pushing the dividers along.



Smooth hardwood ends provide handholds for carers (or peepholes for babies).

The space-saving Small browser box offers the same play value with a smaller footprint.



# Pushcart

ITERS 16: 7.3

Your children's imaginations will turn this Pushcart into a tractor, pram or lawn mower. One-year-olds can pull to a stand without tipping it, and it will withstand years of intense and varied play.

For ages 1 to 5



**Pushcart D120**







# Product maintenance

Community Playthings products are worth caring for. You already know that our products last for decades. We recommend a regular maintenance programme for keeping Community Playthings products strong and beautiful. Refer to your product guide for more maintenance suggestions. Replacement parts are available through customer service, often at no cost.

## Indoor products



### Unfinished wood

Use a mild detergent and water. Scrub with a stiff brush, working quickly to avoid soaking the wood. Wipe off excess water and allow to dry thoroughly.



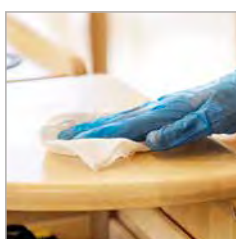
### Finished wood

Wipe with a damp cloth and mild detergent. Do not use excessive water. To refinish, lightly sand the entire surface. Any remaining finish need not be removed. Then, following the manufacturer's instructions, apply one or two coats of child-safe varnish, using a brand you trust.



### Carpet cleaning

Our carpets are made of stain-resistant nylon fibre. Vacuum carpets frequently. To wash, lift a corner of the carpet to remove, shampoo with carpet cleaner and allow to dry before replacing it. For stubborn stains, refer to your product guide.



### Disinfecting

Use any standard disinfectant such as a bleach-based solution or virucidal disinfectant. All products should be rinsed with plain water and dried after any cleaning agent is used.

## Outdoor products

Community Playthings Outlast items are resistant to wood-decaying fungi and moulds. Weathering and mildew growth has no negative effect on the structural integrity but the wood may eventually fade and turn grey from exposure to the sun's UV rays. If you prefer the original look, follow the instructions below to re-stain your items. Contact customer service to request a free bottle of Outlast refinishing stain.



Scrub item with soapy water to remove dirt or mildew. Allow to dry completely before applying stain.



Apply stain liberally to wooden parts. (If you get some on the plastic parts, don't worry, just be sure to wipe it off with a damp cloth before the stain dries.)



Allow stain to dry for a few minutes before removing extra drips with a dry paper towel. Stain will be dry to the touch in a couple of hours, but it's best to let the stain dry overnight before continuing to use your item.





# Safe for children

Children are particularly vulnerable to harmful chemicals in their environment. Community Playthings is committed to eliminating all hazardous materials, known or suspected, from our products.

**Indoor air quality** Children are particularly vulnerable to harmful chemicals in the air. Many of these are volatile organic compounds (VOCs) from paint, varnish, air fresheners, building products, and cleaning agents. These chemicals have been linked to serious long-term health consequences including asthma and allergies. Since our products are PVC-free and use low-emitting finishes, they have achieved Indoor Air Comfort Gold certification, which incorporates legal requirements and voluntary standards for indoor emissions.

**Healthy and safe materials** Science has discovered chemicals in our everyday environment that may compromise health. Most are created by industrial processes and are used in plastic and other common products. Some, such as Bisphenol A (BPA), disrupt the endocrine system. Tiny amounts can have outsized effects by mimicking hormones.<sup>1</sup>

Phthalate plasticisers in polyvinyl chloride (PVC) are linked to modern ills like obesity, diabetes, or early puberty and are particularly ubiquitous in the modern manufactured environment. (Production of PVC itself is hard on the environment.) We are glad to reassure you our products are polycarbonate- and PVC-free. That means no BPA and no phthalates. Our acetylated outdoor products are free of metal compounds, pesticides, and other chemicals commonly used to treat timber. The only by-product of acetylation is acetic acid (vinegar). Our new cot mattresses are made of coir (coconut husk fibre) and wool, and are free of all chemical flame retardants, while still passing flammability standards. We will allow no known hazards in our products, but only greener, healthier materials for your children.

1. National Center for Health Research, [center4research.org/bisphenol-bpa-plastic-products-safe-infants-children](http://center4research.org/bisphenol-bpa-plastic-products-safe-infants-children)





# Safe for the environment

Our environmental commitment is as solid as our furniture. From product design to manufacturing and delivering your order, we're always on the lookout for the greenest way.



## Clean air indoors

To provide the healthiest environment for children, Community Playthings works with Eurofins to evaluate our products against the most stringent indoor air quality standards in Europe. Our furniture has achieved Indoor Air Comfort Gold certification, which incorporates legal requirements and voluntary standards for indoor emissions.



## Stewardship of resources

Community Playthings furniture is made with wood from responsibly managed forests. The majority of it is FSC® certified, while all other wood is PEFC certified. The Forest Stewardship Council® (FSC) is an independent non-profit organisation that promotes environmentally appropriate and socially beneficial management of the world's forests.



## Longer lifespan

The ultimate environmental standard? The test of time. Quality products that last for decades don't clog landfills or require a lot of resources to fix or replace. Our durably made furniture and play equipment will be around for generations to come.



## Clean air outdoors

Community Playthings takes measures to safeguard the environment for the benefit of present and future generations. We are certified to ISO 14001, a standard that helps organizations continually improve their environmental performance through more efficient use of resources, reduction of waste, and minimisation of other environmental impacts.



## Sustainable

With all products designed and built in-house, Community Playthings offers an industry-leading sustainability profile. We are full members of the Furniture Industry Sustainability Programme (FISP), which promotes best practises to drive social, economic and environmental change.



## Local care and craftsmanship

All products are designed and made in our workshops in Kent and East Sussex. We use local suppliers where possible. Goods are shipped directly from our warehouse in Kent, reducing our carbon footprint.



# Notes









# Index

<b>A</b> adapter, Roomscapes	73	<b>D</b> isplay and discovery	93	Wheelbarrow	27	Stage sets, ToddleBox	207
Adjustable shelves	59	Display units	69, 92–93	<b>P</b> anels, Roomscapes	74–79	Supply units	125
Airplane	151	Doll high chair	165	Paper corner	125	Swallow nest	91
Aprons	131	Doll (playsize) furniture	165	Peg tree	47, 131	<b>T</b> ables	
Arbour, Outlast	21	Drama centres	163	Play Collection	154–161	Multi	106–111
Arches	79, 163	Drawer, Play Collection	157	PlayFrame	172–177	Outlast	36–39
Armchair, child's	167	Dress-up units	163	Playsize (doll) furniture	165	Woodcrest	169
Art equipment	121–131	Drying rack	131	Posts, Roomscapes	73	Teacher arch	79
Art islands	126–127	<b>E</b> asels	126–129	Puffin nest	90	Teacher low chair	115
<b>B</b> aby safe area	81	Environment	220–221	Puppet theatre	88	ToddleBoxes	204–207
Baby shelf	216	Evacuation cot	185	PushCart	217	Toddler book display	216
BackSafe cot	185	<b>F</b> ixed shelves	57	Push me-pull me	179	Toddler book corner	85
Baskets	71	Floor easels	127	<b>R</b> ack, drying	131	Toddler outdoor play	8–15
Bed, doll	165	Flowies	73, 163	Rack, library	95	Tool corner	125
Block storage	23, 140–149	Focus corner	83	Reading area	84–85	Tote boxes	71
Blocks		<b>G</b> ates, Roomscapes	79	Rest mat	187	Tote shelves	62–65
Hollow	147	Glider	211	Rest mat stacker	187	Translucent back shelves	54–57, 60–61
Mini hollow	149	<b>H</b> alf circle table	111	Rice grass panels	74–77	Tray units	66–69
Mini unit	145	Half round table	107, 111	Rocker, child's	165	Trays	71
Outlast	25–27	Helicopter	151	Role play	86–87, 154–169	Tricycles	41
Unit	140–143	Help yourself trolley	123	Classroom corner	87	Trolleys	
Book area	84–85, 94–95	HideAway cube	90	Toddler role play area	86	Block	141, 147
Book ends	95	Hollow blocks and trolley	147	Kitchen	154–161	Book	97
Book storage/display	97, 216	Hollow blocks, mini	149	Roomscapes	50–97	Help yourself	123, 135
Book trolley	97	Home corner set	156–161	Accessories	70–73	Trucks	151
Branches	73	Kitchen	154–161	Arches	79	<b>U</b> nit blocks	140–143
Browser boxes	96, 217	<b>K</b> iddie cars	179	Display, book	94–97	Unit blocks, mini	145
<b>C</b> abinets, Play Collection	157	Kitchen (Play Collection)	154–161	Display units	69, 92–93	<b>V</b> ersatile play corner	87
Canopy, Outlast	21	<b>L</b> ibrary panel	97	Gates	79	Village vehicles	151
Canopy unit	89	Library rack/Library shelf	94–95	Panels	74–79	Villagers	151
Carry crate	71	Locking shelves	58–59	Sets	80–93	<b>W</b> all adapters	73
Cascade, Outlast	29	Lorries	150–151	Shelving	54–69	Wall-mounted shelf	209
Chair		<b>M</b> agnets	69	<b>S</b> and & water tables	30–33	Wall pegs	49
Childshape	116–117	Mats, Playframe	175, 177	for indoors	132–133	Wave panels	77
Chair dolly	117, 213	Mats, sleep	187	Scooter	41	Washer, Play Collection	157
Mealtime	213	Mealtime chair	213	Sensory area	81	Water table, Outlast	30–33
Me-do-it	215	Me-do-it chairs	215	Sensory tables	28–33	Welcome centre	46–49
Teacher low	115	Mini hollow blocks	149	for indoors	132–133	Corner bench	49
Woodcrest	115	Mini unit blocks	145	Shelves		Wall pegs	49
Changing tables	209	Montessori shelving	98–99	Adjustable	59	Welcome bench	49
Childshape chair	117	Mud kitchen	16–19	Baby	216	Welcome cubbies	47
Classroom reading corner	84	MultiTables	106–111	Corner	61, 99	Welly storage	45
Classroom role play corner	87	<b>N</b> ursery gyms	190–203	Craft	125	Welsh dresser, Play Collection	157
Coat hook strips	49	<b>O</b> pen back shelves	57, 99	Display	69, 92–97	Wheelbarrow, Outlast	27
Construction	89	Outlast		Fixed	57	Window panel	79
Cooker, Play Collection	157	Arbour	20–21	Library	95	Wings, Roomscapes	73
Coracle	183	Blocks	24–27	Locking	58–59	Woodcrest chairs	115
Corner basket	61, 71	Cascade	28–29	Montessori	99	Woodcrest tables	169
Corner bench	49	Mud kitchen	16–19	Multi-storage	63	Workbench	135
Corner shelves	61, 99	Storage bench	34–35	Open back	57, 99	Workstation	83
Corner crate	61, 71	Storage unit	22–23	Ring binder	63	Wren nest	91
Cosy nook	82	Play tables	36–39	Sweep	61, 99		
Cots	185	Seats, Benches	37, 39	Tote	62–65		
Counter, Play Collection	157	Toddler collection	8–15	Tray	66–69		
Covers, Roomscapes	57–75	Water tables	30–33	Wall-mounted	209		
Cradle, doll	165			Welly storage	45		
Craft shelves	125			Sink, Play Collection	157		
Art and creative area	82			Sofa, child's	167		
				Soft seating	167, 211		



**NEW! Mobile welly storage**  
See page 45



**NEW! Wall-mounted welly storage**  
See page 45