



# Roomscales

A one-stop-shop for classroom layout and storage, Roomscales is a combination of shelving, panels and gates that connect to enable you to landscape your room. No tools needed. Whether you're looking for a single shelf or a complete refurbishment, Roomscales has what you need.

See p. 76

**Guidelines on how to plan your order**

## The perfect shelf

Looking for a sturdy, mobile shelf? Pick just the right one from our wide range of Roomscales shelving starting on page 53.



## Room dividers

Use Roomscales panels with shelving and connecting posts to create a flexible dividing wall. Find panels and ideas for building dividers starting on page 68.



## Activity areas

Use shelving, panels and more to create well-defined learning centres. See some ready-made activity areas under "Roomscales sets" starting on page 78.



## Whole classrooms

Need a complete furniture plan for your classroom or setting? Call about our room layout service.





# Furniture



**Mobility is built in!** Just flip up the trim and roll to a new location.



Flip the trim back down again for a perfectly stationary shelf.



Shelves and panels connect using sturdy posts – no tools needed.



# Roomscapes shelves

## Shelf styles

Roomscapes shelves help you create the right learning environment for children. Use them to clearly define activity areas, creating a sense of order. Their solid birch construction delivers natural beauty that will last for years to come.



Tray & Tote shelves (p. 60–62)



Adjustable shelves (p. 56)



Corner & Sweep shelves (p. 58)



Shelves with doors (p. 56)



Fixed shelves (p. 54)



Library shelves (p. 91)

## Shelf backs

Shelves with display board backs allow for creativity with optional back covers. Translucent back shelves let in light and improve supervision. Open back shelves give a spacious feel, more air flow, and access from both sides.



## Shelf back covers

Use a cover on any shelf with a display board back. Choose from three options: the mirror cover is perfect for a toddler's self-discovery phase, the clear cover protects artwork, and the chalkboard cover creates a mini mark-making station. Covers are cleanable, attach with Velcro, and allow you to use both sides of the shelf.





# Roomscapes fixed shelving

ECERS 2: 7.1 ITERS 2: 7.3, 5.3

Solidly divided space for blocks, books or anything that needs its own niche. Precision joints give each shelf strength and rigidity. **Shelves with display board backing** provide display and storage space. **Translucent back shelves** let in light and improve supervision. **Open back shelves** allow access from both sides.

All shelves are 37 cm deep.

**Free service** Contact us for help with your room design.



**Translucent back shelf 124 x 61 cm (F648)**



**Flip up hidden wheels** to move shelf.

See p. 74

## Connectors & Accessories



**Roomscapes posts** connect shelves and panels.

**Back covers** add visual stimulation and attach to any shelf with display board backing.

A **Roomscapes canopy** adds character to your room.



41 cm high (37 cm deep)



Translucent back shelf  
94 x 41 cm **F615**



Clear cover **F858**  
Mirror cover **F841**

Fixed shelf 94 x 41 cm **F612**



Translucent back shelf  
124 x 41 cm **F614**

102 cm high (37 cm deep)



Clear cover **F887**  
Mirror cover  
(covers  $\frac{1}{3}$ ) **F846**  
Chalkboard cover  
(covers  $\frac{1}{3}$ ) **F861**

Fixed shelf 124 x 102 cm **F647**

61 cm high (37 cm deep)



Translucent back shelf  
94 x 61 cm **F663**



Open back shelf 94 x 61 cm **F662**



Clear cover **F852**  
Mirror cover **F844**  
Chalkboard cover **F861**

Fixed shelf 94 x 61 cm **F661**



Translucent back shelf  
124 x 61 cm **F648**



Open back shelf 124 x 61 cm **F644**



Clear cover **F853**  
Mirror cover **F845**  
Chalkboard cover  
(covers  $\frac{3}{4}$ ) **F861**

Fixed shelf 124 x 61 cm **F643**

Holds the Quarter school set of unit blocks (page 138)

81 cm high (37 cm deep)



Translucent back shelf  
94 x 81 cm **F664**



Open back shelf 94 x 81 cm **F667**



Clear cover **F855**  
Mirror cover  
(covers  $\frac{2}{3}$ ) **F846**  
Chalkboard cover  
(covers  $\frac{2}{3}$ ) **F861**

Fixed shelf 94 x 81 cm **F665**



Translucent back shelf  
124 x 81 cm **F649**



Open back shelf 124 x 81 cm **F646**



Clear cover **F856**  
Mirror cover  
(covers  $\frac{1}{2}$ ) **F846**  
Chalkboard cover  
(covers  $\frac{1}{2}$ ) **F861**

Fixed shelf 124 x 81 cm **F645**

Holds the Half school set of unit blocks (page 138)



# Roomscapes adjustable shelving

ECERS 2: 7.1  
ITERS 2: 7.3, 5.3

Now you can customise your storage space according to your needs. Add and adjust shelves without tools. For lockable storage, choose the option with doors.

All shelves are 37 cm deep.

**Free service** Contact us for help with your room design.



**Adjustable shelf**  
124 x 61 cm (F641)



**Easy shelf placement** with supports. Designed to prevent shelves from sliding out.



**Flip up hidden wheels** to move shelf.



Doors can be locked to provide safe storage. Open with key provided, or similar flat object.

See p. 74

## Connectors & Accessories



**Roomscapes posts** connect shelves and panels together.

**Chalkboard cover** can attach to most display board-backed shelves.



61 cm high (37 cm deep)



Clear Cover **F851**  
Mirror Cover **F843**

Adjustable shelf 63 x 61 cm  
**F621**  
Additional single 63 cm shelf **F602**



Clear cover **F852**  
Mirror cover **F844**  
Chalkboard cover **F861**

Shelf with doors 94 x 61 cm  
**F632**  
Additional single 94 cm shelf **F603**



Clear cover **F852**  
Mirror cover **F844**  
Chalkboard cover **F861**

Adjustable shelf 94 x 61 cm  
**F631**  
Additional single 94 cm shelf **F603**



Clear cover **F853**  
Mirror cover **F845**  
Chalkboard cover (covers  $\frac{3}{4}$ ) **F861**

Adjustable shelf 124 x 61 cm  
**F641**  
Additional single 124 cm shelf **F604**

81 cm high (37 cm deep)



Clear cover **F854**  
Mirror cover **F846**  
Chalkboard cover **F861**

Adjustable shelf 63 x 81 cm  
**F622**  
Additional single 63 cm shelf **F602**



Clear cover **F855**  
Mirror cover (covers  $\frac{2}{3}$ ) **F846**  
Chalkboard cover (covers  $\frac{2}{3}$ ) **F861**

Shelf with doors 94 x 81 cm  
**F634**  
Additional single 94 cm shelf **F603**



Clear cover **F855**  
Mirror cover (covers  $\frac{2}{3}$ ) **F846**  
Chalkboard cover (covers  $\frac{2}{3}$ ) **F861**

Adjustable shelf 94 x 81 cm  
**F633**  
Additional single 94 cm shelf **F603**



Clear cover **F856**  
Mirror cover (covers  $\frac{1}{2}$ ) **F846**  
Chalkboard cover (covers  $\frac{1}{2}$ ) **F861**

Adjustable shelf 124 x 81 cm  
**F642**  
Additional single 124 cm shelf **F604**

102 cm high (37 cm deep)



Clear cover **F879**  
Mirror cover (covers  $\frac{2}{3}$ ) **F846**  
Chalkboard cover (covers  $\frac{2}{3}$ ) **F861**

Adjustable shelf 63 x 102 cm  
**F623**  
Additional single 63 cm shelf **F602**

Shelf back covers

Attach a Clear, Mirror or Chalkboard cover to any of these shelves. Options are listed with each shelf.



Clear cover



Mirror cover



Chalkboard cover



# Roomscapes corners & sweeps

ECERS 2: 7.1 ITERS 2: 7.3, 5.3

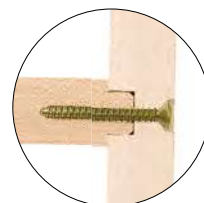
Sweep shelves add elegance to any room, and Corner shelves complete a run of Roomscapes with an aesthetic touch. Their curves soften the building's straight lines and right angles.

All shelves are 37 cm deep.

**Free service** Contact us for help with your room design.



**Translucent back sweep**  
61 cm (F625)



**Strong**  
Shelves are built with mortise and tenon joints, the strongest in woodworking.

See p. 74

## Connectors & Accessories



**Roomscapes posts** connect shelves and panels.

**Corner crates** fit perfectly in a Corner shelf.

41 cm high



Corner shelf 41 cm  
**F671**



Translucent back sweep 41 cm  
**F624**



Translucent back inside sweep 41 cm  
**F627**

61 cm high



Corner shelf 61 cm  
**F673**



Translucent back sweep 61 cm  
**F625**



Translucent back inside sweep 61 cm  
**F628**

81 cm high



Corner shelf 81 cm  
**F675**



Translucent back sweep 81 cm  
**F626**



Translucent back inside sweep 81 cm  
**F629**

Accessories



Corner crate **G498**  
For more Carry crates see p.65



# Roomscapes tote shelving

ECERS 2: 7.1 ITERS 2: 7.3, 5.3

Essential for an organised classroom. Sturdy dividers adjust the spacing to hold shallow or deep totes. Medium carry crates fit Tote shelves too – see page 66.

All shelves are 37 cm deep.

**Free service** Contact us for help with your room design.



Tote shelf 124 x 61 cm (F684)



## Clear covers

Display board backs provide a surface for hanging artwork at the children's level.



Customise your storage space with adjustable dividers.



**Flip up hidden wheels** to move shelf.

See p. 74

## Connectors & Accessories



**Roomscapes posts** connect shelves and panels.

**Back covers** add visual stimulation and can attach to any shelf with display board backing



Totes and Carry crates provide tidy storage. Options available on page 66.

61 cm high (37 cm deep)



Clear cover **F851**  
Mirror cover **F843**

Tote shelf 63 x 61 cm

Choose tote colour ☐ ☐

As shown (4 shallow, 4 deep) **F681**

All shallow (12) **F552**

All deep (6) **F551**

Shelf only **F691**



Clear cover **F852**  
Mirror cover **F844**  
Chalkboard cover **F861**

Tote shelf 94 x 61 cm

Choose tote colour ☐ ☐

As shown (6 shallow, 6 deep) **F556**

All shallow (18) **F555**

All deep (9) **F682**

Shelf only **F692**



Clear cover **F853**  
Mirror cover **F845**  
Chalkboard cover  
(covers  $\frac{3}{4}$ ) **F861**

Tote shelf 124 x 61 cm

Choose tote colour ☐ ☐

As shown (6 shallow, 9 deep) **F684**

All shallow (24) **F566**

All deep (12) **F565**

Shelf only **F694**



Clear cover **F853**  
Mirror cover **F845**  
Chalkboard cover  
(covers  $\frac{3}{4}$ ) **F861**

Multi-storage shelf 124 x 61 cm

Choose tote colour ☐ ☐

As shown (6 shallow) **F683**

Shelf only **F693**

Accessories



Divider for tote shelf **F889**

81 cm high (37 cm deep)



Clear cover **F854**  
Mirror cover **F846**  
Chalkboard cover **F861**

Tote shelf 63 x 81 cm

Choose tote colour ☐ ☐

As shown (4 shallow, 6 deep) **F685**

All shallow (16) **F572**

All deep (8) **F571**

Shelf only **F695**



Clear cover **F855**  
Mirror cover  
(covers  $\frac{2}{3}$ ) **F846**  
Chalkboard cover  
(covers  $\frac{2}{3}$ ) **F861**

Tote shelf 94 x 81 cm

Choose tote colour ☐ ☐

As shown (6 shallow, 9 deep) **F686**

All shallow (24) **F576**

All deep (12) **F575**

Shelf only **F696**



Clear cover **F856**  
Mirror cover  
(covers  $\frac{1}{2}$ ) **F846**  
Chalkboard cover  
(covers  $\frac{1}{2}$ ) **F861**

Tote shelf 124 x 81 cm

Choose tote colour ☐ ☐

As shown (8 shallow, 12 deep) **F687**

All shallow (32) **F582**

All deep (16) **F581**

Shelf only **F697**

Tote shelf display sets



Tote display unit 94 cm **F875**

Choose tote colour ☐ ☐

Includes clear cover for display panel

Mirror cover **F844**

(fits panel or back of shelf)

102 cm high (37 cm deep)



Clear cover **F879**

Tote shelf 63 x 102 cm

Choose tote colour ☐ ☐

As shown (20 shallow) **F589**



Clear cover **F879**

Ring binder shelf 63 x 102 cm

Choose tote colour ☐ ☐

As shown (4 shallow) **F590**

Holds 24 standard ring binders with 4.5 cm spines.



Clear cover **F887**  
Mirror cover  
(covers  $\frac{1}{3}$ ) **F846**  
Chalkboard cover  
(covers  $\frac{1}{3}$ ) **F861**

Tote shelf 124 x 102 cm

Choose tote colour ☐ ☐

As shown (16 shallow, 12 deep) **F592**

All shallow (40) **F591**

All deep (20) **F689**

Shelf only **F699**



Tote display unit 124 cm **F876**

Choose tote colour ☐ ☐

Includes clear cover for display panel

Mirror cover **F845**

(fits back of shelf)



# Roomscapes tray units

ECERS 6: 7.2, 5.3, 4: 7.2 ITERS 5: 7.2, 5.3

The wide top of this shelf makes a great work or display surface. Solid birch construction delivers natural beauty that will last for years to come. Adjustable dividers are easily manipulated to customise storage space.

All shelves are 46 cm deep.

**Free service** Contact us for help with your room design.



Tray unit 106 x 61 cm (F688)



**Optional clear covers**  
protect child-height displays.



Customise your storage space  
with adjustable dividers.



**Flip up hidden wheels**  
to move shelf.

See p. 74

## Connectors & Accessories



For **personal trays**, use the  
"all shallow" tray option.

**Roomscapes posts** connect  
shelves and panels.



Trays and large Carry crates provide generous  
storage. Options available on page 66.

61 cm high (46 cm deep)



Clear cover  
**F451**

Tray unit 71 x 61 cm  
Choose tote colour ☐ ☐

As shown (4 shallow, 4 deep) **F511**  
All shallow trays (12) **F513**  
All deep trays (6) **F512**  
Shelf only **F510**



Clear cover  
**F452**

Tray unit 106 x 61 cm  
Choose tote colour ☐ ☐

As shown (6 shallow, 6 deep) **F688**  
All shallow trays (18) **F585**  
All deep trays (9) **F586**  
Shelf only **F698**

81 cm high (46 cm deep)



Clear cover  
**F454**

Tray unit 71 x 81 cm  
Choose tote colour ☐ ☐

As shown (4 shallow, 6 deep) **F521**  
All shallow trays (16) **F523**  
All deep trays (8) **F522**  
Shelf only **F520**



Clear cover  
**F456**

Tray unit 106 x 81 cm  
Choose tote colour ☐ ☐

As shown (6 shallow, 9 deep) **F531**  
All shallow trays (24) **F533**  
All deep trays (12) **F532**  
Shelf only **F530**

102 cm high (46 cm deep)



Clear cover  
**F457**

Tray unit 71 x 102 cm  
Choose tote colour ☐ ☐

As shown (4 shallow, 8 deep) **F541**  
All shallow trays (20) **F543**  
All deep trays (10) **F542**  
Shelf only **F540**



Clear cover  
**F459**

Tray unit 106 x 102 cm  
Choose tote colour ☐ ☐

As shown (6 shallow, 12 deep) **F546**  
All shallow trays (30) **F548**  
All deep trays (15) **F547**  
Shelf only **F545**

Tray unit display sets



Clear cover **F825**

Tray display unit 106 cm **F583**

Choose tray colour ☐ ☐  
Includes 6 shallow, 6 deep trays, 6 magnets



Clear cover **F453**

Tray display unit 71 cm **F514**

Choose tray colour ☐ ☐  
Includes 4 shallow, 4 deep trays, 6 magnets

Accessories



Divider for Tray unit **F899**




Extra set of 10 magnets **H540**  
for use with whiteboard display



## Small carry crate, clear (G493)



Believe it when you see it!  
Transparent ends for a visual  
invitation to play.



Rounded corners are child-  
friendly and unbreakable.



Full-perimeter hand hold  
makes it easy to carry.



Carry crates are available in four sizes: small, medium, large, and corner.  
Crates of the same size stack.



Choose clear ends, or solid wood ends. Solid end choice includes one  
clip-on label holder.



# Carry crates

ECERS 19: 5.2 ITERS 2: 5.3, 15: 5.2

What's in the box? Children own this box! They own the contents, the play, the clean-up. They love the soft feel of the wood; how their hands can slide down the sides and pick it up. Sturdy beyond belief, your transporters and collectors will make sure these little storage units become part of the play.



Large carry crate **G496**

Fits Tray units made after January 2017



**NEW** Large carry crate, clear **G497**

Fits Tray units made after January 2017



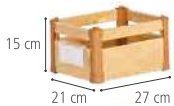
Medium carry crate **G494**

Fits Tote shelves



**NEW** Medium carry crate, clear **G495**

Fits Tote shelves



Small carry crate **G492**



**NEW** Small carry crate, clear **G493**



Corner carry crate **G498**



Children love these full-perimeter handles. They make the crates feel light and easy to manoeuvre.



Six label holders (for Carry crates)  
**G490**





# Roomscapes trays and totes

Organize your room with our collection of trays, totes, and crates. There are two main sizes: **Trays** are larger and fit the more spacious Tray shelves, while **Totes** are smaller and fit Tote shelves, and most of our other shelving.

Shallow totes

Deep totes and  
Medium carry crate

Shallow tray

Shallow tote, Large  
carry crate, and  
Small carry crate



**Open back shelf 124 x 81 cm**  
(F646) and **Corner shelf** (F673)



**Which do I have?** Tray shelves are deeper than Tote shelves.  
Measure your shelf to make sure you order the Tote or Tray that fits.



Carry crates of the  
same size stack.




A Shallow tote fits two Half totes  
or four Quarter totes.

## Trays

### For use with Tray units

Tray unit depth is 46 cm



#### Deep tray **F920**

Choose clear or cream ☐ ☐  
Base: 28 x 40 cm



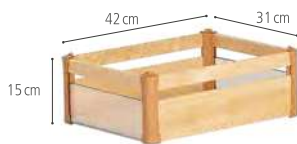
#### Shallow tray **F910**

Choose clear or cream ☐ ☐  
Base: 28 x 40 cm



#### Large carry crate **G496**

Fits Tray units made after January 2017



#### Large carry crate, clear **G497**

Fits Tray units made after January 2017

## Totes

### For use with Tote shelves

Tote shelf depth 37 cm



#### Deep tote **F890**

Choose clear or cream ☐ ☐  
Base: 23 x 30 cm



#### Shallow tote **F880**

Choose clear or cream ☐ ☐  
Base: 24 x 31 cm, fits A4



#### Medium carry crate **G494**

Base fits A4



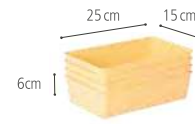
#### Medium carry crate, clear **G495**

Base fits A4

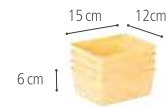


#### Six label holders (for Carry crates) **G490**

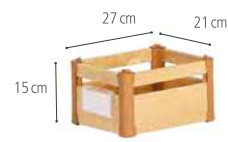
## Other



#### Four cream half totes **F981**



#### Four cream quarter totes **F991**



#### Small carry crate **G492**



#### Small carry crate, clear **G493**



#### Corner crate **G498**





# Roomscapes panels

ECERS 4: 5.3 ITERS 4: 7.3, 5.3

**Bamboo panels** define spaces with warm, natural tones. **Clear panels** enhance interaction and supervision. **Translucent and Rice grass panels** can form cosy spaces while still letting light through. **Display board panels** create a solid divider and provide display – note the cover options! Panel covers attach with Velcro. Combine panels with shelves to creatively divide your room. See page 76 for guidelines.

**Free service** Contact us for help with your room design.



**Bamboo panel**  
(F738)



**Display board panel**  
(F716)



**Rice grass panel**  
(F901)

## Display board covers

Attach a Clear, Mirror or Chalkboard cover to any display board panel or shelf with display board backing. Options are listed with each shelf or panel.



Clear cover



Mirror cover



Chalkboard cover

See p. 74

## Connectors & Accessories



Attach a **Mirror, Clear, or Chalkboard cover** to any display board panel.

**Roomscapes posts** connect shelves and panels.

**Roomscapes wings** stabilise panels.


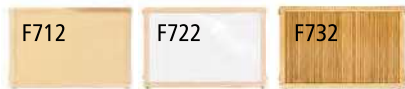
## 61 cm high


Display board **F711**

Clear cover **F821**

Mirror cover **F843**

Clear **F721**

Bamboo **F817**

Display board **F712**

Clear cover **F822**


Mirror cover **F844**

Chalkboard cover **F861**

Clear **F722**

Bamboo **F732**

Translucent **F801**

Rice grass **F901**

Display board **F713**

Clear cover (covers ½) **F821**

Mirror cover (covers ½) **F843**

Clear **F723**

Bamboo **F733**

## 81 cm high



Display board **F714**

Clear cover **F823**

Mirror cover **F846**

Chalkboard cover **F861**

Clear **F725**

Bamboo **F828**

Display board **F715**

Clear cover **F886**

Mirror cover (covers ⅔) **F846**

Chalkboard cover (covers ⅔) **F861**

Clear **F726**

Bamboo **F735**

Translucent **F802**

Rice grass **F902**

Display board **F716**

Clear cover (covers ½) **F823**

Mirror cover (covers ½) **F846**

Chalkboard cover (covers ½) **F861**

Clear **F727**

Bamboo **F736**

Adjustable panel **F748**

Fills odd-sized, non-modular gaps, so your partition can stretch across a room. 63 – 94 cm adjustment.

## 102 cm high


Translucent **F827**

## 122 cm high



Bamboo

**F738**


Bamboo

**F739**



# Roomscapes wave & curved panels

ECERS 4: 5.3, 5.2  
ITERS 4: 7.3, 5.3

Wave panels provide an eye-catching way to change the height of your Roomscapes partition. Children naturally gravitate to curves, which are more welcoming than hard corners and right angles. Translucent and Rice grass panels create elegant niches while letting in plenty of light and maintaining easy supervision.

**Free service** Contact us for help with your room design.



See p.74

## Connectors & Accessories



**Roomscapes posts** connect shelves and panels.

**Roomscapes wings** stabilise panels.

41 – 61 cm wave panels



Short bamboo wave 41 – 61 cm high  
**F818**



Short translucent wave 41 – 61 cm high  
**F808**



Bamboo wave 41 – 61 cm high  
**F741**



Clear wave 41 – 61 cm high  
**F724**



Translucent wave 41 – 61 cm high  
**F783**

61 – 81 cm wave panels



Short bamboo wave 61 – 81 cm high  
**F819**



Short translucent wave 61 – 81 cm high  
**F803**



Bamboo wave 61 – 81 cm high  
**F742**



Clear wave 61 – 81 cm high  
**F728**



Translucent wave 61 – 81 cm high  
**F784**



Rice grass wave 61 – 81 cm high  
**F903**

81 – 102 cm wave panel



Clear wave 81 – 102 cm high  
**F749**



Translucent wave 81 – 102 cm high  
**F785**

61 cm curved panels



Bamboo curved panel 61 cm  
**F813**

Translucent curved panel 61 cm  
**F904**

Rice grass curved panel 61 cm  
**F907**

81 cm curved panels



Bamboo curved panel 81 cm  
**F814**

Translucent curved panel 81 cm  
**F905**

Rice grass curved panel 81 cm  
**F908**



See p. 76

Roomscapes  
guidelines



# Roomscapes gates and arches

**ECERS** 14: 7.1 1: 5.3  
**ITERS** 4: 7.3, 5.3 3: 7.2, 5.2

Gates and arches communicate boundaries and pathways. These gates feature a latch that adults can open with one hand, but that is secure for children up to 24 months. They conform to EN 1930:2011 Safety Barriers. Roomscapes gates open both ways with a full 360° rotation to give you complete flexibility.

**Free service** Contact us for help with your room design.

## Gates need extra support.

Let us help you plan your order.

See p. 76

**Guidelines** for safely installing your gates

See p. 74

**Roomscapes posts** must be used to securely install gates



Gate hinges have no pinch points.



See p. 74

## Connectors & Accessories



**Roomscapes posts** connect shelves, panels, gates and arches.

**Roomscapes wings** stabilise panels.

## 61 cm high



Arch 43 x 61 cm **F832**



Arch 63 x 61 cm **F837**



Arch 94 x 61 cm **F831**

## 81 cm high



Arch 63 x 81 cm **F826**



Roomscapes compact gate **F481**  
Opening width: 60 cm



Roomscapes gate **F482**  
Opening width: 75 cm

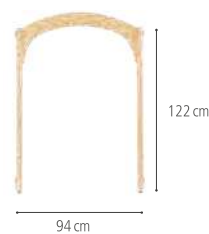
## 122 cm high



Mini arch 52 x 122 cm **F838**

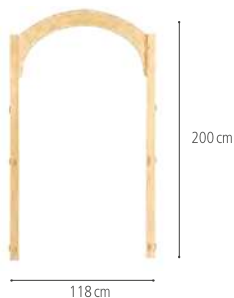


Mini arch panel **F839**



Arch 94 x 122 cm **F833**

## 200 cm high

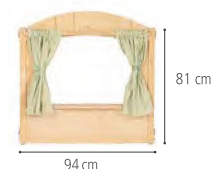


Teacher arch **F834**



Roomscapes entry **F840**  
Includes Teacher arch, two 81 cm posts and  
Roomscapes gate.  
Opening width: 75 cm

## Window panel



Window panel **F743**






# Roomscapes connectors & accessories



**Filler (F751)**  
Fillers finish the space between two shelves and two posts.



Hook spots are the secret to keeping the Flowie on the Branch.



**Roomscapes posts**  
connect shelves, panels and gates.  
See p.76 for guidelines.

## Display board covers

Attach a Clear, Mirror or Chalkboard cover to any display board panel or shelf with display board back. Options are listed with each shelf or panel.



Clear cover




Mirror cover




Chalkboard cover

## Connectors



**Roomscapes posts (6 cm diameter)**  
Posts connect to the couplings on Roomscapes shelves, panels, and gates to join them together.



**Roomscapes wall adapters (2 cm thick)**  
Attach a Wall adapter to the wall or other stable fixture so that it can support a post.



**Pair of Roomscapes wings F729**  
Stabilise Roomscapes panels with a pair of Wings. Not for use with doors or gates. Must be attached with 81 cm (or higher) post.



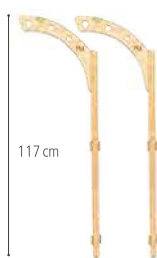
**Filler F751**  
Fills the space between two shelves and two posts.

## Branches and Flowies

How can you incorporate fabrics if you cannot attach anything to the walls of your room? These Branches offer a solution. Connect them to shelving or panels with posts at least 61 cm tall.



**Two high branches F812**



**Two low branches F811**

Flowies are transparent pieces of flame-resistant cloth netting. Drape them over branches or directly over furniture, and watch any table become a cave or a den.



**Flowie, Sage C707**  
218 cm x 310 cm



**Flowie, Sky C708**  
218 cm x 310 cm



**Flowie, Sand C709**  
218 cm x 310 cm

## Canopy

Fits on any 94 or 124 cm long shelf that is 61 or 81 cm high. You will need two Roomscapes posts to match the shelf height.



**Canopy F871**



# Using Roomscapes

A quick guide to planning your Roomscapes order.

## 1. Measure your space

For a room divider, measure the span to the nearest centimetre. If planning an entire room, you will need a floor plan with a full set of dimensions. This should include doors, windows and built-in features.

## 2. Know your goals

- How old are your children?
- What about storage?
- How accessible should the area be?

## 3. Choose your items

See individual pages for dimensions of products.



**Shelves** double as boundaries and display when used in a divider. See page 53



**Panels** provide a simple divider in various heights. See page 68



**Gates and Entries** allow or restrict access to a space. See page 72

## 4. Put it all together

Roomscapes shelves and panels connect without tools, using sturdy posts.



**Posts** connect Roomscapes products. Add 6 cm to your plan for each post. See page 74



**Wall adapters** attach posts to a wall. See page 74



**Wings** stabilise a run of panels. See page 74



**Adjustable panels** close odd gaps in a divider. See page 68




**Fillers** close the gap between two shelves. See page 74



Each shelf and panel has couplings on the sides where posts attach.



Posts slide onto the couplings. No tools needed!

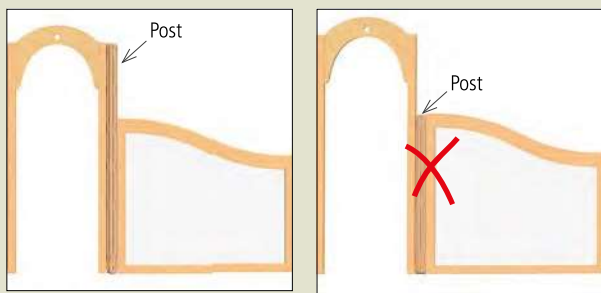


Shelves and panels can attach in 45 degree increments.

# Roomscapes guidelines

How to make safe and stable Roomscapes connections

## Posts

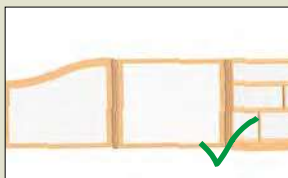


Always match post height to the highest piece it connects.


If you place panels on top of shelves or other panels to make a higher divider, the combined height should not exceed 122 cm.

## Panels and Arches

Never connect more than 2 panels in a row without stabilising them in one of the following ways:



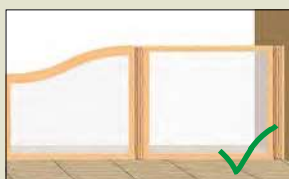
Add a shelf.



Create a 45° or 90° angle in the line of panels.



Use a pair of Wings (see p. 74).

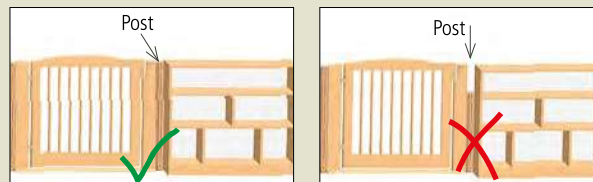


Attach to a wall (see Wall adapters p. 74).

- Panels must always be attached at both ends. (See illustrations above.)
- Never exceed 122 cm in height.
- Never end a straight line of panels with a single Corner shelf.
- A 61 or 81 cm high Corner shelf connected to a Teacher arch or Roomscapes entry must also connect to another panel, shelf, or wall adapter.

## Roomscapes Gates

Gates need extra support to be stable and safe.



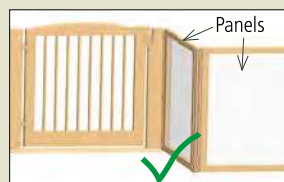
Supporting posts must be at least 81 cm high.




Attached shelves or panels must be at least 61 cm high.



A 61 or 81 cm high Corner shelf connected to a Roomscapes gate or compact gate must also connect to another panel, shelf, or wall adapter.



Panels must connect at a 45° or 90° angle to the Gate threshold.\*



63 cm long shelves must connect at a 45° or 90° angle to the Gate threshold.\*\*

\*Exception: the Roomscapes gate and compact gate may connect in a straight line with a panel if a pair of Wings (p. 74) is added to the hinge side.

\*\*Exception: the Roomscapes gate and compact gate may connect in a straight line with a 63 cm shelf, but only if the other side is connected to a 94 cm shelf (or longer), to a wall, or angled panels.

# Roomscapes sets

There are times when you want to design your own unique dividers and activity areas, tailored to exactly measured spaces in your room. And then there are times when a package deal is the faster, simpler solution.

These Roomscapes sets are at home practically anywhere, turning wide open spaces into cosy corners and appealing alcoves.

▶ **Video:**  
**How do I put it all together?**  
[communityplaythings.co.uk/rs-demo](https://communityplaythings.co.uk/rs-demo)



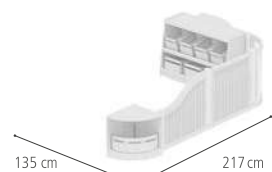
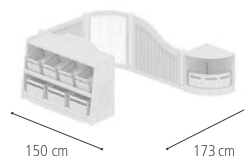
The Art and creative Roomscapes set is designed to transform the space in any classroom into an inviting and protected area where creativity can flourish.





200 x 150 cm

Other configurations



## Sensory area

**F944**

Warm bamboo and natural rice grass welcome children into this Sensory area. Includes both storage and display space.



Corner crate  
G498



Corner shelf  
F671



Post  
F752



Post x3  
F753



Bamboo wave  
F818



Rice grass curve  
F907



Bamboo panel  
F817

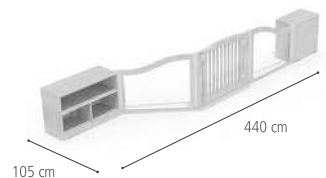



Craft shelf 3  
H585



243 x 209 cm

Other configurations



## Baby safe area

**F927**

Choose tote colour ☐ ☐

Roomy and versatile, this safe play area can be arranged in a corner, against a wall, or to partition a room.



Small browser box  
F770



Mirror cover  
F844



Tote shelf  
F551



Fixed shelf  
F661



Post x2  
F753



Post x2  
F754



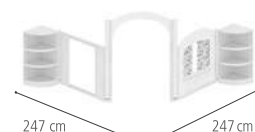
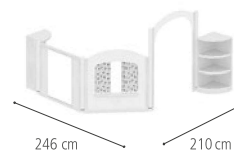
Roomscapes gate  
F482



Clear wave x2  
F728



Other configurations



Corner crate x2  
G498



Mirror cover  
F846



Corner shelf x2  
F675



Display panel  
F715



Window panel  
F743



Post x3  
F754



Post x2  
F756



Arch  
F833

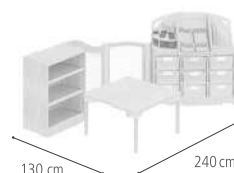
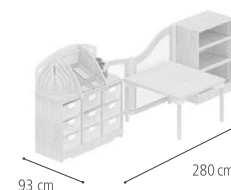
## Cosy nook

**F931**

A favourite set, these simple panels can create a nook almost anywhere.



Other configurations



MultiTable  
D293



Translucent curve  
F904



Post x2  
F753



Post  
F754



Translucent wave  
F803



Chalkboard cover  
F861



Adjustable shelf  
81cm F622



Supply unit 3  
H577

## Art and creative area

**F948**

Choose tote colour ☐ ☐

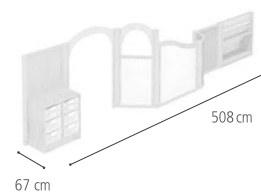
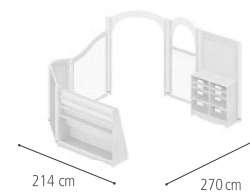
A beautiful space where creativity can flourish. Art supplies and mark-making tools are displayed attractively at child-height for easy access.



240 x 200 cm



Other configurations



## Focus corner

**F507**

Choose tote colour ☐ ☐  
Choose armchair colour ☐ ☐

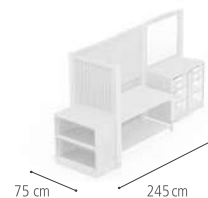
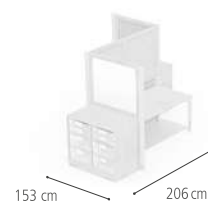
Step out of the bustle of a lively classroom into this beautiful calm space.



75 x 206 cm



Other configurations



## Workstation

**F926**

Choose tray colour ☐ ☐  
Choose chair size 2 or 3

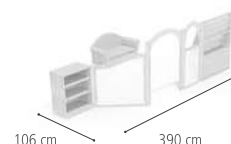
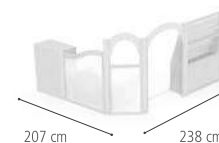
Here's a quiet alcove for concentrated learning.





223 x 232 cm

Other configurations



## Classroom reading corner

**F932**

Choose sofa colour ☐ ☐



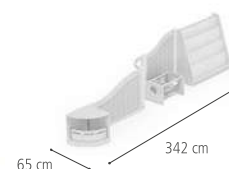
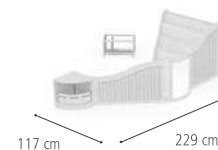
This inviting book area comes complete with display and storage. The Library shelf provides double-sided access with a space at the back to hold big books.





170 x 203 cm


Other configurations



## Toddler book corner

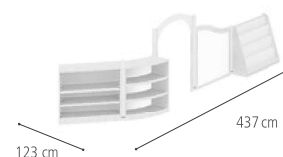
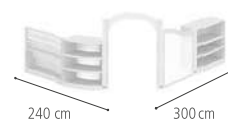
**F503**

Toddlers will love selecting their own book and settling down for a look. Simple and cosy, this book corner is designed to fit anywhere in your room.



169 x 313 cm

Other configurations



## Literacy corner

**F934**

This beautiful corner supports quality book time. Shelves face in or out so you can arrange them to suit your setting.









144 x 211 cm

Other configurations



## Toddler role play area

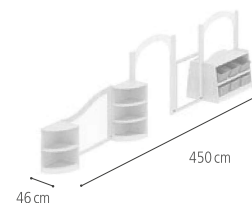
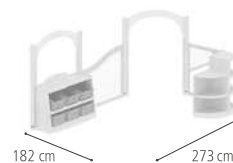
**F929**

An attractive little home corner to foster role play for the youngest ones. Staff can easily reposition the Sink and Cooker to suit children's play.



260 x 267 cm

Other configurations



## Role play, 3-5s

**F942**

Choose tote colour ☐ ☐

Table and chairs not included (see p.165)

This corner is as flexible as children's play. Includes a display panel and mirror.

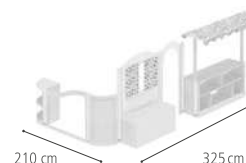
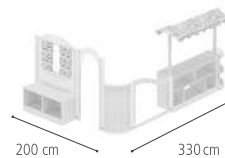






304 x 254 cm

Other configurations



## Classroom role play corner

**F943**

Table and chairs not included (see p. 165)

A versatile role play area with canopy and window, inviting happy interaction.



Filler  
F751

Corner crate x2  
G498

Medium carry  
crate x2 G494

Fixed shelf  
F612

Post  
F753

Corner shelf  
F673

Clear wave  
F728

Window  
panel F743

Post  
F754

Bamboo curve  
F814

Post x4  
F756

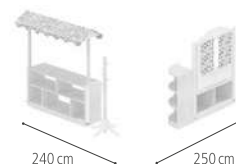
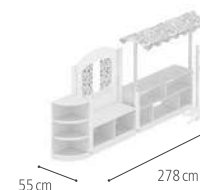
Mini arch  
F838

Canopy unit  
F872



240 x 331 cm

Other configurations



## Versatile play corner

**F938**

Shop today, puppet theatre tomorrow, this corner can be changed in size and options.



Filler  
F751

Medium carry  
crate G494

Large carry crate  
G496

Corner crate x2  
G498

Fixed shelf  
F612

Window  
panel F743

Corner  
shelf F675

Post  
F754

Post x2  
F756

Peg tree  
H559

Canopy unit  
F872



106 cm long x 122 cm high

## Puppet theatre

**F791**

Let the show begin! Here's a mobile puppet theatre with a built-in storage shelf and stage. Roll your show to where you want it, then flip down trim to stabilise.



192 cm x 46 cm  
(122 cm high)

## Display and discovery set

**F939**

Choose tray colour ☐ ☐

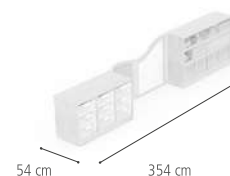
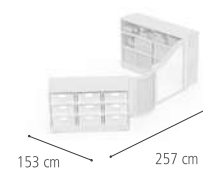
Corner shelves and magnetic whiteboard panel make an attractive display and worktop.





140 x 271 cm

Other configurations



## Construction area

**F928**

Choose tray colour ☐ ☐

This corner offers a defined area for young builders. Shelving includes storage for small-world props.



Quarter School set  
G461



Bamboo curve  
F813



Tray unit  
F586



Post x2  
F753



Post  
F754



Fixed shelf  
F645



Translucent wave  
F803



142 cm long x 149 cm high

## Canopy unit

**F872**

A canopy will add role play appeal to any room. The canopy can be taken off without tools and stored flat.



Open back  
shelf F644



Post x2  
F753



Canopy  
F871



80 x 125 cm space  
81 cm panel height



## Puffin nest

**F557**

Choose Flowie colour

A cosy place for little people. Branches allow fabric to be attached to help the space feel more enclosed.



Flowie, sand  
C709



Arch  
F826



Post x6  
F754



Bamboo  
panel F828



Translucent curve x2  
F905



Bamboo curve x2  
F814



Two high branches  
F812



106 x 106 cm

## HideAway cube

**F792**

Choose Flowie colour

Children need a safe corner for rest and retreat – a den from which to survey the action. The HideAway cube has space for solitude or one or two friends.



Flowie, sage  
C707



Mirror cover  
F846



Arch  
F831



Post x2  
F753



Bamboo  
wave F742




Translucent  
wave F784



Display panel  
F715



Post x2  
F754



124 x 100 cm space  
61–81 cm panel height

## Swallow nest

**F526**

Choose Flowie colour

Fits into a corner of your room. The two curved panels invite tots to snuggle in.



65 x 63 cm space  
61 cm panel height

## Wren nest

**F517**

Choose Flowie colour

Our smallest option, designed with one-year-olds in mind. A child can feel secluded while remaining visible.

