



Community Playthings



Who we are

Because we design and create furniture with our own children in mind, quality and beauty come naturally. Our products are crafted by men and women who belong to a Christian community and believe children deserve the best.

The exceptional work you do alongside our high-quality equipment creates an environment where childhood comes alive.


Quality craftsmanship & design

Children need play equipment that is safe, simple, natural and beautiful. Our furniture is modular and adaptable, enabling your environment to be changed and developed.

All products are made in our workshops in East Sussex and Kent; their solid wood construction and robust joinery make for furniture and play equipment that lasts decades.

Input from educators and leaders like you has guided our product design for over 70 years. You'll find our products give staff an environment that is an extremely effective "third teacher."

Children come first



Customer service

From product support to ordering and delivery, you have a UK-based account manager ready to answer any question you may have. Be sure to ask about our complimentary room layout service.

We provide free 2-week delivery anywhere in the UK, and all products come with a 15-year warranty. Our products come fully assembled and ready to use.

Safety & sustainability

We believe equipment for children should be durable and made in a way that preserves the world they will inherit. Crafted with children's health and safety as top priority, our products are free of any elements that are harmful for children or the environment. The wood we use is chain-of-custody certified and sustainably grown.





**Add a
warm welcome**
to your hallway, boot room, or
entryway. Whatever the weather,
there's a cloakroom solution
to suit your space! See pages 41–49

We'd love to help you choose!
Ring **0800 387 457**

NEW!
Clear carry crates
See page 65



Contents

Outdoor play	5
Outlast for toddlers	9
Outlast mud kitchen	15
Outlast arbour	19
Outlast storage	21
Outlast blocks	23
Outlast water play system	27
Outlast tables & benches.	33
Tricycles & scooters	37
Furniture.	39
Cloakroom furniture	41
Shelving	53
Panels	68
Roomscapes sets.	78
Book display.	91
Tables and chairs	95
Height guidelines	97
Tables	99
Chairs	107
Stacking stools.	111
Creative and messy.	115
Indoor sand and water.	117
Easels and art storage	123
Workbench	133
Blocks and trucks	135
Blocks	137
Trucks and aircraft	149
Role play.	151
Home corner furniture	153
Drama centre	159
Doll furniture	161
Soft seating	163
Active play	167
PlayFrame	169
Indoor riding toys	173
Sleep.	175
Dream Coracle.	177
Cots	179
Rest mats	181
Babies and toddlers.	183
Nursery gyms	185
ToddleBoxes	197
Changing tables	201
Gliders.	203
Chairs	205
Information	210
Room layout service.	210
Care	211
Healthy materials	212
Sustainability	213
Index	217



Outdoor play

Outlast for toddlers

page 9



Outlast mud kitchen

page 15



Outlast arbour

page 19



Outlast storage

page 21



Outlast blocks

page 23



Outlast water play system

page 27



Outlast tables and benches

page 33



Tricycles

page 37





Outlast

There's no better place for play and learning than the great outdoors! Extending your curriculum outside connects children with the natural environment on a daily basis. Extremely durable, weatherproof, and aesthetically pleasing, Outlast products will transform your outdoor space.



Weatherproof

Is it possible? Yes! Outlast products are made of acetylated wood, which has been proven to last for several decades in direct contact with the ground. Outlast will not warp, shrink, twist, or rot and does not need covered storage, whatever the weather.



Non-toxic

Acetylation is a treatment process that modifies wood at the molecular level, rendering it rot resistant without using any toxic substances. It's child-safe and environmentally friendly. "Safe enough to eat" is no exaggeration.



Durable

To complement the weatherproof wood, Outlast products are fastened with stainless steel hardware and UV-resistant rubber. Outlast is backed by our standard 15-year warranty.



The mark of
responsible forestry
FSC® C006924

Sustainable

Outlast is made with wood from well-managed, FSC® certified forests and other controlled sources.



Ultimate play value

Loose parts empower creativity and offer unlimited opportunities for problem solving, cooperative play and a whole lot of fun, rain or shine.



Easy care

Acetylated wood may eventually weather to a natural grey. Mud scrubs off with water and any standard detergent.

Toddler climbing set (W480)



Platforms and Balancing beams are sturdy and stable, even on uneven playground surfaces.



All edges are heavily rounded for safety.



Balancing beams make a handy bench too!



The modular, hexagonal platforms can be reconfigured easily by a teacher.

Toddler balancing sets



ITERS 16: 7.3

Young children need to move. Vigorous, active play is crucial to their development. These sets offer a wide and flexible range of gross motor play opportunities for children.

Completely stable yet portable units allow the teacher to reconfigure the outdoor area to meet the changing needs of children. The rot-proof wood and extremely durable construction will withstand year after year of active, outdoor play.

For ages 24–36 months



Toddler activity set **W485**

Includes Bridge, Tunnel, 2 Balancing beams, 2 Platforms 10 cm, 2 Platforms 20 cm, and 2 Platforms 30 cm



Toddler climbing set **W480**

Includes 2 Platforms 10 cm, 2 Platforms 20 cm, 2 Platforms 30 cm, and 2 Balancing beams



Toddler balancing set **W475**

Includes a Balancing beam and 2 Platforms 10 cm



Balancing beam **W476**



Weatherproof Wood? See page 7 to find out more.



Move and reconfigure Platforms and Balancing beams for endless active play opportunities that help children develop gross motor skills.



The Toddler balancing set is a safe challenge for two-year-olds.

Outlast tunnel (W482)

Wide feet for stability and shatterproof windows make exploration safe.



Outlast bridge (W483)

Smooth railings are the right height to support little ones just finding their feet.



A low threshold and gentle contour allow for easy travels.



All edges heavily rounded for safety.

Bridge and Tunnel



ITERS 16: 7.3

Up and over, in and out – these playthings satisfy a young toddler's constant need for exploratory movement. For older children, the bridge adds an exciting challenge to a trike path. Beautifully constructed from weatherproof wood, the Outlast line brings a natural look to your outdoor space, and will never rot or warp.

For ages 9–36 months



Weatherproof Wood? See page 7 to find out more.



Navigating the Tunnel is extra fun with a window to peek through; plus, a teacher can easily supervise the play and learning!



Outlast bridge **W483**



Outlast tunnel **W482**

Inside Tunnel diameter: 51 cm



Starter platform set **W470**

Includes 2 Platforms 10 cm, and 1 Platform 20 cm



Starter platform set
(W470)

Wood platforms will never rot, even after years of outdoor play!



Smooth, rounded handholds on larger platforms allow staff to reconfigure set-ups with ease.

Outlast toddler platform
30 cm (W473)

Outlast toddler platform
20 cm (W472)

Outlast toddler platform
10 cm (W471)



Create age-appropriate climbing structures for your youngest explorers.



Toddlers also need a retreat from constant activity. Turn a platform over to create a bin for loose parts play or a cosy nest for sitting in.

Toddler platforms



ITERS 16: 7.3

The innovative Toddler platforms are versatile and modular so teachers can create structures that invite exploration and active play. Platforms reconfigure easily to meet children's constantly expanding capabilities.

Durably constructed with weatherproof wood, these platforms will never rot.



Weatherproof Wood? See p. 7 to find out more.



Outlast toddler platform 30 cm W473
For ages 12–36 months



Outlast toddler platform 20 cm W472
For ages 9–36 months



Outlast toddler platform 10 cm W471
For ages 9–36 months



The unique hexagon shape allows you to create circular, multi-level pathways.



Movable units can be reconfigured to support the constantly expanding capabilities of toddlers.



Just the right height for child-friendly gardening!

Outlast classic kitchen 56 cm (W455)

The attractive backsplash gives the kitchen a protected feel, while providing convenient storage for utensils in the Outlast scoops.



Contoured basin and large drain allow the sink to empty completely. You'll never lose the tethered plug on this fixed sink.



Smooth countertops are just the right height for preschool chefs.

Outlast crates and Nature trays provide versatile and inviting storage options for natural loose parts.

The Counter, accessible from both sides, provides a large work surface for collaborative and creative play.



A place for everything—the tool holder keeps cooking utensils right at hand.

Outlast classic mud kitchen



ECERS 24: 7.3
ITERS 20: 7.2

This durable, weatherproof role-play kitchen will be right at home in any outdoor space, large or small. Dirt and water are the perfect recipe for hours of creative play, and the Outlast classic kitchen is built to handle any amount of mess and drama.

The Sink with its inspiring accessories instantly invites culinary exploration, while the large surface area of the Counter welcomes collaborative play.

For ages 3–6



Outlast classic kitchen 56 cm W455
Includes 2 deep crates, 6 Nature trays and 3 scoops



Outlast classic sink 56 cm W457
Includes deep crate, 2 Nature trays and 3 scoops

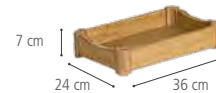


Outlast classic counter 56 cm W456
Includes deep crate and 4 Nature trays



Weatherproof wood? See p. 7 to find out more.

Accessories



Nature tray W446



Kitchen scoop set W444



Laboratory for learning. An indoor kitchen area traditionally fosters role play but take it outside, add natural materials, and you have exploratory science at its best!

Outdoor play

Outlast kitchenette 46 cm (W450)

The arch adds an aesthetically beautiful invitation to creative play—a sink, a shop, or a lemonade stand?



Contoured basin and large drain allow the sink to empty completely. You'll never lose the tethered plug on this fixed sink.



46 cm smooth counter tops are the perfect height for toddlers.

Outlast crates and Nature trays provide versatile and inviting storage options for natural loose parts.



The Counter, accessible from both sides, provides a large work surface for collaborative and creative play.



Nature trays are great for loose parts play.

Outlast mud kitchenette



ECERS 24: 7.3 ITERS 20: 7.2

Designed with a toddler's love of exploration in mind, the Outlast kitchenette will be a favourite destination day after day. Provide water, dirt, or natural loose parts and let the fun begin! Exceptionally durable, this furniture will withstand years of wet and messy play.

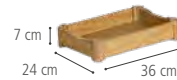
The intentionally simple and open design gives plenty of room for the unstructured, parallel play that toddlers thrive on.

For ages 1–3



Weatherproof wood? See p. 7 to find out more.

Accessories



Nature tray **W446**



Outlast kitchenette 46 cm **W450**
Includes 2 Shallow crates and 4 Nature trays



Outlast kitchenette sink 46 cm **W452**
Includes Shallow crate and 2 Nature trays



Outlast kitchenette counter 46 cm **W451**
Includes Shallow crate and 2 Nature trays



Placing your mud kitchen near a natural border gives it an enclosed feeling, fostering more focused, creative play.



Netted fabric easily attaches to buttons on the top of the Outlast arbour bench.

Outlast arbour (W460)



Convenient storage is key to a tidy outdoor classroom. Use the space under the benches to store natural materials or toys.



The Outlast arbour creates a protected but completely supervisable escape from the hustle and bustle of the outdoor area.

Outlast arbour



ECERS 24: 7.3 ITERS 20: 7.2

Instantly creating a cosy, protected den, the Outlast arbour provides an outdoor retreat for quiet activities, reading time, or role play.

Designed to be easily moved or rearranged, the Arbour can be used anywhere in your outdoor area. And, like all Outlast products, the weatherproof wood will withstand years of play in any climate.



Outlast arbour **W460**
Includes Canopy and 2 Arbour benches



Outlast arbour bench **W461**



Outlast canopy **W462**
Dimensions: 244 x 366 cm



Weatherproof wood? See p. 7 to find out more.



It doesn't need much. Use a single Arbour bench near a fence to create a defined play area.

Outlast storage unit (W303)

Handy catch to hold the doors open




Lockable latch for secure storage

Child-friendly doors have pinch-free hinges and rounded corners.



Includes levelling feet and additional levelling pads to aid stable placement on uneven ground.

Outlast storage bench (W331) Outlast crate (W323)



Double duty
Appropriate height for adult seating at point of play.



Tidy up the garden
Wood shelving will keep your outdoor space beautiful and welcoming.

Outlast storage



ECERS 8: 7.2, 7.1, 5.2, 5.1, 7:7.3

To help children keep the outdoor area tidy, the Storage unit neatly accommodates Outlast blocks and crates, and other outdoor toys. The waterproof roof protects resources, while spaces between floor slats provide ventilation and allow sand to drop out. Hose it out and the water drains.

The Outlast storage bench provides teacher seating, and fits two crates that neatly hold outdoor toys. Weatherproof wood and durable design provide year-round outdoor use in your garden or covered play area.



**Outlast storage set
W304**
Includes Storage unit
and 6 Crates
For ages 3 and older



**Outlast storage unit
W303**
For ages 3 and older



**Outlast storage bench
with two crates
W332**



**Outlast storage bench
W331**



Outlast deep crate W323
Three Outlast deep crates **W324**



Outlast shallow crate W333
Three Outlast shallow crates **W334**



Weatherproof wood? See p. 7 to find out more.



Convenient shelf height provides visible, easy access for children and staff.



Child-friendly blocks are rugged, with no sharp edges or toxins. The child-sized handholds make carrying easy.

Blocks and ramps are compatible. Their innovative interlocking feature facilitates the creation of sturdy structures on uneven ground.



Outlast blocks are robust and develop gross motor skills.



Excellent play value. There's nothing like loose parts to encourage constructive play.



Interlocking blocks and planks make it possible to build and play on uneven ground.

Outlast block sets



ECERS 8: 7.2, 7.1, 5.2, 5.1

Outlast encourages imaginative play, child-directed discovery and learning in the great outdoors. Interlocking blocks and planks form the basis of this innovative constructive play system.

Reinforced with UV-resistant rubber corners and stainless steel hardware, Outlast blocks earn their 15-year warranty.

For ages 3 and older

Only school sets include longest blocks and planks



School complete set **W388**
96 pieces



Nursery classic set **W386**
64 pieces



School intro set **W387**
27 pieces



Nursery intro set **W385**
22 pieces



Weatherproof wood? See p. 7 to find out more.

Blocks included	W385	W386	W387	W388
14 cm (1-hole) block	2	6	2	8
28 cm (2-hole) block	4	12	4	16
56 cm (4-hole) block	3	9	3	12
112 cm (8-hole) block	0	0	2	4
14 cm (1-hole) plank	2	6	2	8
28 cm (2-hole) plank	3	9	3	12
42 cm (3-hole) plank	1	3	1	4
56 cm (4-hole) plank	3	9	3	12
112 cm (8-hole) plank	0	0	3	6
Steering wheel	2	6	2	8
28 cm ramp	1	2	1	3
56 cm ramp	1	2	1	3
Total Pieces	22	64	27	96



School complete set with storage **W390**
Includes Outlast storage unit with 40 blocks,
42 planks, 8 steering wheels and 6 ramps



Nursery classic set with storage **W389**
Includes Outlast storage unit with 27 blocks,
27 planks, 6 steering wheels and 4 ramps



Outlast ramps allow children to explore the basic principles of physics the best way – through play!



UV-resistant bumpers reduce impact when blocks are dropped. Stainless steel hardware throughout.



Wide wheel base and 28 cm all-terrain wheels make this the sturdiest wheelbarrow around.

Perfect proportions:
The Wheelbarrow bed is designed to hold an Outlast crate.



Add a Flow pan to combine block play with water play for the ultimate outdoor constructive play experience.



Build a mud kitchen with the modular Outlast crates, blocks and planks. See page 21 for crates.

Outlast blocks & wheelbarrow



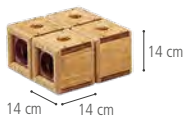
ECERS 8: 7.2, 7.1, 5.2, 5.1

Made of acetylated wood, Outlast items are rugged and exceptionally durable. The entire system is modular: crates share outside dimensions with blocks so they can be incorporated into block structures.

For ages 3 and older



**Outlast wheelbarrow
W322**



**Four 14 cm blocks
W311**



**Four 14 cm planks
W315**



**Two 28 cm blocks
W312**




**Four 28 cm planks
W316**



**Four 42 cm planks
W317**



**Two 28 cm ramps
W336**



**One 56 cm block
W313**




**Four 56 cm planks
W318**



**Two steering wheels
W321**



**Two 56 cm ramps
W337**



**One 112 cm block
W314**



**Two 112 cm planks
W319**



Outlast flow pan W439
Base: 49 x 22 cm



**Two 56 cm ramps
and two 28 cm ramps
W338**



Weatherproof wood? See p. 7 to find out more.



This tough little wheelbarrow satisfies a child's need to haul and dump.

Outlast cascade play centre double (W445)

The child-friendly plug in the clear Flow pan allows children to freely experiment with water flow.



Built to last

There's no exposed end grain to split or splinter. Thick, curved legs provide a stable base.



Convenient storage

Two sizes of durable crates keep everything organised. The slatted shelves allow sand and water to run through.



Outlast flow pan fits securely onto Outlast streambed or Water play tables.



Streambed trays remove easily for clean-up.

Outlast cascade



ECERS 23: 7.1, 5.1 ITERS 21: 7.2, 5.3

Running water has always fascinated children, and the Outlast cascade is the perfect way to safely incorporate it into your outdoor play area. Experience real-life erosion, flood control and experimentation with natural loose parts.

Be warned: these products invite exploration and things will get messy. But don't worry! Built of weatherproof acetylated wood, they will withstand years of serious play.



Weatherproof wood? See p. 7 to find out more.



The water is recycled the old-fashioned way: by hand! Bucket brigades build cooperation, team work and communication skills.



Outlast cascade play centre double **W445**

Includes Streambed, Single water table 46 cm, Double water table 61 cm, two Flow pans, 3 Deep crates and 1 Shallow crate



Outlast cascade play centre single **W443**

Includes Streambed, Single water table 46 cm, Single water table 61 cm, Flow pan, 1 Deep crate and 1 Shallow crate



Outlast cascade **W440**

Includes Streambed, Single water table 46 cm, Flow pan and 1 Shallow crate

Accessories



Outlast flow pan **W439**



Outlast deep crate **W323**
Three Outlast deep crates **W324**



Outlast shallow crate **W333**
Three Outlast shallow crates **W334**



Outlast double water table set 61 cm (W435)

The child-friendly plug in the clear Flow pan allows children to freely experiment with water flow.



Convenient storage is key to a tidy outdoor classroom! Two sizes of durable crates keep everything organised.



Plenty of room for sand castles on the wide, smooth space around the pans.



Done for today? A sturdy lid tidily covers the pans. Curved handholds serve as vents to allow moist sand to dry out.

Outlast double water tables



ECERS 23: 5.1, 7.1
ITERS 21: 5.3, 7.2

Here's a rock-solid, weatherproof sand and water table to give even more opportunity for outdoor sensory play. Add loose parts and simple containers and you have a recipe for hours of open-ended, irresistible play. Choose from two age-appropriate heights (46 cm or 61 cm).



Weatherproof wood? See p. 7 to find out more.



Outlast double water table set 61 cm W435
Includes table, shelf, 2 pans, 2 lids, Flow pan and 3 Deep crates
For ages 4–6



Outlast double water table set 46 cm W430
Includes table, shelf, 2 pans, 2 lids, Flow pan and 3 Shallow crates
For ages 2–4



Outlast double water table 61 cm W433
Includes table, shelf, 2 pans and 2 lids
For ages 4–6



Outlast double water table 46 cm W432
Includes table, shelf, 2 pans and 2 lids
For ages 2–4



The generous size of the Double water table naturally fosters important social skills such as communication and cooperative play.

Accessories



Outlast flow pan **W439**



Outlast deep crate **W323**
Three Outlast deep crates **W324**



Outlast shallow crate **W333**
Three Outlast shallow crates **W334**

Outlast single water table set 46 cm (W420)



Built to last

There's no exposed end grain to split or splinter. Thick, curved legs provide a stable base.



Easy drainage

Large bore drain with a child-resistant plug makes clean-up fast and easy.



Done for today? A sturdy lid tidily covers the pan. Curved handholds serve as vents to allow moist sand to dry out.

Outlast single water tables



ECERS 23: 7.1, 5.1
ITERS 21: 7.2, 5.3

It's called a Water table, but don't let that limit you! Fill it with sand, soil, pine cones, or any other natural material. The durable, super-stable construction ensures years of hands-on exploration and sensory learning. Choose from two age-appropriate heights (46 cm or 61 cm).



Weatherproof wood? See p. 7 to find out more.



Outlast single water table set 61 cm
W425
Includes table, shelf, pan, lid, Flow pan and deep crate
For ages 4–6



Outlast single water table set 46 cm
W420
Includes table, shelf, pan, lid, Flow pan and shallow crate
For ages 2–4



There's plenty of room for sand castles on the wide, smooth space around the pans. Having enough work surface encourages constructive play.



Outlast single water table 61 cm
W423
Includes table, shelf, pan and lid
For ages 4–6



Outlast single water table 46 cm
W422
Includes table, shelf, pan and lid
For ages 2–4

Accessories



Outlast flow pan **W439**



Outlast deep crate **W323**
Three Outlast deep crates **W324**



Outlast shallow crate **W333**
Three Outlast shallow crates **W334**

Medium rectangular play table set (W354)

Child-sized

Choose the appropriate table and bench height for ergonomic, comfortable seating.



Smooth table surface

Tongue and groove boards lock into each other.



Safe

Super-stable benches won't tip – even when used as balancing beams.



Easily movable tables and benches allow you to take your picnic to any corner of the garden!



Unattached benches are much more fun and can support active, open-ended play.

Outlast play tables & benches

ECERS 7: 7.3

There's no better place for learning than the great outdoors. This line of extremely durable, child-sized tables and benches will help take all aspects of your curriculum outside.

The smooth water-resistant surface invites picnics, group activities or independent projects. The unattached benches provide flexible seating arrangements and inspire active play such as balancing and transporting.



School rectangular play table set W356
Includes a 56 cm table and two 35 cm benches
For ages 6–11



High rectangular play table set W355
Includes a 50 cm table and two 30 cm benches
For ages 4–7



Medium rectangular play table set W354
Includes a 46 cm table and two 25 cm benches
For ages 3–6



Low rectangular play table set W353
Includes a 40 cm table and two 20 cm benches
For ages 2–4



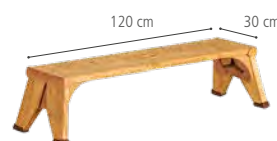
Weatherproof wood? See p. 7 to find out more.



Smooth table surface enables you to take traditionally indoor activities like painting or mark-making outside.



Rectangular Outlast play table W352
Seats up to 8. Specify 40, 46, 50 or 56 cm table height.



Outlast bench
20 cm bench **W372**
25 cm bench **W373**
30 cm bench **W374**
35 cm bench **W375**

Medium square play table set (W344)



Smooth table surface
Tongue and groove boards lock into each other.

Child-sized

Choose from four sizes for ergonomic, comfortable seating.

Stable

Wide stance of curved legs prevents tipping and provides generous room for children's legs.



Robust and durable tables and seats enable outdoor learning. Students will find the table surface smooth enough to accommodate any activity.



Enough counter space for everyone! Tables and seats provide those extra surfaces needed for messy play in the sandpit.

Outlast play tables & seats

ECERS 7: 7.3

Rugged and versatile, Play tables and seats provide the perfect surface for open-ended outdoor activities from art projects to sand play. Solidly constructed with acetylated wood, Outlast equipment won't rot or warp, ensuring years of outdoor play and learning in any climate.



School square play table set W346
Includes a 56 cm table and two 35 cm seats.
For ages 6–11



High square play table set W345
Includes a 50 cm table and two 30 cm seats.
For ages 4–7



Medium square play table set W344
Includes a 46 cm table and two 25 cm seats.
For ages 3–6



Low square play table set W343
Includes a 40 cm table and two 20 cm seats.
For ages 2–4



Weatherproof wood? See p. 7 to find out more.



Bring on the messy, creative play! Outlast can withstand it all.



Square Outlast play table W342
Specify 40, 46, 50 or 56 cm table height.



Outlast seat
20 cm seat **W362**
25 cm seat **W363**
30 cm seat **W364**
35 cm seat **W365**



Physical development: Child-sized design and convenient handhold allows for easy transport by children.



Totstar (R215)

Starter scooter (R301)

Roadstar II tricycle (R213)

This could be the last year you need to buy trikes for a long time. The 25 mm steel tubing can really take a beating.



Sealed ball bearings routinely handle 15 years of vigorous triking without maintenance.

Tricycles & Scooters

ECERS 8: 7.2, 5.2 ITERS 16: 7.3, 5.5

Your Roadstar comes ready to roll right out of the box. With the toughest frame on the market, our Tricycles endure the rigorous play of children, year after year.



Roadstar I tricycle R211

For ages 2–4

Weight: 9 kg. Front wheel diameter: 28 cm



Roadstar II tricycle R213

For ages 4–6

Weight: 10 kg. Front wheel diameter: 33 cm



Active play is a necessity. There's nothing like wheels to get children moving!



Totstar R215

For ages 2–4

Weight: 7 kg. Front wheel diameter 20 cm



Starter scooter R301

For ages 2–5

Wheel diameter 20 cm, 18 cm



See p.173

Don't miss our indoor riding toys



Furniture

Cloakroom furniture

page 41



Shelving

page 53



Panels

page 68



Roomscapes sets

page 78



Book display

page 91





Cloakroom furniture

Our space-saving cubbies will transform your entry into a welcoming and clutter-free zone. A well-designed cloakroom gives children an organised, inviting place of their own.

Contact us for tips on how to get started.



Cubbies and benches

Wall-mounted storage is the most compact cloakroom solution, and ideal for children of all ages. Find the right combination of shelves, cubbies and benches for your area. See page 43.



Coat storage units

When fixing to the wall is a problem, these units are the solution. Use as an island with two back to back, or place them against the wall. See page 45.



Mobile Units

Cloakroom on wheels. Roll out the storage with a space for everything. See pages 47–49.



Welly storage

Clean and tidy storage for muddy boots. See page 49.

Wall-mounted storage shelf (A304)
8 Deep totes (F890)



Wall-mounted storage
 Extra clothing, PE kit or bike helmets stow neatly in Deep totes.

Wall cubbies 8 (A314)



Clear pockets hold parent-teacher communication or artwork in a safe space.



Labels are easy for teachers to change out, and there's even space for a photo.

Low bench (A307)



Easy to clean
 Water or dirt falls through plastic grates in benches. Slide a broom or mop underneath to clear it away.



This Wall-mounted storage shelf adds extra space above the cubbies – exactly where teachers and parents like it.



Promote independence with child-accessible cubbies and hooks. Personalise lockers with a name and photo.

Cubbies and benches




ECERS 4: 7.2, 9: 7.3 ITERS 2: 7.1, 5.3, 5.1

Wall cubbies

Choose the perfect shelf, cubby, and bench combination to fit your setting. Use the chart below to fasten the cubbies at the age-appropriate height.

Age of child (years)	2	3	4	5	6
Height to bottom of cubby (cm)	75	81	87	92	99



Premium wall cubbies 4,
130 cm **A319**
2 coat hooks per child



Premium wall cubbies 2,
66 cm **A318**
2 coat hooks per child



Wall cubbies 6,
130 cm **A317**
2 coat hooks per child



Wall cubbies 3,
66 cm **A316**
2 coat hooks per child




Wall cubbies 8, 130 cm
A314
1 coat hook per child



Wall cubbies 4, 66 cm
A313
1 coat hook per child

Wall shelves

Add this shelf above your cubbies for parent and teacher-accessible storage. Wall-mounted storage shelves hold Deep totes to keep everything tidy and organised; see options on page 66.



Wall-mounted storage shelf
130 cm **A304**
Fits 8 Deep totes



Wall-mounted storage shelf
66 cm **A303**
Fits 4 Deep totes

Low benches

Our Low bench provides seating and shoe storage combined. It accommodates footwear with a maximum height of 14 cm. For welly storage options, see page 49.



Low bench 130 cm
A307
Maximum footwear height: 14 cm



Low bench 66 cm
A306
Maximum footwear height: 14 cm



Low benches provide shoe storage as well as seating.

Wellies this way!
See page 49.

Coat storage unit 6 (A326) x2

Labels are easy for teachers to change out, and there's even space for a photo.



Clear pockets hold parent-teacher communication or artwork in a safe space.



Gap behind bench allows coats to hang down, leaving space to sit comfortably.

Easy to clean

Water or dirt falls through plastic grates in cubbies. Slide a broom or mop underneath to clear it away.



Children can put away shoes and coats independently in this easy-to-access Coat storage unit.



The Coat storage trolley fits into any available space – roll it out when you need it!

Coat storage units



ECERS 4: 7.2, 9: 7.3 ITERS 2: 7.1, 5.3, 5.1

Use these all-in-one units for tidy storage that children can access easily. Each style varies in space per child. Select the unit that best fits the floor space of your setting. Combined with our Welly storage, there's a place for everything.

Must be placed against a wall or back-to-back. No fasteners needed.
Coat hooks are 93 cm off the floor.



Up and out of the way, the Wall-mounted storage shelf holds up to eight Deep totes for extra items.



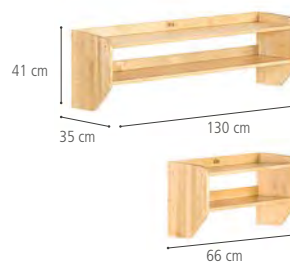
Premium coat storage unit 4
A324
For 4 children
2 coat hooks per child



Coat storage unit 6
A326
For 6 children
2 coat hooks per child



Coat storage unit 8
A328
For 8 children
1 coat hook per child



Wall-mounted storage shelf 130 cm
A304
Fits 8 Deep totes (see p. 66)

Wall-mounted storage shelf 66 cm
A303
Fits 4 Deep totes (see p. 66)



Coat storage trolley
A300
For 12 children
Coat pegs are 80 cm off the floor
1 coat peg per child



See p. 49 **Welly storage**

Coat storage trolley (A300)



Easy to clean

Water or dirt falls through plastic grates in cubbies. Slide a broom or mop underneath to clear it away.

Castors enable easy movement and can be locked in place.



Clear pockets hold parent-teacher communication or artwork in a safe space.



Labels are easy for teachers to change out, and there's even space for a photo.

Wall pegs with labels 6 (A737)



Peg rail 6 (A747)



Coat storage trolley

ECERS 4: 7.2, 9: 7.3 ITERS 2: 7.1, 5.3, 5.1

Wheel it to where it's needed and store it where convenient. Here's a trolley designed to hold 12 children's belongings (6 per side). Used in combination with the Mobile welly storage, you'll have a complete cloakroom on wheels.

Coat pegs are 80 cm off the floor



Coat storage trolley A300
For 12 children
One coat peg per child



The Coat storage trolley rolls right to the door, keeping the mess out of your room.



Wellies this way.
Turn the page!




Coat pegs

ECERS 4: 7.2, 9: 7.3 ITERS 2: 7.1, 5.3

Sturdy wooden coat pegs with jacket hooks may be all you need. Wall pegs can be personalised by adding a name and photo.



Wall pegs with labels 8 A738



Wall pegs with labels 6 A737



Peg rail 8 A748



Peg rail 6 A747

Wall-mounted welly storage (A301)



Footprints show children where to place their wellies.



Offset shelves save space and drain away water without dripping on other wellies.

Upright, of course!

Children will instantly understand where and how to put their wellies away – and there's no need to touch muddy soles.

Castors enable easy movement and can be locked in place.



Mobile welly storage (A302)



Tight on space? The double-sided Mobile welly storage holds 48 pairs of children's wellies for a neatly compact solution.



Encourage independence. Matching their wellies to the footprints turns the chore of tidying away footwear into a puzzle that children can solve all on their own.

Welly storage

ECERS 2: 7.1, 5.1 ITERS 2: 7.1, 5.1

Here's space-saving welly storage that will keep your setting tidy and welcoming. Children can put away their footwear independently, and there's an individual space for everyone.

The double-sided Mobile welly storage can be rolled right to your entrance. Choose the wall-mounted version to bring order to cramped cloakrooms or narrow corridors.

For indoor use only.



Mobile welly storage A302

Holds 48 pairs

Maximum welly height: 25 cm



Wall-mounted welly storage A301

Holds 24 pairs

Maximum welly height: 25 cm

Mounting hardware not included



Wall-mounted welly storage is the perfect choice for small spaces. Slide a broom or mop underneath to clear away dirt or mud.



High bench 130 cm A309

Maximum footwear height: 24 cm



High bench 66 cm A308

Maximum footwear height: 24 cm



The High bench accommodates most children's wellies.



Roomscales

A one-stop-shop for classroom layout and storage, Roomscales is a combination of shelving, panels and gates that connect to enable you to landscape your room. No tools needed. Whether you're looking for a single shelf or a complete refurbishment, Roomscales has what you need.

See p. 76

Guidelines on how to plan your order

The perfect shelf

Looking for a sturdy, mobile shelf? Pick just the right one from our wide range of Roomscales shelving starting on page 53.



Room dividers

Use Roomscales panels with shelving and connecting posts to create a flexible dividing wall. Find panels and ideas for building dividers starting on page 68.



Activity areas

Use shelving, panels and more to create well-defined learning centres. See some ready-made activity areas under "Roomscales sets" starting on page 78.



Whole classrooms

Need a complete furniture plan for your classroom or setting? Call about our room layout service.



Furniture



Mobility is built in! Just flip up the trim and roll to a new location.



Flip the trim back down again for a perfectly stationary shelf.



Shelves and panels connect using sturdy posts – no tools needed.

Roomscapes shelves

Shelf styles

Roomscapes shelves help you create the right learning environment for children. Use them to clearly define activity areas, creating a sense of order. Their solid birch construction delivers natural beauty that will last for years to come.



Tray & Tote shelves (p. 60–62)



Adjustable shelves (p. 56)



Corner & Sweep shelves (p. 58)



Shelves with doors (p. 56)



Fixed shelves (p. 54)



Library shelves (p. 91)


Shelf backs

Shelves with display board backs allow for creativity with optional back covers. Translucent back shelves let in light and improve supervision. Open back shelves give a spacious feel, more air flow, and access from both sides.



Shelf back covers

Use a cover on any shelf with a display board back. Choose from three options: the mirror cover is perfect for a toddler's self-discovery phase, the clear cover protects artwork, and the chalkboard cover creates a mini mark-making station. Covers are cleanable, attach with Velcro, and allow you to use both sides of the shelf.



Roomscapes fixed shelving

ECERS 2: 7.1 ITERS 2: 7.3, 5.3

Solidly divided space for blocks, books or anything that needs its own niche. Precision joints give each shelf strength and rigidity. **Shelves with display board backing** provide display and storage space. **Translucent back shelves** let in light and improve supervision. **Open back shelves** allow access from both sides.

All shelves are 37 cm deep.

Free service Contact us for help with your room design.



Translucent back shelf 124 x 61 cm (F648)



Flip up hidden wheels to move shelf.

See p. 74

Connectors & Accessories



Roomscapes posts connect shelves and panels.

Back covers add visual stimulation and attach to any shelf with display board backing.

A **Roomscapes canopy** adds character to your room.

41 cm high (37 cm deep)



Translucent back shelf
94 x 41 cm **F615**



Clear cover **F858**
Mirror cover **F841**

Fixed shelf 94 x 41 cm **F612**



Translucent back shelf
124 x 41 cm **F614**

102 cm high (37 cm deep)



Clear cover **F887**
Mirror cover
(covers $\frac{1}{3}$) **F846**
Chalkboard cover
(covers $\frac{1}{3}$) **F861**

Fixed shelf 124 x 102 cm **F647**

61 cm high (37 cm deep)



Translucent back shelf
94 x 61 cm **F663**



Open back shelf 94 x 61 cm **F662**



Clear cover **F852**
Mirror cover **F844**
Chalkboard cover **F861**

Fixed shelf 94 x 61 cm **F661**



Translucent back shelf
124 x 61 cm **F648**



Open back shelf 124 x 61 cm **F644**



Clear cover **F853**
Mirror cover **F845**
Chalkboard cover
(covers $\frac{3}{4}$) **F861**

Fixed shelf 124 x 61 cm **F643**
Holds the Quarter school set of unit blocks (page 138)

81 cm high (37 cm deep)



Translucent back shelf
94 x 81 cm **F664**



Open back shelf 94 x 81 cm **F667**



Clear cover **F855**
Mirror cover
(covers $\frac{2}{3}$) **F846**
Chalkboard cover
(covers $\frac{2}{3}$) **F861**

Fixed shelf 94 x 81 cm **F665**



Translucent back shelf
124 x 81 cm **F649**



Open back shelf 124 x 81 cm **F646**



Clear cover **F856**
Mirror cover
(covers $\frac{1}{2}$) **F846**
Chalkboard cover
(covers $\frac{1}{2}$) **F861**

Fixed shelf 124 x 81 cm **F645**
Holds the Half school set of unit blocks (page 138)

Roomscapes adjustable shelving

ECERS 2: 7.1
ITERS 2: 7.3, 5.3

Now you can customise your storage space according to your needs. Add and adjust shelves without tools. For lockable storage, choose the option with doors.

All shelves are 37 cm deep.

Free service Contact us for help with your room design.



Adjustable shelf
124 x 61 cm (F641)



Easy shelf placement with supports. Designed to prevent shelves from sliding out.



Flip up hidden wheels to move shelf.



Doors can be locked to provide safe storage. Open with key provided, or similar flat object.

See p. 74

Connectors & Accessories



Roomscapes posts connect shelves and panels together.

Chalkboard cover can attach to most display board-backed shelves.

61 cm high (37 cm deep)



Clear Cover **F851**
Mirror Cover **F843**

Adjustable shelf 63 x 61 cm
F621

Additional single 63 cm shelf **F602**



Clear cover **F852**
Mirror cover **F844**
Chalkboard cover **F861**

Shelf with doors 94 x 61 cm
F632

Additional single 94 cm shelf **F603**



Clear cover **F852**
Mirror cover **F844**
Chalkboard cover **F861**

Adjustable shelf 94 x 61 cm
F631

Additional single 94 cm shelf **F603**



Clear cover **F853**
Mirror cover **F845**
Chalkboard cover (covers $\frac{3}{4}$) **F861**

Adjustable shelf 124 x 61 cm
F641

Additional single 124 cm shelf **F604**

81 cm high (37 cm deep)



Clear cover **F854**
Mirror cover **F846**
Chalkboard cover **F861**

Adjustable shelf 63 x 81 cm
F622

Additional single 63 cm shelf **F602**



Clear cover **F855**
Mirror cover (covers $\frac{2}{3}$) **F846**
Chalkboard cover (covers $\frac{2}{3}$) **F861**

Shelf with doors 94 x 81 cm
F634

Additional single 94 cm shelf **F603**



Clear cover **F855**
Mirror cover (covers $\frac{2}{3}$) **F846**
Chalkboard cover (covers $\frac{2}{3}$) **F861**

Adjustable shelf 94 x 81 cm
F633

Additional single 94 cm shelf **F603**



Clear cover **F856**
Mirror cover (covers $\frac{1}{2}$) **F846**
Chalkboard cover (covers $\frac{1}{2}$) **F861**

Adjustable shelf 124 x 81 cm
F642

Additional single 124 cm shelf **F604**

102 cm high (37 cm deep)



Clear cover **F879**
Mirror cover (covers $\frac{2}{3}$) **F846**
Chalkboard cover (covers $\frac{2}{3}$) **F861**

Adjustable shelf 63 x 102 cm
F623

Additional single 63 cm shelf **F602**

Shelf back covers


Attach a Clear, Mirror or Chalkboard cover to any of these shelves. Options are listed with each shelf.



Clear cover



Mirror cover



Chalkboard cover

Roomscapes corners & sweeps

ECERS 2: 7.1 ITERS 2: 7.3, 5.3

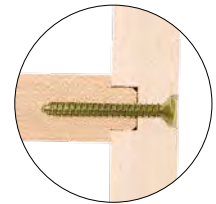
Sweep shelves add elegance to any room, and Corner shelves complete a run of Roomscapes with an aesthetic touch. Their curves soften the building's straight lines and right angles.

All shelves are 37 cm deep.

Free service Contact us for help with your room design.



Translucent back sweep
61 cm (F625)



Strong

Shelves are built with mortise and tenon joints, the strongest in woodworking.

See p. 74

Connectors & Accessories



Roomscapes posts connect shelves and panels.

Corner crates fit perfectly in a Corner shelf.

41 cm high



Corner shelf 41 cm
F671



Translucent back sweep 41 cm
F624



Translucent back inside sweep 41 cm
F627

61 cm high



Corner shelf 61 cm
F673



Translucent back sweep 61 cm
F625



Translucent back inside sweep 61 cm
F628

81 cm high



Corner shelf 81 cm
F675



Translucent back sweep 81 cm
F626



Translucent back inside sweep 81 cm
F629

Accessories



Corner crate **G498**
For more Carry crates see p.65

Roomscapes tote shelving

ECERS 2: 7.1 ITERS 2: 7.3, 5.3

Essential for an organised classroom. Sturdy dividers adjust the spacing to hold shallow or deep totes. Medium carry crates fit Tote shelves too – see page 66.

All shelves are 37 cm deep.

Free service Contact us for help with your room design.



Tote shelf 124 x 61 cm (F684)



Clear covers

Display board backs provide a surface for hanging artwork at the children's level.



Customise your storage space with adjustable dividers.



Flip up hidden wheels to move shelf.

See p. 74

Connectors & Accessories



Roomscapes posts connect shelves and panels.

Back covers add visual stimulation and can attach to any shelf with display board backing



Totes and Carry crates provide tidy storage. Options available on page 66.

61 cm high (37 cm deep)



Clear cover **F851**
Mirror cover **F843**

Tote shelf 63 x 61 cm

Choose tote colour ☐ ☐

As shown (4 shallow, 4 deep) **F681**

All shallow (12) **F552**

All deep (6) **F551**

Shelf only **F691**



Clear cover **F852**
Mirror cover **F844**
Chalkboard cover **F861**

Tote shelf 94 x 61 cm

Choose tote colour ☐ ☐

As shown (6 shallow, 6 deep) **F556**

All shallow (18) **F555**

All deep (9) **F682**

Shelf only **F692**



Clear cover **F853**
Mirror cover **F845**
Chalkboard cover
(covers $\frac{3}{4}$) **F861**

Tote shelf 124 x 61 cm

Choose tote colour ☐ ☐

As shown (6 shallow, 9 deep) **F684**

All shallow (24) **F566**

All deep (12) **F565**

Shelf only **F694**



Clear cover **F853**
Mirror cover **F845**
Chalkboard cover
(covers $\frac{3}{4}$) **F861**

Multi-storage shelf 124 x 61 cm

Choose tote colour ☐ ☐

As shown (6 shallow) **F683**

Shelf only **F693**

Accessories



Divider for tote shelf **F889**

81 cm high (37 cm deep)



Clear cover **F854**
Mirror cover **F846**
Chalkboard cover **F861**

Tote shelf 63 x 81 cm

Choose tote colour ☐ ☐

As shown (4 shallow, 6 deep) **F685**

All shallow (16) **F572**

All deep (8) **F571**

Shelf only **F695**



Clear cover **F855**
Mirror cover
(covers $\frac{2}{3}$) **F846**
Chalkboard cover
(covers $\frac{2}{3}$) **F861**

Tote shelf 94 x 81 cm

Choose tote colour ☐ ☐

As shown (6 shallow, 9 deep) **F686**

All shallow (24) **F576**

All deep (12) **F575**

Shelf only **F696**



Clear cover **F856**
Mirror cover
(covers $\frac{1}{2}$) **F846**
Chalkboard cover
(covers $\frac{1}{2}$) **F861**

Tote shelf 124 x 81 cm

Choose tote colour ☐ ☐

As shown (8 shallow, 12 deep) **F687**

All shallow (32) **F582**

All deep (16) **F581**

Shelf only **F697**

Tote shelf display sets



Tote display unit 94 cm **F875**

Choose tote colour ☐ ☐

Includes clear cover for display panel

Mirror cover **F844**

(fits panel or back of shelf)

102 cm high (37 cm deep)



Clear cover **F879**

Tote shelf 63 x 102 cm

Choose tote colour ☐ ☐

As shown (20 shallow) **F589**



Clear cover **F879**

Ring binder shelf 63 x 102 cm

Choose tote colour ☐ ☐

As shown (4 shallow) **F590**

Holds 24 standard ring binders with 4.5 cm spines.



Clear cover **F887**
Mirror cover
(covers $\frac{1}{3}$) **F846**
Chalkboard cover
(covers $\frac{1}{3}$) **F861**

Tote shelf 124 x 102 cm

Choose tote colour ☐ ☐

As shown (16 shallow, 12 deep) **F592**

All shallow (40) **F591**

All deep (20) **F689**

Shelf only **F699**



Tote display unit 124 cm **F876**

Choose tote colour ☐ ☐

Includes clear cover for display panel

Mirror cover **F845**

(fits back of shelf)

Roomscapes tray units

ECERS 6: 7.2, 5.3, 4: 7.2 ITERS 5: 7.2, 5.3

The wide top of this shelf makes a great work or display surface. Solid birch construction delivers natural beauty that will last for years to come. Adjustable dividers are easily manipulated to customise storage space.

All shelves are 46 cm deep.

Free service Contact us for help with your room design.



Tray unit 106 x 61 cm (F688)



Optional clear covers
protect child-height displays.



Customise your storage space
with adjustable dividers.



Flip up hidden wheels
to move shelf.

See p. 74

Connectors & Accessories



For **personal trays**, use the
"all shallow" tray option.

Roomscapes posts connect
shelves and panels.



Trays and large Carry crates provide generous
storage. Options available on page 66.

61 cm high (46 cm deep)



Clear cover
F451

Tray unit 71 x 61 cm
Choose tote colour ☐ ☐

As shown (4 shallow, 4 deep) **F511**
All shallow trays (12) **F513**
All deep trays (6) **F512**
Shelf only **F510**



Clear cover
F452

Tray unit 106 x 61 cm
Choose tote colour ☐ ☐

As shown (6 shallow, 6 deep) **F688**
All shallow trays (18) **F585**
All deep trays (9) **F586**
Shelf only **F698**

81 cm high (46 cm deep)



Clear cover
F454

Tray unit 71 x 81 cm
Choose tote colour ☐ ☐

As shown (4 shallow, 6 deep) **F521**
All shallow trays (16) **F523**
All deep trays (8) **F522**
Shelf only **F520**



Clear cover
F456

Tray unit 106 x 81 cm
Choose tote colour ☐ ☐

As shown (6 shallow, 9 deep) **F531**
All shallow trays (24) **F533**
All deep trays (12) **F532**
Shelf only **F530**

102 cm high (46 cm deep)



Clear cover
F457

Tray unit 71 x 102 cm
Choose tote colour ☐ ☐

As shown (4 shallow, 8 deep) **F541**
All shallow trays (20) **F543**
All deep trays (10) **F542**
Shelf only **F540**



Clear cover
F459

Tray unit 106 x 102 cm
Choose tote colour ☐ ☐

As shown (6 shallow, 12 deep) **F546**
All shallow trays (30) **F548**
All deep trays (15) **F547**
Shelf only **F545**

Tray unit display sets



Clear cover **F825**

Tray display unit 106 cm **F583**

Choose tray colour ☐ ☐
Includes 6 shallow, 6 deep trays, 6 magnets



Clear cover **F453**

Tray display unit 71 cm **F514**

Choose tray colour ☐ ☐
Includes 4 shallow, 4 deep trays, 6 magnets

Accessories



Divider for Tray unit **F899**




Extra set of 10 magnets **H540**
for use with whiteboard display

Small carry crate, clear (G493)



Believe it when you see it!
Transparent ends for a visual
invitation to play.



Rounded corners are child-
friendly and unbreakable.



Full-perimeter hand hold
makes it easy to carry.



Carry crates are available in four sizes: small, medium, large, and corner.
Crates of the same size stack.




Choose clear ends, or solid wood ends. Solid end choice includes one
clip-on label holder.

NEW Carry crates

ECERS 19: 5.2 ITERS 2: 5.3, 15: 5.2

What's in the box? Children own this box! They own the contents, the play, the clean-up. They love the soft feel of the wood; how their hands can slide down the sides and pick it up. Sturdy beyond belief, your transporters and collectors will make sure these little storage units become part of the play.



Large carry crate **G496**
Fits Tray units made after January 2017



NEW Large carry crate, clear **G497**
Fits Tray units made after January 2017



Medium carry crate **G494**
Fits Tote shelves



NEW Medium carry crate, clear **G495**
Fits Tote shelves



Small carry crate **G492**



NEW Small carry crate, clear **G493**



Corner carry crate **G498**



Children love these full-perimeter handles. They make the crates feel light and easy to manoeuvre.



Six label holders (for Carry crates)
G490



Roomscapes trays and totes

Organize your room with our collection of trays, totes, and crates. There are two main sizes: **Trays** are larger and fit the more spacious Tray shelves, while **Totes** are smaller and fit Tote shelves, and most of our other shelving.

Shallow totes

Deep totes and
Medium carry crate

Shallow tray

Shallow tote, Large
carry crate, and
Small carry crate



Open back shelf 124 x 81 cm
(F646) and **Corner shelf** (F673)



Which do I have? Tray shelves are deeper than Tote shelves.
Measure your shelf to make sure you order the Tote or Tray that fits.



Carry crates of the
same size stack.

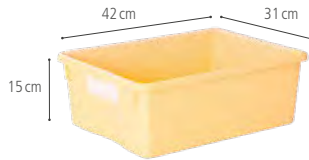


A Shallow tote fits two Half totes
or four Quarter totes.

Trays

For use with Tray units

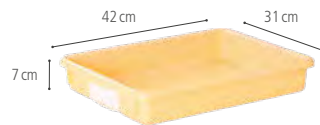
Tray unit depth is 46 cm



Deep tray **F920**

Choose clear or cream ☐ ☐


Base: 28 x 40 cm



Shallow tray **F910**

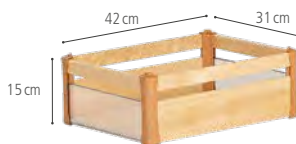
Choose clear or cream ☐ ☐

Base: 28 x 40 cm



Large carry crate **G496**

Fits Tray units made after January 2017



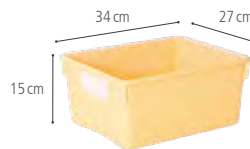
Large carry crate, clear **G497**

Fits Tray units made after January 2017

Totes

For use with Tote shelves

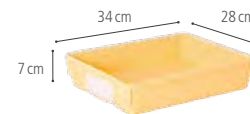
Tote shelf depth 37 cm



Deep tote **F890**

Choose clear or cream ☐ ☐

Base: 23 x 30 cm



Shallow tote **F880**

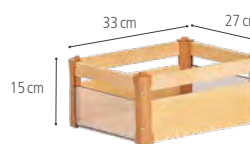
Choose clear or cream ☐ ☐

Base: 24 x 31 cm, fits A4



Medium carry crate **G494**

Base fits A4



Medium carry crate, clear **G495**

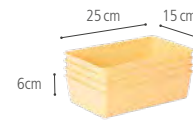
Base fits A4



Six label holders (for Carry crates)

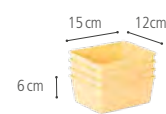
G490

Other



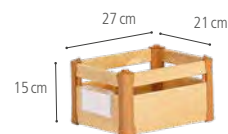
Four cream half totes

F981

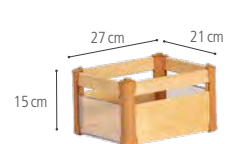


Four cream quarter totes

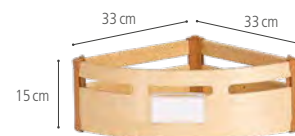
F991



Small carry crate **G492**



Small carry crate, clear **G493**



Corner crate **G498**



Roomscapes panels

ECERS 4: 5.3 ITERS 4: 7.3, 5.3

Bamboo panels define spaces with warm, natural tones. **Clear panels** enhance interaction and supervision. **Translucent and Rice grass panels** can form cosy spaces while still letting light through. **Display board panels** create a solid divider and provide display – note the cover options! Panel covers attach with Velcro. Combine panels with shelves to creatively divide your room. See page 76 for guidelines.

Free service Contact us for help with your room design.



Bamboo panel
(F738)



Display board panel
(F716)

Rice grass panel
(F901)

Display board covers

Attach a Clear, Mirror or Chalkboard cover to any display board panel or shelf with display board backing. Options are listed with each shelf or panel.



Clear cover



Mirror cover



Chalkboard cover

See p.74

Connectors & Accessories



Attach a **Mirror, Clear, or Chalkboard cover** to any display board panel.

Roomscapes posts connect shelves and panels.

Roomscapes wings stabilise panels.

61 cm high



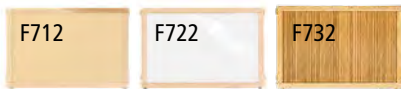
Display board **F711**

Clear cover **F821**

Mirror cover **F843**

Clear **F721**

Bamboo **F817**



Display board **F712**

Clear cover **F822**

Mirror cover **F844**

Chalkboard cover **F861**

Clear **F722**

Bamboo **F732**

Translucent **F801**

Rice grass **F901**



Display board **F713**

Clear cover (covers ½) **F821**

Mirror cover (covers ½) **F843**

Clear **F723**

Bamboo **F733**

81 cm high



Display board **F714**


Clear cover **F823**

Mirror cover **F846**

Chalkboard cover **F861**

Clear **F725**

Bamboo **F828**



Display board **F715**

Clear cover **F886**

Mirror cover (covers ⅔) **F846**

Chalkboard cover (covers ⅔) **F861**

Clear **F726**

Bamboo **F735**

Translucent **F802**

Rice grass **F902**



Display board **F716**

Clear cover (covers ½) **F823**

Mirror cover (covers ½) **F846**

Chalkboard cover (covers ½) **F861**

Clear **F727**

Bamboo **F736**



Adjustable panel **F748**

Fills odd-sized, non-modular gaps, so your partition can stretch across a room. 63 – 94 cm adjustment.

102 cm high



Translucent **F827**

122 cm high



Bamboo

F738



Bamboo

F739

Roomscapes wave & curved panels

ECERS 4: 5.3, 5.2
ITERS 4: 7.3, 5.3

Wave panels provide an eye-catching way to change the height of your Roomscapes partition. Children naturally gravitate to curves, which are more welcoming than hard corners and right angles. Translucent and Rice grass panels create elegant niches while letting in plenty of light and maintaining easy supervision.

Free service Contact us for help with your room design.



See p.74

Connectors & Accessories



Roomscapes posts connect shelves and panels.

Roomscapes wings stabilise panels.

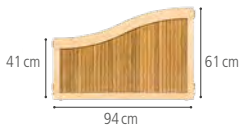
41 – 61 cm wave panels



Short bamboo wave 41 – 61 cm high
F818



Short translucent wave 41 – 61 cm high
F808



Bamboo wave 41 – 61 cm high
F741



Clear wave 41 – 61 cm high
F724



Translucent wave 41 – 61 cm high
F783

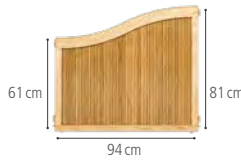
61 – 81 cm wave panels



Short bamboo wave 61 – 81 cm high
F819



Short translucent wave 61 – 81 cm high
F803



Bamboo wave 61 – 81 cm high
F742



Clear wave 61 – 81 cm high
F728

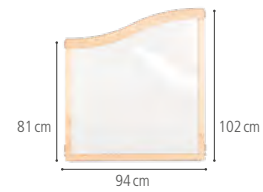


Translucent wave 61 – 81 cm high
F784



Rice grass wave 61 – 81 cm high
F903

81 – 102 cm wave panel



Clear wave 81 – 102 cm high
F749



Translucent wave 81 – 102 cm high
F785

61 cm curved panels



Bamboo curved panel 61 cm
F813

Translucent curved panel 61 cm
F904

Rice grass curved panel 61 cm
F907

81 cm curved panels



Bamboo curved panel 81 cm
F814

Translucent curved panel 81 cm
F905

Rice grass curved panel 81 cm
F908



See p. 76 **Roomscapes guidelines**

Roomscapes gates and arches

ECERS 14: 7.1 1: 5.3
ITERS 4: 7.3, 5.3 3: 7.2, 5.2

Gates and arches communicate boundaries and pathways. These gates feature a latch that adults can open with one hand, but that is secure for children up to 24 months. They conform to EN 1930:2011 Safety Barriers. Roomscapes gates open both ways with a full 360° rotation to give you complete flexibility.

Free service Contact us for help with your room design.

Gates need extra support.

Let us help you plan your order.

See p. 76

Guidelines for safely installing your gates

See p. 74

Roomscapes posts must be used to securely install gates



Gate hinges have no pinch points.

See p. 74

Connectors & Accessories



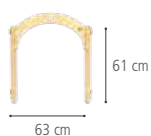
Roomscapes posts connect shelves, panels, gates and arches.

Roomscapes wings stabilise panels.

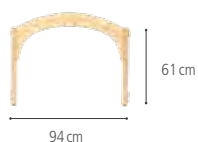
61 cm high



Arch 43 x 61 cm **F832**

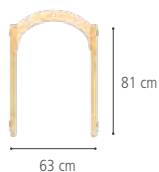


Arch 63 x 61 cm **F837**



Arch 94 x 61 cm **F831**

81 cm high



Arch 63 x 81 cm **F826**



Roomscapes compact gate **F481**

Opening width: 60 cm



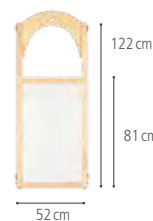
Roomscapes gate **F482**

Opening width: 75 cm

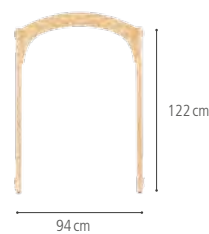
122 cm high



Mini arch 52 x 122 cm **F838**

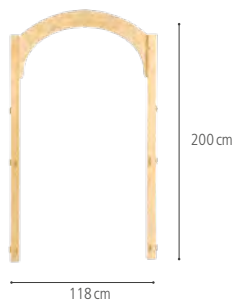


Mini arch panel **F839**



Arch 94 x 122 cm **F833**

200 cm high



Teacher arch **F834**



Roomscapes entry **F840**

Includes Teacher arch, two 81 cm posts and Roomscapes gate.
Opening width: 75 cm

Window panel




Window panel **F743**



Roomscapes connectors & accessories



Filler (F751)
Fillers finish the space between two shelves and two posts.



Hook spots are the secret to keeping the Flowie on the Branch.



Roomscapes posts
connect shelves, panels and gates.
See p. 76 for guidelines.

Display board covers

Attach a Clear, Mirror or Chalkboard cover to any display board panel or shelf with display board back. Options are listed with each shelf or panel.



Clear cover

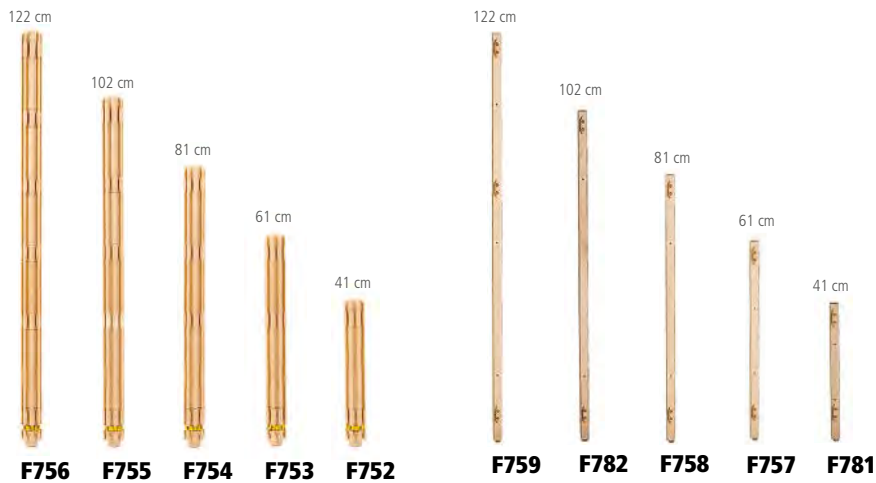


Mirror cover



Chalkboard cover

Connectors



Roomscapes posts (6 cm diameter)
Posts connect to the couplings on Roomscapes shelves, panels, and gates to join them together.

Roomscapes wall adapters (2 cm thick)
Attach a Wall adapter to the wall or other stable fixture so that it can support a post.



Pair of Roomscapes wings F729
Stabilise Roomscapes panels with a pair of Wings. Not for use with doors or gates. Must be attached with 81 cm (or higher) post.




Filler F751
Fills the space between two shelves and two posts.

Branches and Flowies

How can you incorporate fabrics if you cannot attach anything to the walls of your room? These Branches offer a solution. Connect them to shelving or panels with posts at least 61 cm tall.



Flowies are transparent pieces of flame-resistant cloth netting. Drape them over branches or directly over furniture, and watch any table become a cave or a den.



Canopy

Fits on any 94 or 124 cm long shelf that is 61 or 81 cm high. You will need two Roomscapes posts to match the shelf height.



Using Roomscapes

A quick guide to planning your Roomscapes order.

1. Measure your space

For a room divider, measure the span to the nearest centimetre. If planning an entire room, you will need a floor plan with a full set of dimensions. This should include doors, windows and built-in features.

2. Know your goals

- How old are your children?
- What about storage?
- How accessible should the area be?

3. Choose your items

See individual pages for dimensions of products.



Shelves double as boundaries and display when used in a divider. See page 53



Panels provide a simple divider in various heights. See page 68



Gates and Entries allow or restrict access to a space. See page 72

4. Put it all together

Roomscapes shelves and panels connect without tools, using sturdy posts.



Posts connect Roomscapes products. Add 6 cm to your plan for each post. See page 74



Wall adapters attach posts to a wall. See page 74



Wings stabilise a run of panels. See page 74



Adjustable panels close odd gaps in a divider. See page 68



Fillers close the gap between two shelves. See page 74



Each shelf and panel has couplings on the sides where posts attach.



Posts slide onto the couplings. No tools needed!

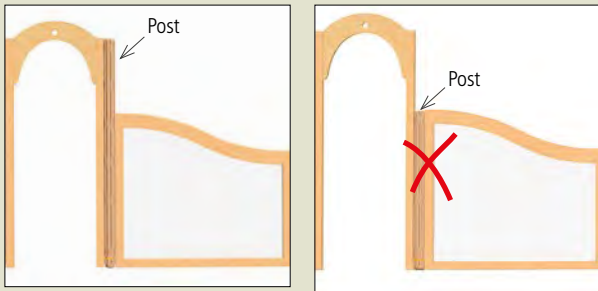


Shelves and panels can attach in 45 degree increments.

Roomscapes guidelines

How to make safe and stable Roomscapes connections

Posts

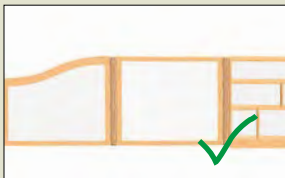


Always match post height to the highest piece it connects.

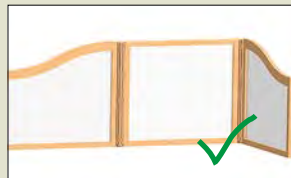
If you place panels on top of shelves or other panels to make a higher divider, the combined height should not exceed 122 cm.

Panels and Arches

Never connect more than 2 panels in a row without stabilising them in one of the following ways:




Add a shelf.



Create a 45° or 90° angle in the line of panels.



Use a pair of Wings (see p. 74).




Attach to a wall (see Wall adapters p. 74).

- Panels must always be attached at both ends. (See illustrations above.)
- Never exceed 122 cm in height.
- Never end a straight line of panels with a single Corner shelf.
- A 61 or 81 cm high Corner shelf connected to a Teacher arch or Roomscapes entry must also connect to another panel, shelf, or wall adapter.

Roomscapes Gates

Gates need extra support to be stable and safe.



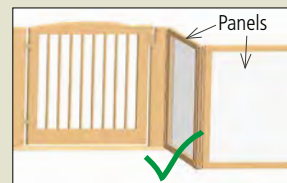
Supporting posts must be at least 81 cm high.





Attached shelves or panels must be at least 61 cm high.



A 61 or 81 cm high Corner shelf connected to a Roomscapes gate or compact gate must also connect to another panel, shelf, or wall adapter.



Panels must connect at a 45° or 90° angle to the Gate threshold.*



63 cm long shelves must connect at a 45° or 90° angle to the Gate threshold.**

*Exception: the Roomscapes gate and compact gate may connect in a straight line with a panel if a pair of Wings (p. 74) is added to the hinge side.

**Exception: the Roomscapes gate and compact gate may connect in a straight line with a 63 cm shelf, but only if the other side is connected to a 94 cm shelf (or longer), to a wall, or angled panels.

Roomscapes sets

There are times when you want to design your own unique dividers and activity areas, tailored to exactly measured spaces in your room. And then there are times when a package deal is the faster, simpler solution.

These Roomscapes sets are at home practically anywhere, turning wide open spaces into cosy corners and appealing alcoves.

▶ **Video:**
How do I put it all together?
communityplaythings.co.uk/rs-demo

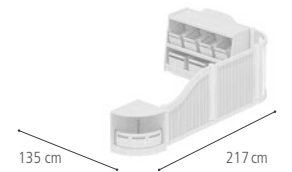
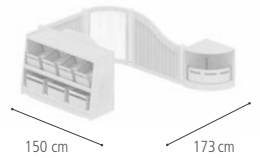


The Art and creative Roomscapes set is designed to transform the space in any classroom into an inviting and protected area where creativity can flourish.



200 x 150 cm

Other configurations



Sensory area

F944

Warm bamboo and natural rice grass welcome children into this Sensory area. Includes both storage and display space.



Corner crate
G498



Corner shelf
F671



Post
F752



Post x3
F753



Bamboo wave
F818



Rice grass curve
F907



Bamboo panel
F817

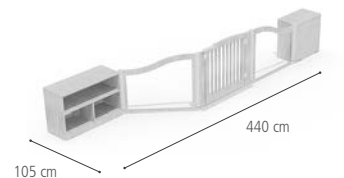
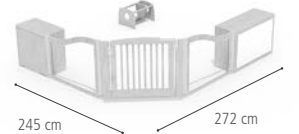


Craft shelf 3
H585



243 x 209 cm

Other configurations



Baby safe area

F927

Choose tote colour ☐ ☐

Roomy and versatile, this safe play area can be arranged in a corner, against a wall, or to partition a room.



Small browser box
F770



Mirror cover
F844



Tote shelf
F551



Fixed shelf
F661



Post x2
F753



Post x2
F754



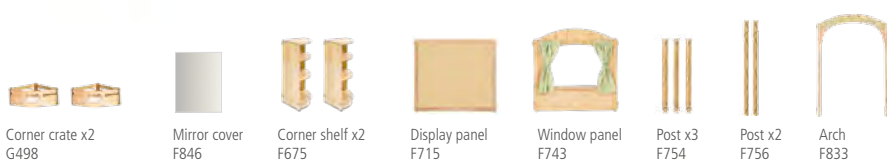
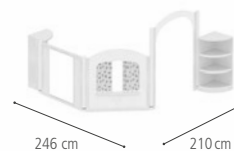
Roomscapes gate
F482



Clear wave x2
F728



Other configurations



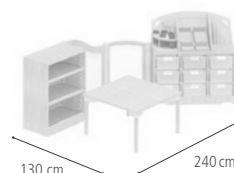
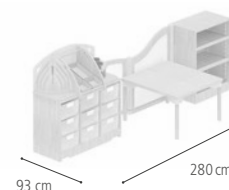
Cosy nook

F931

A favourite set, these simple panels can create a nook almost anywhere.



Other configurations



Art and creative area

F948

Choose tote colour ☐ ☐

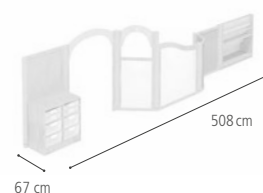
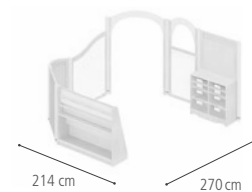
A beautiful space where creativity can flourish. Art supplies and mark-making tools are displayed attractively at child-height for easy access.



240 x 200 cm



Other configurations



Focus corner

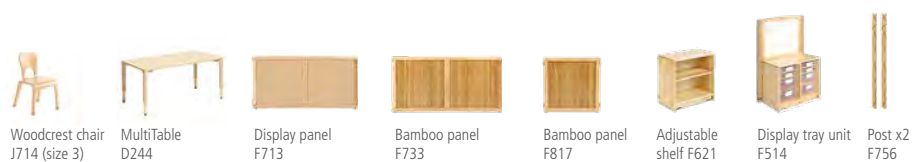
F507

Choose tote colour ☐ ☐
Choose armchair colour ☐ ☐

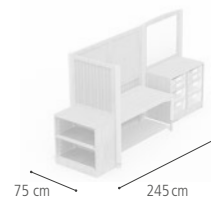
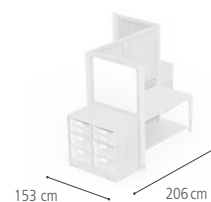
Step out of the bustle of a lively classroom into this beautiful calm space.



75 x 206 cm



Other configurations



Workstation

F926

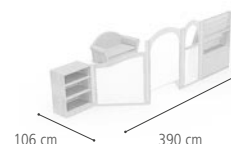
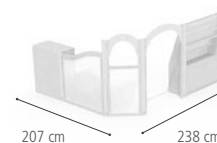
Choose tray colour ☐ ☐
Choose chair size 2 or 3

Here's a quiet alcove for concentrated learning.



223 x 232 cm

Other configurations



Classroom reading corner

F932

Choose sofa colour ☐ ☐



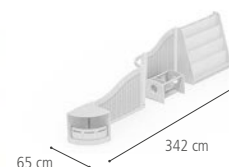
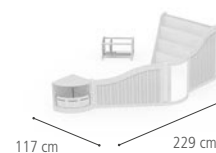
This inviting book area comes complete with display and storage. The Library shelf provides double-sided access with a space at the back to hold big books.





170 x 203 cm

Other configurations



Toddler book corner

F503

Toddlers will love selecting their own book and settling down for a look. Simple and cosy, this book corner is designed to fit anywhere in your room.


Corner crate
G498

Small browser
box F770

Corner shelf
F671

Post
F752

Bamboo wave
F741

Post x2
F753

Translucent
curve F904

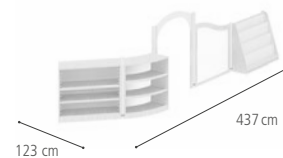
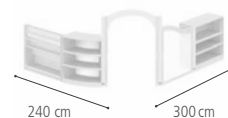
Bamboo wave
F819

Post
F754

Library rack
F775


169 x 313 cm

Other configurations



Literacy corner

F934

This beautiful corner supports quality book time. Shelves face in or out so you can arrange them to suit your setting.


Filler
F751

Clear cover
F855

Library rack
F775

Adjustable
shelf F633

Translucent
sweep F626

Post x3
F754

Translucent
wave F785

Post x2
F756

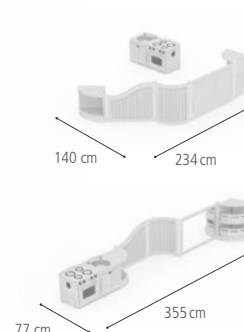
Arch
F833



144 x 211 cm



Other configurations




Toddler role play area

F929

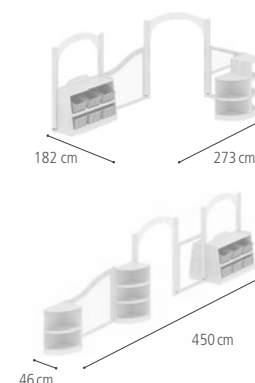
An attractive little home corner to foster role play for the youngest ones. Staff can easily reposition the Sink and Cooker to suit children's play.



260 x 267 cm



Other configurations



Role play, 3-5s

F942

Choose tote colour ☐ ☐

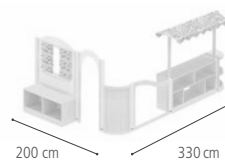
Table and chairs not included (see p.165)

This corner is as flexible as children's play. Includes a display panel and mirror.



304 x 254 cm

Other configurations



Classroom role play corner

F943

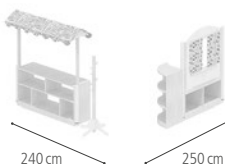
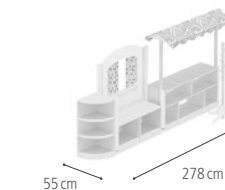
Table and chairs not included (see p. 165)

A versatile role play area with canopy and window, inviting happy interaction.



240 x 331 cm

Other configurations



Versatile play corner

F938

Shop today, puppet theatre tomorrow, this corner can be changed in size and options.





106 cm long x 122 cm high

Puppet theatre

F791

Let the show begin! Here's a mobile puppet theatre with a built-in storage shelf and stage. Roll your show to where you want it, then flip down trim to stabilise.




192 cm x 46 cm
(122 cm high)

Display and discovery set

F939

Choose tray colour ☐ ☐

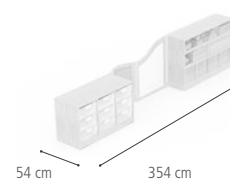
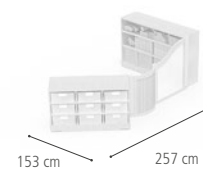
Corner shelves and magnetic whiteboard panel make an attractive display and worktop.





140 x 271 cm

Other configurations



Construction area

F928

Choose tray colour ☐ ☐

This corner offers a defined area for young builders. Shelving includes storage for small-world props.



Quarter School set
G461



Bamboo curve
F813



Tray unit
F586



Post x2
F753



Post
F754



Fixed shelf
F645



Translucent wave
F803



142 cm long x 149 cm high

Canopy unit

F872

A canopy will add role play appeal to any room. The canopy can be taken off without tools and stored flat.



Open back
shelf F644



Post x2
F753



Canopy
F871

80 x 125 cm space
81 cm panel height



Puffin nest

F557

Choose Flowie colour

A cosy place for little people. Branches allow fabric to be attached to help the space feel more enclosed.



Flowie, sand
C709



Arch
F826



Post x6
F754



Bamboo
panel F828



Translucent curve x2
F905



Bamboo curve x2
F814



Two high branches
F812



106 x 106 cm

HideAway cube

F792

Choose Flowie colour

Children need a safe corner for rest and retreat – a den from which to survey the action. The HideAway cube has space for solitude or one or two friends.



Flowie, sage
C707



Mirror cover
F846



Arch
F831



Post x2
F753



Bamboo
wave F742



Translucent
wave F784



Display panel
F715



Post x2
F754



124 x 100 cm space
61–81 cm panel height

Swallow nest

F526

Choose Flowie colour ■ ■ ■

Fits into a corner of your room. The two curved panels invite tots to snuggle in.



65 x 63 cm space
61 cm panel height

Wren nest

F517

Choose Flowie colour ■ ■ ■

Our smallest option, designed with one-year-olds in mind. A child can feel secluded while remaining visible.





Shelf backs offer even more storage space, with a slot to hold big books.



Up to roll. Down to stay.
Just flip up the wheels, roll it where you want, then flip them down for a perfectly stationary unit.

Library shelf (F776)



Library rack (F775)

Library rack and shelf connect to Roomscapes shelves and panels.

Library rack and shelf for Roomscapes

ECERS 15: 5.3, 5.1 ITERS 5: 5.3

Children will enjoy picking just the right book from the many choices shown on the overlapping display shelves of the Library rack and Library shelf.

Big books are visible from both sides of the rack, and generous book storage space is available on the shelves below and behind the racks. Optional book ends securely hold books in place.

You can create a cosy library corner, removed from the general hubbub, by connecting a few Roomscapes panels to the Library rack and shelf.



Books expand imagination as well as knowledge. They should be clearly displayed for children to easily recognise and select their favourites.



Library shelf **F776**



Library rack **F775**



Pair of book ends **F779**

For use on the bottom of Library shelf F776



See p.208

for toddler book display

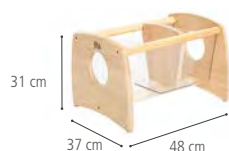
Browser box

ITERS 2:5.3 14: 7.1

The intriguing shape of the Browser box invites little children to explore. This low, versatile storage bin with high visibility helps toddlers learn to put away their books and toys. Adjust the size of the bins by pushing the dividers along.



Browser box
F778
Includes 2 Book ends



Small browser box
F770
Includes 1 Book end



Smooth hardwood ends are peepholes for babies and handholds for carers.



The space-saving Small browser box offers the same play value with a smaller footprint.



Book trolley

ECERS 15: 5.3, 5.1 ITERS 4: 7.2, 7.1

The Book trolley's clear bin and lower shelf provide visible, accessible book display. Its mobility gives freedom to share a library between classrooms. Easily adapted to other uses, the Book trolley also makes an enticing music and movement trolley or mobile audiobook station.



Book trolley
F777
Includes 2 Book ends



Extra pair of
book ends **F779**
Additional Book ends for use on
bottom shelf of Book trolley

Adjustable dividers slide to accommodate books, toys or other materials.



On the move? Flip up the hidden wheels to move the Book trolley.

Library panel for Roomscapes

ECERS 15: 5.3, 5.1 ITERS 4: 7.2, 7.1

The space-saving Library panel does double-duty as divider and book display. Mounted directly on the wall in the classroom, office or reception, it can be accessed easily by children, staff or visitors. Connect it with other Roomscapes items to create a customised reading space suited to your needs.



Library panel **F747**





Tables and chairs

MultiTables

page 101



Woodcrest chairs

page 109



Teacher low chair

page 109



Stacking stools

page 111



Childshape chairs

page 113



Ergonomically sound

Our chairs and tables are conducive to a good sitting posture.



Chair size mark

A chair size mark is stamped on the underside, and printed on the ID label.



Adjustable leg size mark

Pull out the telescoping leg until correct number shows directly below the gold ring.

Solid leg size mark

On a solid leg, the size mark can be found at the top of the leg where it attaches to the table.

•..... Knees are bent at 90°

•..... Feet are flat on the floor



Chair and table height guidelines

It comes down to a simple formula – comfort equals concentration and contentment. If children have furniture shaped to support their bodies' best posture, they can stay focused on the work or play in front of them.

Determine the best chair height by seating a child with knees at 90° and feet flat on the floor. Measure the distance from the floor to the seating surface.

The table legs and chairs are size-marked to help determine the correct table/chair choice. Match the size marks on table and chair.

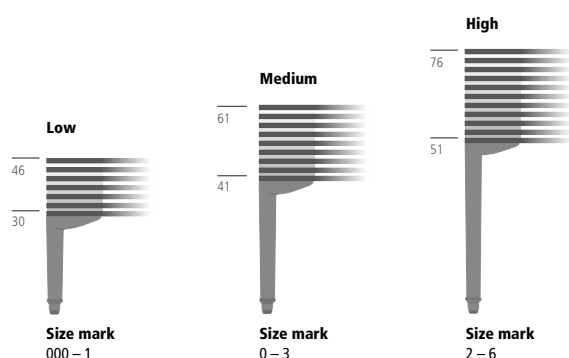
Children's ages	Chair	Stacking stool	Seat height	Size mark	Table height	Adjustable leg size		
						low	med	high
0–2	J505	J121	13 cm	000	30 cm	✓		
	J506	J122	17 cm	00	36 cm	✓		
2–3	J408 (J708)	J123	21 cm	0	40 cm	✓	✓	
2–4	J710 (J410)	J124	26 cm	1	46 cm	✓	✓	
4–6	J712	J125	31 cm	2	53 cm		✓	✓
6–8	J714	J126	35 cm	3	59 cm		✓	✓
8–11	J715		38 cm	4	64 cm			✓
11–14	J716		43 cm	5	71 cm			✓
14 +	J718		46 cm	6	76 cm			✓

See p. 205

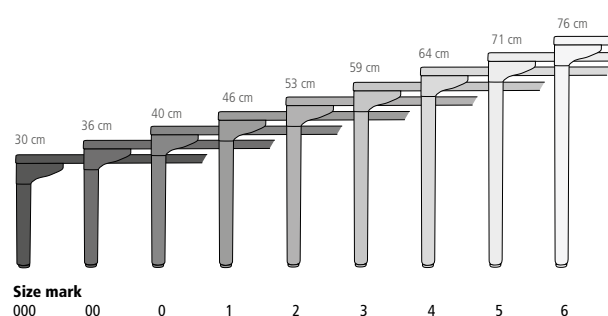
Recommended seating for 0-2s

Height ranges for MultiTable legs

Adjustable legs (Legs adjust in 2.5 cm increments)



Solid legs





MultiTables



Cleanable

With children, mess is inevitable! MultiTables are easy to clean, and laser-bonded edging keeps moisture out.



Adjustable

Adjustable legs can be clicked to new heights in seconds – no tools needed.



Adaptable

To support developing motor control, slightly tilt a table by shortening the adjustable legs on one side.



Versatile

Use them for anything! Mark making, lunch, play dough and puzzles – MultiTables are strong and light, and appropriate for any occasion.



Modular

Available in a variety of shapes and sizes, these tables enable you to design your room and reconfigure it to meet the changing demands of your setting.

56 x 112 cm MultiTable (D243) with medium adjustable legs

To adjust table height,
just push the yellow ring
down and slide the leg in
or out.



Easy-to-clean laminate
is waterproofed with laser-
bonded edging to keep
moisture out.



Tough table top is two
centimetres thick, and laminated
on both sides to prevent warping.



Specify adjustable legs for a table that will keep pace with growing children or varying room activities – no tools needed.

MultiTables

ECERS 2: 7.1, 5.3, 5.1 ITERS 2: 7.2, 5.2

This versatile system of tables is solid and dependable to support the important work of playing and learning. With a wide range of shapes and sizes it's easy to customise your tables to fit different ages, groups, and activities.

Note: Chairs shown are 31 cm Woodcrest chairs. When planning seating capacity, consider table's intended use and children's ages.



56 x 112 cm table (seats up to 6)

With 4 adjustable legs

Low **D242**

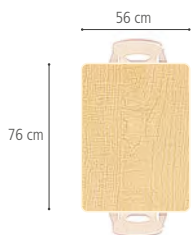
Med **D243**

High **D244**

With 4 solid legs

D241

Choose table height



56 x 76 cm table (seats up to 2)

With 4 adjustable legs

Low **D212**

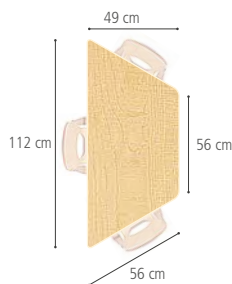
Med **D213**

High **D214**

With 4 solid legs

D211

Choose table height



56 x 112 cm trapezoidal table (seats up to 3)

With 4 adjustable legs

Low **D232**

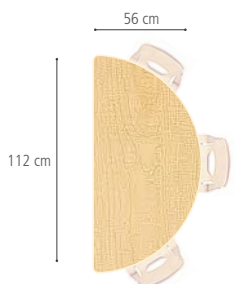
Med **D233**

High **D234**

With 4 solid legs

D231

Choose table height



112 cm half round table (seats up to 3)

With 4 adjustable legs

Low **D222**

Med **D223**

High **D224**

With 4 solid legs

D221

Choose table height

Chair and table height recommendations

Children's ages	Chair	Stacking Stool	Seat height	Size mark	Table height	Adjustable legs		
						low	med	high
0-2	J505	J121	13 cm	000	30	✓		
	J506	J122	17 cm	00	36	✓		
2-3	J408 (J708)	J123	21 cm	0	40	✓	✓	
2-4	J710 (J410)	J124	26 cm	1	46	✓	✓	
4-6	J712	J125	31 cm	2	53		✓	✓
6-8	J714	J126	35 cm	3	59		✓	✓
8-11	J715		38 cm	4	64			✓
11-14	J716		43 cm	5	71			✓
14+	J718		46 cm	6	76			✓

See p. 205

Recommended seating for 0-2s

Accessories

Four solid legs **A554**
Choose table height

Four adjustable legs **A594**
Choose low, medium or high



Table legs are positioned at the edge of the table for maximum stability and wheelchair accessibility.



Keep going for more
MultiTable options!

56 x 76 cm MultiTable with
high adjustable legs (D214)

To adjust table height,
just push the yellow ring down
and slide the leg in or out.



Easy-to-clean laminate
is waterproofed with laser-
bonded edging to keep
moisture out.



Table legs are positioned at the edge
of the table for maximum stability and
wheelchair accessibility.



Save floor space by moving
tables to the side of the
room and stacking them in
a fan pattern.



For more permanent and
compact storage, legs unscrew
and clip into the leg holder.

MultiTables continued

MultiTables are lightweight and modular so you can move, stack, and store them easily. Adjustable legs allow staff to change the table height quickly – no tools needed. Choose the solid leg option for a sturdy table with a natural look. (Need both? Store the extra set in the handy holder underneath the table top.)

Note: Chairs shown are 31 cm Woodcrest chairs. When planning seating capacity, consider table's intended use and children's ages.

Chair and table height recommendations

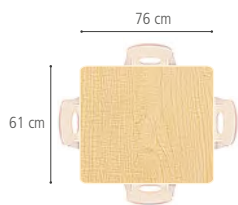
Children's ages	Chair	Stacking Stool	Seat height	Size mark	Table height	Adjustable legs		
						low	med	high
0–2	J505	J121	13 cm	000	30	✓		
	J506	J122	17 cm	00	36	✓		
2–3	J408 (J708)	J123	21 cm	0	40	✓	✓	
2–4	J710 (J410)	J124	26 cm	1	46	✓	✓	
4–6	J712	J125	31 cm	2	53		✓	✓
6–8	J714	J126	35 cm	3	59		✓	✓
8–11	J715		38 cm	4	64			✓
11–14	J716		43 cm	5	71			✓
14 +	J718		46 cm	6	76			✓

See p.205 Recommended seating for 0-2s

Accessories

Four solid legs **A554**
Choose table height

Four adjustable legs **A594**
Choose low, medium or high



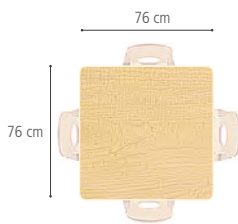
76 x 61 cm table (seats up to 4)

With 4 adjustable legs

Low **D272**
Med **D273**
High **D274**

With 4 solid legs

D271
Choose table height



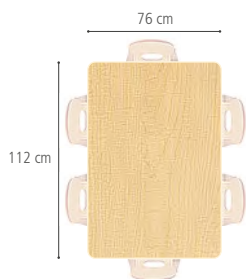
76 x 76 cm table (seats up to 4)

With 4 adjustable legs

Low **D292**
Med **D293**
High **D294**

With 4 solid legs

D291
Choose table height



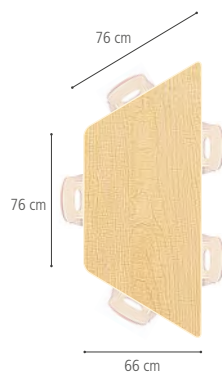
76 x 112 cm table (seats up to 6)

With 4 adjustable legs

Low **D252**
Med **D253**
High **D254**

With 4 solid legs

D251
Choose table height



76 x 152 cm trapezoidal table (seats up to 5)

With 4 adjustable legs

Low **D362**
Med **D363**
High **D364**

With 4 solid legs

D361
Choose table height



76 x 122 cm table (seats up to 6)

With 4 adjustable legs

Low **D282**
Med **D283**
High **D284**

With 4 solid legs

D281
Choose table height



76 x 152 cm table (seats up to 8)

With 4 adjustable legs

Low **D262**
Med **D263**
High **D264**

With 4 solid legs

D261
Choose table height

Keep going for more MultiTable options!



Round table 122 cm with 53 cm solid legs (D301)

Table legs are positioned at the edge of the table for maximum stability and wheelchair accessibility. Legs screw securely into sockets – without tools.



Choose the solid leg option for a sturdy table with a natural look. Size mark helps you match correct table and chair height.

The foot glide keeps the table stationary and quiet.



Perfect for those messy projects that require extra soap and water to clean up. Easy-to-clean laminate is waterproofed with laser-bonded edging to keep moisture out.



Join the fun! Half circle tables and larger round tables have ample space for activity and interaction.

MultiTables continued

To order a table, first choose the table top and then decide on solid or adjustable legs. Specify desired height; see the diagram on the right for age-appropriate table leg sizes.

Note: Chairs shown are 31 cm Woodcrest chairs. When planning seating capacity, consider table's intended use and children's ages.

Chair and table height recommendations

Children's ages	Chair	Stacking Stool	Seat height	Size mark	Table height	Adjustable legs		
						low	med	high
0-2	J505	J121	13 cm	000	30	✓		
	J506	J122	17 cm	00	36	✓		
2-3	J408 (J708)	J123	21 cm	0	40	✓	✓	
2-4	J710 (J410)	J124	26 cm	1	46	✓	✓	
4-6	J712	J125	31 cm	2	53		✓	✓
6-8	J714	J126	35 cm	3	59		✓	✓
8-11	J715		38 cm	4	64			✓
11-14	J716		43 cm	5	71			✓
14+	J718		46 cm	6	76			✓

See p. 205 Recommended seating for 0-2s

Accessories

Four solid legs **A554**
Choose table height

Four adjustable legs **A594**
Choose low, medium or high

Six solid legs **A556**
Choose table height

Six adjustable legs **A596**
Choose low, medium or high



76 cm round table (seats up to 2)

With 4 adjustable legs

Low **D322**

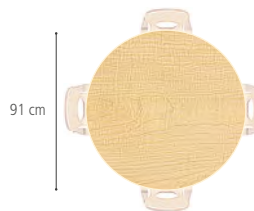
Med **D323**

High **D324**

With 4 solid legs

D321

Choose table height



91 cm round table (seats up to 4)

With 4 adjustable legs

Low **D312**

Med **D313**

High **D314**

With 4 solid legs

D311

Choose table height



122 cm round table (seats up to 6)

With 4 adjustable legs

Low **D302**

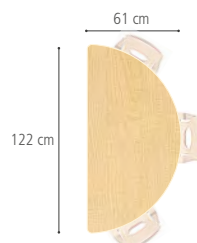
Med **D303**

High **D304**

With 4 solid legs

D301

Choose table height



122 cm half round table (seats up to 3)

With 4 adjustable legs

Low **D372**

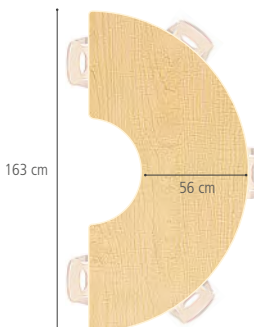
Med **D373**

High **D374**

With 4 solid legs

D371

Choose table height



163 cm half circle table (seats up to 5)

With 4 adjustable legs

Low **D332**

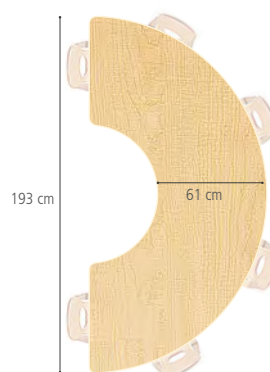
Med **D333**

High **D334**

With 4 solid legs

D331

Choose table height



193 cm half circle table (seats up to 6)

With 6 adjustable legs

Low **D342**

Med **D343**

High **D344**

With 6 solid legs

D341

Choose table height



Chairs and seating

Choosing chairs? Sitting surfaces need to be appropriate for the activities they promote, so we offer a wide range of seating options. Comfort equals concentration and contentment.



Stacking stools

Designed for comfort, these sturdy stools are a great alternative to chairs. Suitable for any activity, from story time to role play, or even lunch. Available in six sizes, and handy for staff as well. See page 111.



Woodcrest chairs

Comfortable, ergonomic seating for preschool children to adults. Available in seven sizes. Don't miss the Teacher low chair – it's the one with a handhold! See page 109.



Childshape chairs

Solid chairs with armrests, designed for twos and threes who need extra stability. Available in two sizes. See page 113.



Mealtime chairs

Babies and toddlers need supportive, cleanable seating as they master their eating skills. Available in two sizes, with optional feeding tray. See page 205.



Me-do-it chairs

Low and wide-based, Me-do-its are just right for toddlers. Available in two sizes. See page 207.



More seating

See Gliders on page 203, Child's sofa and armchair on page 163, and Outlast benches and seats on page 33–35.

43 cm Woodcrest chair (J716)

Shaped for comfort

The backrest "circle" eliminates pressure on the lower spine. Edges and corners are rounded.

Stable seating

The wide-based design makes the chair stable without having the legs protrude.

Good posture

Children sit comfortably and correctly on this contoured chair. The waterfall front encourages circulation.

Rubber tips are non-marking, non-slip and help keep the noise down.



Light enough for children to carry.



Stackable: Five chairs high.



Woodcrest chairs



ECERS 2: 7.1, 5.2, 5.1 ITERS 2: 7.4, 7.2

The lightweight Woodcrest chair is made of formed beech. The graceful one-piece design is easy to clean, with no joints to work loose. They're ultra-stable and sturdy, and scaled so children can sit with feet flat on the floor.



21 cm Woodcrest chair J708
Size mark 0



26 cm Woodcrest chair J710
Size mark 1



31 cm Woodcrest chair J712
Size mark 2



35 cm Woodcrest chair J714
Size mark 3



38 cm Woodcrest chair J715
Size mark 4

Choosing your Woodcrest chair							
Age (years old)	2–3	2–4	4–6	6–8	8–11	11–14	14+
Size mark	0	1	2	3	4	5	6
Table height (cm)	40	46	53	59	64	71	76
Chair	J708*	J710	J712	J714	J715	J716	J718
Seat height (cm)	21	26	31	35	38	43	46
Seat width	27	30	34	36	39	40	42
Seat depth	20	23	26	29	32	35	38

Match the size marks on table and chair. The chart shows the appropriate size marks for each age range.



See p.113

***Consider Childshape chairs for under 3s** (with armrest)



43 cm Woodcrest chair J716
Size mark 5



Adult Woodcrest chair J718
Size mark 6

Teacher low chair

Our Teacher low chair is designed for the carer. Providing enough seat depth, width and back support for the average adult, the “TLC” comfortably seats teachers low enough to interact with young children at their level.



Teacher low chair J432
Seat 39 cm wide x 30 cm deep, seat height 30 cm
Max. weight limit 170 kg

The handhold makes the TLC easy to move from one location to another.





17 cm Stacking stool (J122)
31 cm Stacking stool (J125)

Lightweight sturdy build for decades of use.

Large contoured seat, comfortable for both children and adults.



Easy to clean.
Inset joinery ensures that there are no hidden crevices to trap mess.

Rubber tips are non-marking, non-slip and help keep the noise down.



Ergonomic design allows freedom of movement and comfortable seating.



Story time! Teachers can get right down on child's level.



All 6 sizes can stack together. Rubber bumps on underside protect the tops from scuffs and scratches.

Stacking stools

ECERS 2: 7.1, 5.2, 5.1 ITERS 2: 7.4, 7.2, 7.1

Stacking stools provide durable, versatile seating for children. Use in place of chairs or just add a few to a particular area. They are easy for children to carry and stackable for compact storage.

For ages 0–8



13 cm Stacking stool **J121**
Size 000



17 cm Stacking stool **J122**
Size 00



21 cm Stacking stool **J123**
Size 0



26 cm Stacking stool **J124**
Size 1



31 cm Stacking stool **J125**
Size 2



35 cm Stacking stool **J126**
Size 3



Close-fitting joints make Stacking stools easy to clean. They are perfect for playdough, art activities and meals.

Chair and table height recommendations

Children's ages	Chair	Stacking Stool	Seat height	Size mark	Table height	Adjustable legs		
						low	med	high
0–2	J505	J121	13 cm	000	30	✓		
	J506	J122	17 cm	00	36	✓		
2–3	J408 (J708)	J123	21 cm	0	40	✓	✓	
2–4	J710 (J410)	J124	26 cm	1	46	✓	✓	
4–6	J712	J125	31 cm	2	53		✓	✓
6–8	J714	J126	35 cm	3	59		✓	✓
8–11	J715		38 cm	4	64			✓
11–14	J716		43 cm	5	71			✓
14 +	J718		46 cm	6	76			✓

See p.205

Recommended seating for 0-2s



25 cm Childshape chair (J410)

Beech plywood construction with a clear child-safe finish.

Armrests provide extra support.



Wide legs provide stability and allow stacking. Soft, non-slip chair tips keep noise down.



Chair dolly with locking castors accommodates all sizes of Childshape chairs and Mealtime chairs (p. 205). Stack up to five high.



Childshape chairs

ECERS 2: 7.1, 5.3, 5.2, 5.1 ITERS 2: 7.2, 5.2

Childshape chairs encourage healthy posture because the child's back is supported, and feet are flat on the floor. When not needed, Childshape chairs stack neatly to save valuable floor space.

Armrests provide solid support and help children feel secure so they can concentrate. Refer to page 97 for chair/table height recommendations by age.



20 cm Childshape chair J408

For ages 1½–3 years
Use with 40 cm table height



25 cm Childshape chair J410

For ages 2–4 years
Use with 46 cm table height



Chair dolly J413

Dimensions (cm)	20 cm chair	25 cm chair
Seat height	20	25
Seat width	28	28
Seat depth	24	24
Armrest height	33	37



Childshape chairs provide supportive, comfortable seating to help children focus on the task at hand.



See p.205

**Mealtimes
chairs**



See p.207

**Me-do-it
chairs**



Creative and messy

Indoor sand and water

page 117



Art storage

page 123



Easels

page 127



Aprons and accessories

page 131



Workbench

page 133



Large double table, tan (A694)

Built-in ledge puts a play surface right at the children's finger tips.



The bridge between pans offers even more play surface.

To move table, simply lift one end and roll. It's immediately stationary when set down.



The large drain allows almost any material through. It's easy to clean, and the tethered plug won't get lost!



This mobile Storage shelf connects to Roomscapes and provides organised storage. There are compartments for sorting and a slot for pan lids.



Large tables provide space for collaborative play. Watch those young scientists investigate as they mix, count and measure.

Large tables for sand & water play

ECERS 2: 7.2, 23:7.1, 5.1
ITERS 21: 7.2, 7.1, 5.3

Sand and water play is wet or dry, always messy and most importantly, fun! Use the Large double table to separate materials and encourage schematic play. The Large single table is perfect for larger volumes of water or other materials.

Use the purpose-built Storage shelf for wet or sandy accessories and loose parts. Water drains through the grates and onto the plastic tray below. Just pull it out for a quick clean.

All items come fully assembled.

For ages 15 months–6 years.



Large double table, clear
A696
Height adjusts to 46, 54 or 61 cm



Large double table, tan
A694
Height adjusts to 46, 54 or 61 cm



Large single table
A697
Height adjusts to 46, 54 or 61 cm



Float, sink or build – at the Large single table, there's plenty of room to experiment!



Sand and water storage shelf
A698

Change table height quickly with intuitive leg adjustment.



Low: 46 cm, 15–24 months



Medium: 54 cm, 2–3 years



High: 61 cm, 3–6 years



To organise smaller toys or loose parts, place a Deep tote (p. 66) in Storage shelf compartment.

Storage shelf (A698) Small table, tan (A692)



Built-in ledge puts a play surface right at children's finger tips.

Water drains off toys through grates, and collects on removable plastic drip tray.



The large drain allows almost any material through. It's easy to clean, and the tethered plug won't get lost!



Change height of table quickly with intuitive leg adjustment.

Small tables for sand & water play

ECERS 2: 7.2, 23:7. 5.1
ITERS 21: 7.2, 7.1, 5.3

This Small table is the compact, space-efficient option to bring sand and water play into your setting when floor space is limited. It's easy to move, drain and clean. Watch children completely immersed in sensory play with a variety of materials.

Sand and water tables adjust to three heights: low for 15–24 months, medium for 2–3 years, and high for 3–6 years.

The Storage shelf's angled, child-height compartments invite children to sort and select toys; even babies can help themselves. The designated slot at the back holds two Sand and water table lids.

All items come fully assembled.
For ages 15 months–6 years.



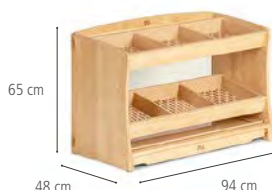
Small table, clear
A693
Height adjusts to 46, 54 or 61 cm



Small table, tan
A692
Height adjusts to 46, 54 or 61 cm



As children dig, pour, sift and scoop, imaginations expand and discovery begins.



Sand and water storage shelf
A698



Drip tray catches water or mess draining through grates, and removes for cleaning.



Lids slot neatly into designated space, upright and safely out of the way.



Mobile: Flip up the hidden wheels, roll...



...and flip down for a perfectly stationary unit.

Low sensory table (A691)



The Low sensory table comes with a lid.



10 cm deep pan holds anything from balls to natural materials.



Sturdy build lets babies pull up safely on the smooth rim.



Bring it down to baby level. The Low sensory table lets them discover new textures and explore sensory materials.



Sort, post and transport – toddlers can access the angled compartments on the storage shelf, and even little crawlers can rummage through the bottom bins.

Low sensory table

ITERS 15: 7.2, 7.1, 5.1

Here's a place for the smallest ones to explore – just the right height for your little crawlers. This Low sensory table encourages communication and curiosity as well as both fine and gross motor skills. Lift pan out easily for emptying and cleaning.

Stow accessories and loose parts in the child-accessible Storage shelf, where even babies can reach them.

All items come fully assembled.
For ages 9–15 months.



Low sensory table
A691

For ages 9–15 mo. Legs do not adjust.



Sand and water storage shelf
A698



The stable wooden frame invites babies to explore, and little feet fit under the pan!



Front view

Seven Quarter totes along the top encourage shopping around for craft items. Deep and Shallow totes provide plenty of space for larger items.



Eight green cups hold artists' tools.

Handy dowel keeps craft ribbon and tape tidy.



Help yourself trolley with clear totes (H571)

Back view

Paper slots are slanted so they can hold a wide range of sizes, up to A2. Note the wider, deeper slot for paper rolls or cardboard.

Sturdy locking castors ensure easy transport.

Five Half totes provide child-sized storage for craft items.

Help yourself trolley

ECERS 20:7.2, 7.1, 5.1 ITERS 17:7.2, 7.1

If you share classroom space with other programmes or simply don't have room for an art centre, consider this creative station on wheels. It can travel wherever it's needed, carrying everything young artists will use. With generous storage space and totes for every possible craft material, this trolley makes up for the three or four pieces of furniture you wish you had room for.



Having the freedom and independence to choose appeals to even the youngest of the children when creating their own masterpieces. Our art trolley with its many compartments enables us to provide a wide and varying range of materials to stimulate many ideas and projects.



Pookie Russell,

Pre-school Leader, Rose House Montessori Pre-school, London



Help yourself trolley with cream totes **H572**

Includes: 8 green cups, 7 quarter totes, 5 half totes, 3 cream shallow totes, 6 cream deep totes



Help yourself trolley with clear totes **H571**

Includes: 8 green cups, 7 quarter totes, 5 half totes, 3 clear shallow totes, 6 clear deep totes

Accessories



Deep tote **F890**
15 cm high, base 23 x 29 cm
Choose tote colour ☐ ☐



Four cream half totes **F981**



Four cream quarter totes **F991**



Five green cups **F971**

Tool corner (H552)

Store scissors, paint brushes and other craft tools in the Tool corner.



Paper corner (H551)

The Paper corner accommodates an enticing assortment of paper.




Craft counter top 3 (H553)

Display accessories in the small totes, and craft ribbon on the dowel. The wide slots hold cardboard or collage materials. Paper corner and Tool corner included.



Craft shelf 3 (H585)

Angled display lets children see what's in the Carry crates as they browse for craft materials.



Flip up the hidden wheels to move the shelf.



Create an art zone

Design a protected art area into your classroom. Use Roomscapes posts to connect the Creative unit to panels or shelves. See pages 51–76

Art Storage

ECERS 20:7.3, 5.1 ITERS 7:7.2, 7.1

Organised and accessible storage is essential for an art area. These units allow you to display a wide variety of craft materials so children can browse, select and create all on their own.

Creative units offer an easy-to-view angled display, while supply units provide more storage capacity. The Craft counter tops fit onto 37 cm deep shelves that are 94 or 124 cm long.

Accessories



Medium carry crate
G494
15 cm high, base 27 x 33 cm



Deep tote **F890**
15 cm high,
base 23 x 29 cm
Choose colour ☐ ☐



Small carry crate
G492
15 cm high, base 21 x 27 cm



Four cream half totes
F981



Five green cups
F971



Four cream quarter totes
F991



Supply unit 3 with totes
H577
Includes Craft counter top 3 H553,
and Tote shelf 94 x 61 cm with totes F682
Choose tote colour ☐ ☐

Supply unit 3 with Carry crates
H587
Includes Craft counter top 3 H553, and
Tote shelf 94 x 61 cm with Carry crates F554



Supply unit 4 with totes
H578
Includes Counter top 4 H554,
and Tote shelf 124 x 61 cm with totes F684
Choose tote colour ☐ ☐

Supply unit 4 with Carry crates
H588
Includes Counter top 4 H554, and
Tote shelf 124 x 61 cm with Carry crates F567



Creative unit 3 with totes
H573
Includes Craft counter top 3 H553,
and Craft shelf 3 H575
Choose tote colour ☐ ☐

Creative unit 3 with Carry crates
H583
Includes Craft counter top 3 H553,
and Craft shelf 3 with Carry crates H585



Creative unit 4 with totes
H574
Includes Counter top 4 H554,
and Craft shelf 4 H576
Choose tote colour ☐ ☐

Creative unit 4 with Carry crates
H584
Includes Counter top 4 H554,
and Craft shelf 4 with Carry crates H586



Craft shelf 3 with totes
H575
Includes 6 deep totes
Choose tote colour ☐ ☐

Craft shelf 3 with Carry crates
H585
Includes 4 small and 3 medium Carry crates



Craft shelf 4 with totes
H576
Includes 8 deep totes
Choose tote colour ☐ ☐

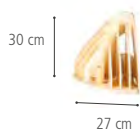
Craft shelf 4 with Carry crates
H586
Includes 5 small and 4 medium Carry crates



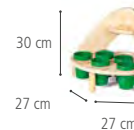
Craft counter top 3 **H553**
Includes Paper corner, Tool corner with
5 green cups, 2 quarter totes, 2 half totes



Craft counter top 4 **H554**
Includes Paper corner, Tool corner with
5 green cups, 4 quarter totes, 4 half totes



Paper corner
H551



Tool corner **H552**
Includes 5 green cups

Low art island, 71 cm wide (H500)

Wooden handholds are a convenient place for hanging aprons and assist children who need extra support.

Adjustable shelf is convenient for paper storage or optional totes. Totes also fit between the A-frame whiteboards.



Flip the whiteboard over and it becomes a chalkboard. Children can attach their own paper on either side using the extra-strong magnets.

Paint trays catch the drips and remove easily for clean-up.



Up to roll. Down to stay. Just flip up the wheels, roll it where you want, then flip them down for a perfectly stationary unit.



With quick-release latches, Art Islands instantly convert to Floor easels. Now the painting surface is accessible to toddlers!



Art islands and Floor easels

ECERS 2:7.2, 20:5.1
ITERS 2:5.4, 5.3; 17:7.2

Mobile and versatile: easel, magnetic whiteboard, and chalkboard in one. Here children can find room to express their creativity with paints, chalks or markers.

Floor easels are ideal for ages 1–3, as a toddler can reach to the top. Low art islands slightly raise the work surface for ages 2–5, while High art islands suit ages 5–8.

Accessories



Shallow tote **F880**
8 cm high, base 24 x 31 cm
Choose colour ☐ ☐



Deep tote **F890**
15 cm high, base 23 x 30 cm
Choose colour ☐ ☐



Extra set of 10 magnets
H540


Replacement whiteboards available.



High art island, 132 cm wide
H530
For ages 5–8
Includes 2 white/chalkboards and 10 magnets




High art island, 71 cm wide
H515
For ages 5–8
Includes 2 white/chalkboards and 6 magnets




Low art island, 132 cm wide
H520
For ages 2–5
Includes 2 white/chalkboards and 10 magnets



Low art island, 71 cm wide
H500
For ages 2–5
Includes 2 white/chalkboards and 6 magnets



Floor easel, 132 cm wide
H525
For ages 1–3
Includes 2 white/chalkboards and 10 magnets



Floor easel, 71 cm wide
H505
For ages 1–3
Includes 2 white/chalkboards and 6 magnets

Multi-purpose easel (H820)

Use the whiteboard for painting and dry erase markers, or flip it over and use it as a chalkboard. Magnets work on both surfaces.



Hold paper at a convenient height with extra strong magnets. Children can do it themselves.

Tray snaps into place to hold art equipment and catch the paint drips. Remove it easily for clean-up.

Store or move the solid hardwood frame by simply folding it flat.



Position the white/chalkboards at convenient working heights by moving the tray brackets up or down.

Multi-purpose easel

ECERS 2: 7.2, 5.2, 5.1

Today it's a magnetic board for letters, shapes and number games. Tomorrow it's a dry erase marker board for young authors. At read-aloud time, it's a big bookstand, and during "free choice," a painting easel and display board for finished artwork. At the end of the day, it becomes a message board for parents or a presentation easel for staff meetings.

For ages 2 to adult



Multi-purpose easel

H820

Includes 2 magnetic white/chalkboards for easel, set of 6 magnets

“

I ordered this easel on Tuesday afternoon; by Wednesday lunch time it was already in use. Excellent service and a beautiful product, as usual.

”

Maureen Leaver,

Adventure Tots Children's Nursery

Accessories



Extra set of 10 magnets

H540

Replacement whiteboards available



Big Book story time!

Use magnetic letters or dry erase markers as additional teaching aids.



Your easel can also be a message board or hold a flip chart.



Drying rack (H560)

Removable racks allow you to adjust the spacing for bigger projects. Holds a maximum of 20 racks.



Removable tray catches paint drips and is easy to clean.



Up to roll. Down to stay.

Just flip up the wheels, roll it where you want, then flip them down for a perfectly stationary unit.



Peg tree (H559)



Durable, waterproof Tulip aprons come in three colour-coded sizes.



Eight pegs invite children to hang up their aprons independently.

Drying rack, Peg tree & Tulip aprons

Store children's freshly completed artwork on this mobile drying rack. There's space for paintings as well as 3D models – just re-arrange the wire racks accordingly.

Place the Peg tree anywhere in the art area, allowing children to hang up their own aprons. Our Tulip aprons slide on easily and fasten at the back with Velcro. They're quick to clean: simply wipe off paint and glue with a wet cloth.



Drying rack **H560**

Includes: 10 wire racks and 1 plastic tray

10 Extra wire racks **H562**



Peg tree **H559**



Racks are strong steel wire with a UV-resistant coating. Fits A2 paper.



Large Tulip apron **H863**

For a child 114–132 cm tall,
approximately 5–7 years



Medium Tulip apron **H862**

For a child 97–114 cm tall,
approximately 3–5 years



Small Tulip apron **H861**

For a child 81–97 cm tall,
approximately 0–3 years

Complete Workbench (H221) and Tool set (H228)



To keep tools out of reach,
move the clear plastic cover from the
back to the front of the cabinet.



An array of materials in the Help yourself trolley will entice young inventors.



Working with wood supports children's developing STEAM skills.

Workbench



ECERS 2:7.2, 5.1; 19:5.3, 5.2; 26:5.4, 5.1

Children need to make things – and they crave real tools. Our sturdy, child-sized workbench provides a stable work platform just right for your young carpenters. This Workbench will inspire a new generation of inventors and artisans by enabling true hands-on learning.

For ages 3 to 6



Woodwork allows children to become the innovators, sculptors, engineers and architects of tomorrow. The experience of working with wood and tools leaves deep memories and becomes part of children's DNA.



Pete Moorhouse,
"Woodwork in the early years"



Complete workbench H221

Includes Basic workbench, Tool cabinet, Workbench storage (Tool set not included)



Tool set H228

Includes saw, hammer, file, 2 screwdrivers, 2 pairs of safety glasses. These are child-size real tools. Adult supervision required.



Basic workbench H220

Includes two vices (three mounting locations)



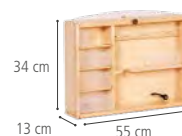
Workbench storage H226

Includes shelf and two Large carry crates



Help yourself trolley with clear totes H571

Includes 8 green cups, 7 quarter totes, 5 half totes, 3 clear shallow totes, 6 clear deep totes



Tool cabinet H227

Includes clear cover and 6 containers



Tool cabinet can be latched in various positions ... or just stored below for a clear work surface. Add an extra one to gain more storage space or to create individual work stations.



Made in the UK

communityplaythings.eu



Blocks and trucks

Unit blocks

page 138



Mini unit blocks

page 143



Indoor hollow blocks

page 145



Mini hollow blocks

page 147



Trucks and aircraft

page 149



For outdoor blocks see page 23





Block family

Blocks are teachers, not just toys. Block play offers a vast range of experiences, enriching every area of the curriculum and supporting child development.

For over 100 years educators have been promoting the use of blocks in early childhood classrooms as a powerful learning tool. Because modular blocks are so versatile, they offer endless opportunities for a child's imagination to soar while discovering basic math and science principles, practicing problem-solving techniques and social skills, and building a solid foundation for future education.



Mini unit blocks
p. 143

Unit blocks
p. 138

Mini hollow blocks
p. 147

Hollow blocks
p. 145

Mathematically modular. All four sizes of blocks share the same modular proportions.



Video: The value of block play

communityplaythings.co.uk/foundations



Mini unit blocks introduce toddlers to open-ended, constructive play on a scale that fits small hands.



Hollow blocks encourage cooperative play. Block play serves every area of learning and development.

Unit block sets

ECERS 22: 7.1, 7.2, 5.2; 4: 7.2 ITES 19: 7.1; 15: 5.2



School set **G464**

720 blocks in 20 shapes
Our largest set for 18–20 children

Generous storage for G464



School set with storage A **G440**

Includes 3: Fixed shelf 124 x 61 cm F643

Space-saver storage for G464



School set with storage B **G442**

Includes 2: Fixed shelf 124 x 81 cm F645



Half school set **G462**

360 blocks in 20 shapes

Generous storage for G462



Half school set with storage A **G444**

Includes 2: Fixed shelf 124 x 61 cm F643

Space-saver storage for G462



Half school set with storage B **G446**

Includes Fixed shelf 124 x 81 cm F645



Quarter school set **G461**

180 blocks in 20 shapes

Generous storage for G461



Quarter school set with storage A **G448**

Includes Fixed shelf 124 x 61 cm F643

Space-saver storage for G461



Quarter school set with storage B **G458**

Includes Fixed shelf 94 x 61 cm F661



Preschool set **G431**

149 blocks in 20 shapes.

Generous storage for G431



Preschool set with shelf **G468**

Includes Fixed shelf 94 x 61 cm F661



Preschool set with trolleys **G478**

Unit block sets

ECERS 22: 7.2, 7.1, 5.2; 4: 7.2 **ITERS** 19: 7.1; 15: 5.2

Providing enough blocks, space and time is critical to the quality of children's block play. These Unit block sets contain large numbers of the most useful and popular shapes.

For storage, low open shelves allow the blocks to be sorted by size and shape. Generous space helps children to classify and organize the blocks during clean up. More compact, space-saver storage options are available as well.

Each block set is shown with recommended storage options.

For ages 3 and older



Introductory set **F151**

92 blocks in 16 shapes. Just right for a family.



Introductory set with shelf **G456**

Includes Fixed shelf 94 x 61 cm **F661**



Introductory set with Block trolley **F153**



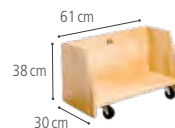
Supplementary set **G475**

57 blocks in 14 shapes.

Add this to the Introductory set to complete a Preschool set

Blocks included:	G464	G462	G461	G431	F151	G475
Units	204	102	51	43	25	18
Double units	152	76	38	20	15	5
Quadruple units	44	22	11	8	4	4
Half units	64	32	16	16	8	8
Pillars	32	16	8	8	8	0
Double pillars	16	8	4	4	2	2
Triangles	16	8	4	4	2	2
Small triangles	32	16	8	8	4	4
Ramps	32	16	8	6	4	2
Large cylinders	16	8	4	4	4	0
Small cylinders	16	8	4	4	4	0
Big building boards	16	8	4	4	0	4
Roof boards	16	8	4	4	4	0
Unit arches	8	4	2	2	2	0
Elliptical curves	8	4	2	2	0	2
Quarter circle arches	16	8	4	4	2	2
Quarter circles	16	8	4	4	2	2
Half roman arches	8	4	2	2	2	0
Intersections	4	2	1	1	0	1
Side roads	4	2	1	1	0	1
Total pieces	720	360	180	149	92	57

Accessories



Block trolley
A60



Fixed shelf 124 x 81 cm
F645



Fixed shelf 124 x 61 cm
F643



Fixed shelf 94 x 61 cm
F661

See p. 54

More information on shelves

Half school set
(G462)



Mathematically modular

The length of each block is twice the width, which is twice the thickness.

Gently rounded corners give the blocks an appealing, velvet-smooth feel.

Village vehicles are the perfect size for a Unit block highway.



Hands-on learning: Block play solidly supports emerging STEM skills.



Teamwork: Block play encourages the development of important language and social skills.

Unit blocks

ECERS 22: 7.2, 7.1, 5.2; 4: 7.2 ITERS 19: 7.1; 15: 5.2

Because of their great potential and versatility as a learning tool, Unit blocks should be standard equipment in all early years classrooms. These blocks are precisely crafted out of solid birch, ensuring decades of building, learning and fun. Dimensions of the Unit block are 140 mm x 70 mm x 35 mm.

To purchase individual shapes, see communityplaythings.co.uk/shapes

For ages 3 and older



Unit



Half unit



Double unit



Pillar



Double pillar



Quadruple unit



Unit arch



Half roman arch



Quarter circle



Ramp



Triangle



Small triangle



Intersection



Side road



Quarter circle arch



Elliptical curve



Large cylinder



Small cylinder



Big building board



Roof board



Engineering demands precision! Consistent quality is crucial: We make our blocks accurate to within 0.25 millimetres.



Mini units share the same modular proportions as Unit blocks.

Natural wooden blocks fit comfortably into little hands.

Single set (G481) and Deep tote (F890)



Mini unit blocks are great for tabletop play. Older children in your after-school provision will enjoy them too.



Add the finishing touch! Mini unit blocks are excellent used in conjunction with Unit blocks.

Mini unit blocks

ECERS 19: 5.1; 22: 7.1 **ITERS** 15: 5.1; 19: 7.1

Mini unit blocks are both delightful for a toddler's small hands and ideal for school-age tabletop play. Children love the natural wood texture and enjoy building intricate structures with these precisely machined blocks.

Mini unit blocks are exactly half the size of our well-known Unit blocks. They are small but safe, meeting the European toy standards' small-parts tests.

For ages 1 and older



Double set G482
182 blocks in 17 shapes.



Single set G481
91 blocks in 17 shapes.

Accessories



Deep tote F890
15 cm high, base 22 x 28 cm
Choose tote colour ☐ ☐



The Double set fills 2 Deep totes, loosely jumbled for easy clean-up.



The Single set fills a Deep tote, loosely jumbled for easy clean-up.

These large, easy-to-grasp blocks let children create their own child-sized play structures.

A child can easily get hold of the open sides of Hollow blocks.

Half Preschool set (B551)

Built to last
Solid birch construction will provide years of building and play.



Ready to roll: Add a fleet of Large trucks and create a Hollow block highway system. See page 149



Open-ended drama: Create your own life-sized role play setting with Hollow blocks.

Indoor hollow blocks

ECERS 8: 7.2, 5.1; 22: 7.3, 7.1 **ITERS** 16: 7.3; 5.3

Construction with Hollow blocks offers opportunity for cooperative, large-muscle building experiences that support all areas of learning. As children interact, they learn to communicate and solve problems.

Choose from the five sets below, and add any number of individual blocks to satisfy your young builders' requirements. The Hollow block trolley, sold separately, offers convenient, mobile storage.

For ages 3–8

Blocks included:	B652	B651	B552	B551	B501
Squares	28	14	16	8	5
Double squares	16	8	8	4	2
Half squares	16	8	8	4	2
Ramps	4	2	4	2	2
Short boards	8	4	8	4	4
Long boards	16	8	8	4	2
Total pieces	88	44	52	26	17
Storage (optional)	A45 (2)	A45	A45	A45	A45

Accessories



Hollow block trolley **A45**



School set **B652**

88 pieces in 6 shapes. Fits in two A45 Hollow block trolleys.



Preschool set **B552**

52 pieces in 6 shapes. Fits in one A45 Hollow block trolley.



Half school set **B651**

44 pieces in 6 shapes. Fits in one A45 Hollow block trolley.



Half preschool set **B551**

26 pieces in 6 shapes. Fits in one A45 Hollow block trolley.



Introductory set **B501**

17 pieces in 6 shapes.



Top-up set **B020**

Includes 2 Double squares, 3 Squares, 2 Half squares, 2 Long boards



Top-up set **B060**

Includes 2 Ramps, 2 Squares and 4 Short boards



Two half squares **B620**

14 x 14 x 28 cm



Double square **B623**

14 x 28 x 56 cm



Two short boards **B624**

10 x 56 cm x 14 mm thick



Square **B621**

14 x 28 x 28 cm



Ramp **B622**

14 x 28 x 56 cm



Two long boards **B625**

14 x 112 cm x 19 mm thick



Cleats hold the long boards firmly in place, allowing the trolley to carry larger sets of blocks.

Half nursery set (B405)
Block trolley (A60)



Open sides allow little hands to pick the blocks up easily. Weight and size are appropriate for toddlers.

Built to last
Solid birch construction and clear, durable finish ensure decades of heavy-duty play.



A vehicle for every road: Small trucks are the perfect size for this highway. See page 149.



Mini hollow blocks are modular with Unit blocks and Hollow blocks, so all sizes can be used together.

Mini hollow blocks

Just the right size and shape for little builders, Mini hollow blocks give toddlers their first taste of large muscle block play. Older children find them an exciting extension to Unit block play and perfect for adding detail to Hollow block constructions.

For ages 2 and older



Nursery set B410

38 pieces in 4 shapes. Fits in two A60 Block trolleys.



Half nursery set B405

19 pieces in 4 shapes. Fits in one A60 Block trolley.



Introductory set B402

7 pieces in 4 shapes.

ECERS 8: 7.2, 5.1, 5.2; 22: 7.1, 7.3
ITERS 16: 7.3, 5.3



Video: The value of block play


communityplaythings.co.uk/foundations

Blocks included:	B410	B405	B402
Mini squares	20	10	2
Mini doubles	8	4	2
Mini quads	6	3	1
Mini ramps	4	2	2
Total pieces	38	19	7
Storage (optional)	A60 (2)	A60	

Accessories



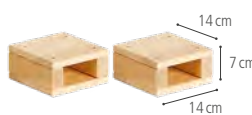
Block trolley A60



Mini quad B434



Two mini doubles B422



Two mini squares B430



Two mini ramps B423

This open trolley holds the Half nursery set of Mini hollow blocks. The tilted bed keeps everything in.



Pair Small trucks and Village vehicles with Unit or Hollow blocks and watch an entire metropolis emerge.



Safe

The Villagers easily pass the small parts test to prevent swallowing. The hole provides an airway for added safety.



Complete fleet

Vehicles and trucks combine nicely, adding new possibilities to children's play.

Set of four big trucks (T114)



The Coach has a cargo bay big enough for Village vehicles.

Vehicles and aircraft

ECERS 19: 5.1 ITERS 19: 7.2; 15: 7.2, 5.1

Make way for miles of active fun with our collection of on-the-go vehicles. All are made of durable hardwood with gently rounded edges for many hours of safe driving. The simple, uncluttered design encourages creativity and imagination.

Large trucks for ages 3–6

Village vehicles, small trucks and aircraft for ages 1–6



Set of four big trucks

T114

Includes 8 Villagers



Set of five small trucks

T70

Includes 5 Villagers



Fire engine **T30**

58 cm long

Includes ladder and 2 Villagers



Artic **T15**

69 cm long

Includes 2 Villagers



Flatbed **T20**

69 cm long

Includes 2 Villagers



Coach **T28**

58 cm long

Includes 2 Villagers



Small fire truck **T77**

39 cm long

Includes Villager and 2 ladders



Small artic **T73**

34 cm long

Includes Villager



Four village vehicles

D612

Includes 2 cars, 2 vans and 6 Villagers



Two village vehicles

D611

Car 11 cm long, van 14 cm long
Includes 3 Villagers



Village vehicle

D610

Includes Villager



Helicopter **T51**

27 cm long

Includes Villager



Airplane **T76**

38 cm long

Includes 3 Villagers



Six villagers **D613**

7 cm high



Small flatbed **T74**

28 cm long

Includes Villager



Small dump truck **T72**

28 cm long with dumping bed

Includes Villager



Small tank truck **T71**

24 cm long

Includes Villager



The Artic has lots of room for real cargo. Drivers – put the lid on, close the tailgate, and start the engine!



Role play

Home corner furniture

page 153



Drama centres

page 159



Doll furniture

page 161



Soft seating

page 163



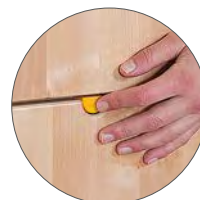
Play tables

page 165



Kitchenette (C525)

Round handholds on each unit are perfect for posting.



Safe
Units latch securely into place – no tools needed.



Bamboo backs on Sink, Cooker, Washing machine, and Low cabinet give a natural, homely feel.



Magnetic whiteboards on Fridge and Welsh dresser encourage mark making.



Learning and development
Babies love the posting holes, mirrors, doors that open, and dials that turn.



Adjustable height
Low units are just the right height for toddlers. Stack them on drawers for older children.



Easy for Staff
Tool-free latches and convenient handholds make reconfiguring your home corner set simple.

Home corner furniture

ECERS 24:5.3, 5.4 ITERS 20:5.2, 5.4

Just like home. With dials and taps that turn, doors that open, raised burners, and the natural warmth of wood, our home corner furniture creates a child-size world of work and play. Modular to each other and to Roomscapes shelving, you can arrange the units in any way you choose. The drawer unit can be used to raise any home corner unit for older children. Slip a kitchen bowl into the sink unit to add water.

For ages 1–6



Time for tea! Stacking stools make child-sized seating in the kitchen. See page 111.



Cooker and drawer C513



Low cooker C503



Sink and drawer C512



Low sink C502



Fridge C505
Includes deep tote and 4 magnets



Low cabinet C501



Welsh dresser C506
Includes shallow tote and 4 magnets



Washing machine C504

Accessories



Extra set of 10 magnets **H540**



Arch C510
Use with 2 Welsh dressers



Drawer C509



Pinch-free,
self-closing hinges.



Home corner sets

ECERS 24:5.3, 5.4 ITERS 20:5.2, 5.4

Choose from our preconfigured sets for an easy way to start. Home corner units are modular to each other, so arrange, change, and add to your collection. Simply beautiful, this corner will enchant little home-bodies with its timeless charm.



Add stacking stools and a play table to your home corner to make a fashionable kitchen-cum-diner. Products shown are Complete home corner C555, Stacking stools J123, and Round play table C231.



Complete home corner

C555

For ages 3–5.

Everything including the kitchen sink! Make your home corner the family hub, with a kitchen living room style layout.

Enjoy puppet theatre entertainment and popcorn while the washing gets done on the side.



Washing Machine
C504

Low cooker
C503

Low Sink
C502

Low Cabinet
C501

Fridge
C505

2 Welsh dressers
C506

Arch
C510

8 Drawers
C509



Country kitchen

C535

For ages 3–5.

If you're feeling rustic, Welsh dressers are definitely the way to best exhibit your family collections. Then splash out and turn your living room into a hair salon.



Low sink
C502

Low cooker
C503

Washing machine
C504

4 Drawers
C509

Fridge
C505

2 Welsh dressers
C506



Sussex kitchen

C537

For ages 2–5. This popular combination of home corner favourites provides many role play opportunities. A shop on High street one day becomes a science laboratory the next, but there's always lots of work getting done. For older children, purchase two additional drawers to raise sink and cooker height.



Low sink
C502



Low cooker
C503



2 Drawers
C509



2 Welsh dressers
C506



Arch
C510



Toddler collection

C530

For ages 1–3. Create a space your toddlers love exploring, with turning dials, shiny mirrors and posting holes. Pinch-free and sturdy, this child-friendly area is a worry-free world of discovery.



Low sink
C502



Low cooker
C503



Low cabinet
C501



Washing machine
C504



Welsh dresser
C506



Kitchenette

C525

For ages 2–5.

Cook a five star meal in a mini-kitchen. The two drawer units in this compact kitchen make it adaptable for a wide range of children.



Low sink
C502



Low cooker
C503



2 Drawers
C509



Welsh dresser
C506



Starter home corner

C538

For ages 1–3.

Starting with the basic items allows room to grow your collection in the future. (Studio flats are eco-friendly, and you're less likely to forget to turn off the stove burner!)



Low sink
C502



Low cooker
C503



Washing machine
C504

Drama centre (C700) and Peg tree (H559)



Hook spots hold the Flowie in place.

The peg tree collects hats, scarves and necklaces.

Compact dress-up unit (C715)



Done for the day, or just ready for a change of scenery? Flip up the trim, roll to a new location, and flip it down to lock in place.



The dress-up box is a cosy space to climb into, and even the youngest toddlers can help at clean-up time.

Drama centres

ECERS 24:5.4 ITERS 2:7.3, 5.3; 20:5.3

Role play, dramatic play, imaginative play – everyone agrees it's essential. It starts with a dress-up unit with lots of storage space. Click the arches into place, toss a Flowie over them, and you have an instant stage or cosy space. Made of transparent netting, the Flowie will give children a sense of being in their own world while you can still supervise.

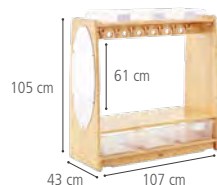
The compact drama centre saves on space and serves younger children. Instead of trays for storage, we provided a dress-up box.

Accessories

-  Flowie, Sage **C707**
218 cm x 310 cm
-  Flowie, Sky **C708**
218 cm x 310 cm
-  Flowie, Sand **C709**
218 cm x 310 cm




Drama centre C700
Choose Flowie colour   
Includes Dress-up unit,
Arches kit and Flowie



Dress-up unit C705
Includes 3 deep clear trays and
3 shallow clear totes




Peg tree H559



Drama centre arches kit C706
Choose Flowie colour   
Includes 2 arches and a Flowie




Compact drama centre C710
Choose Flowie colour   
Includes Compact dress-up unit,
Compact arches kit and Flowie



Compact dress-up unit C715



Theatre set C945
Choose colour   
Includes Compact drama centre and
Small corner stage set (See p. 199)



Compact drama centre arches kit C716
Choose Flowie colour   
Includes 2 arches and a Flowie



See p. 199 **Stage sets**

Child's rocker (J940)

The home corner can be busy, so give your children a place to relax.



Doll cradle (C140)

The cradle can comfortably hold a small child with a soft toy.



Doll bed (C110)

Stack up two to make a cosy bunk for sleepy dolls.



Pushcart (D120)

Carefully designed to resist tipping, the Pushcart is perfect for one-year-olds taking their first steps.



Doll furniture

ECERS 24:5.3 ITERS 20:7.2, 5.4

Doll furniture supports children's love of dramatic and social play. This open-ended equipment is solidly constructed and provides rich opportunities to re-enact the events of daily life.

For ages 2–6



Home corner set

C138

Includes Pushcart, rocker, doll high chair and bed



Playsize set of three

C145

Includes rocker, cradle and doll high chair



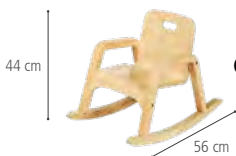
Pushcart **D120**



Doll cradle **C140**



Doll bed **C110**



Child's rocker **J940**



Doll high chair **D130**



Children can easily lift and carry the Doll high chair, using the side handholds.




Child's sofa
(J651)



Child's armchair
(J640)



Impermeable cushions can be cleaned with soap and water. Stains are easily removed.



Highly durable, puncture-resistant cushions allow for years of daily use.



An armchair creates an inviting space that provides quiet, security and the feel of home: time-out during a busy day.



Where would you go with a good book? The child's sofa adds a welcoming touch and invites curling up for a good read.

Child's sofa and armchair

ECERS 3:7.1

Perfect for the book corner and role play areas, this soft seating will bring a touch of home to your setting. Children love this furniture which is just their size. With a 39 cm seat depth, these seats are comfortable for adults too.

Upholstery is tough, waterproof and easily cleaned.



Child's sofa, beige
J650



Child's sofa, blue
J651



Child's armchair, beige
J640



Child's armchair, blue
J641



There's plenty of room on this sofa – and since it's sized perfectly for children, everyone gets a good view at story time.



See p. 203

Soft seating for adults

Round Play table set (C233)

Clear, child-safe finish brings out the beauty of the solid wood.



The home-like touch
Smoothly rounded edges and solid 3 cm birch top.

Wobble-free solid hardwood legs at the outermost edge of the table make it exceptionally steady.



Round play table
53 cm high (C231)



Square play table
40 cm high (C221)



Rectangular play table
30 cm high (C241)


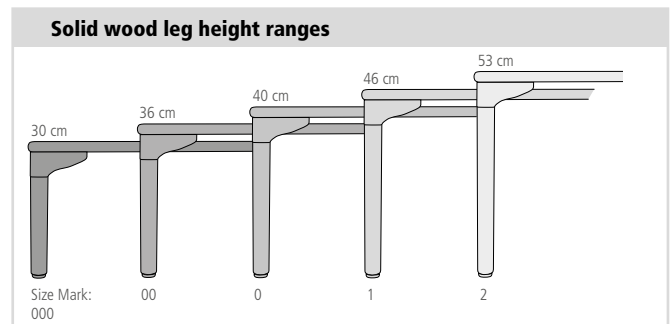
Play tables

ECERS 2:5.1, 5.2 ITERS 2:7.2, 5.2

As the centrepiece of the home corner, Play tables invite children in for a cup of tea or a royal banquet.

Order a table and chair set, or make your own using the age-appropriate chair and table heights on page 97 as a guide.

Because these tables have solid wood tops they are not recommended for real meals or wet/messy activities.



Square Play table C221

Includes 4 legs
Choose 30, 36, 40, 46
or 53 cm table height




Square Play table set

Includes Table and 2 Woodcrest chairs

Table 53 cm and chairs 31 cm
C224

Table 46 cm and chairs 26 cm
C223

Table 40 cm and chairs 21 cm
C222



Round Play table C231

Includes 4 legs
Choose 30, 36, 40, 46
or 53 cm table height



Round Play table set

Includes Table and 2 Woodcrest chairs

Table 53 cm and chairs 31 cm
C234

Table 46 cm and chairs 26 cm
C233

Table 40 cm and chairs 21 cm
C232



Rectangular Play table C241

Includes 4 legs
Choose 30, 36, 40, 46
or 53 cm table height



Rectangular Play table set

Includes Table and 4 Woodcrest chairs

Table 53 cm and chairs 31 cm
C244

Table 46 cm and chairs 26 cm
C243

Table 40 cm and chairs 21 cm
C242



See p.111 → Stacking stools



Active play

PlayFrame

page 169



Push me-pull me

page 173



Kiddie cars

page 173



Grand PlayFrame (V885)



All adjustments are tool-free.



Lightweight

Change the configuration to vary children's play.

A perch at any level can attach a ladder, slide or bridge.



Children's play is very physical, involving lots of action and testing of their abilities. It's thrilling for a child to realise "Yes, I can do this!"



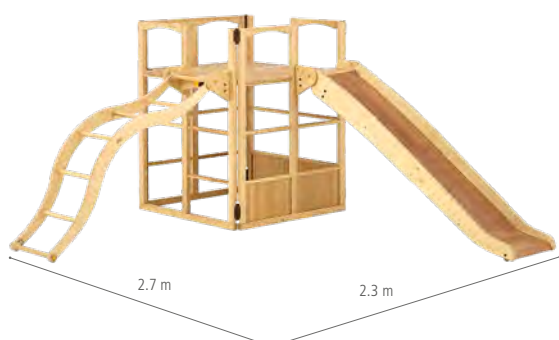
The PlayFrame allows staff to gradually raise the level of challenge as children's skills and confidence grow.

PlayFrame



ECERS 8: 7.1, 7.2, 5.2; 24: 7.3;

Children learn best through movement and play. Play builds social skills such as negotiating, discussing plans and sharing resources. The PlayFrame supports a wide variety of active and imaginative play, and provides a fun and developmentally appropriate space for preschool children to develop gross motor skills. The PlayFrame's versatility means children never tire of it, as with a fixed structure.



Bridge PlayFrame V875

Includes square, bridge, slide, 2 perches and 2 platforms

Soft surfacing required. Use Set of 8 mats V808. Other surfaces such as rubber safety surfacing may comply.

Important


Soft surfacing required

Use our mats to comply with EN 1177 Playground surfacing requirements (1.5 metre fall height). Other surfaces such as rubber safety surfacing may comply.

Dimensions

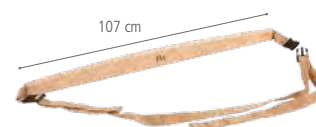
Height	1.3 m
Square base	1 m x 1 m
Ladder extends	0.7 m
Slide extends	1.7 m
Bridge spans	1.7 m

Accessories



Set of 8 mats **V808**
For Bridge PlayFrame

Set of 14 mats **V814**
For Grand PlayFrame



PlayFrame strap **V845**
Mount strap to the wall for
storing collapsed Playframe.



Grand PlayFrame V885

Includes 2 squares, bridge, ladder, slide, 4 perches and 4 platforms

Soft surfacing required. Use Set of 14 mats V814. Other surfaces such as rubber safety surfacing may comply.



Classic PlayFrame (V865)



Connectors are childproof, but teachers can easily take the PlayFrame apart.



All adjustments are **tool-free**.



Adjust platforms to respond to children's abilities and imaginations.




In real life a child may feel vulnerable but in play she's big and strong, driving trucks and putting out fires!

PlayFrame



ECERS 8: 7.1, 7.2, 5.2; 24:7.3

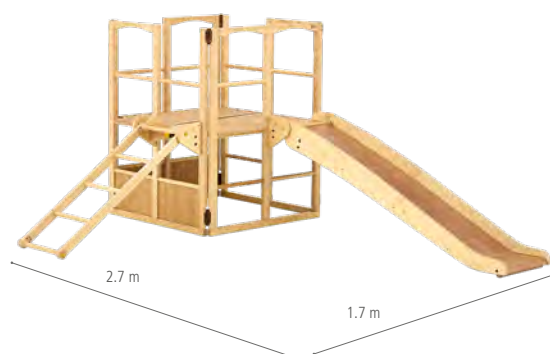
Ladders and slides can be attached at any level to provide age-appropriate risk. Climbing ladders at low angles requires different skills from climbing steep ladders. Children's development can be documented as they learn to manage the challenge of using ladders at varying heights. Platforms can be easily reconfigured for new play opportunities.



Starter PlayFrame V860

Includes square, ladder, perch and 2 platforms

Soft surfacing required. Use Set of 6 mats V806. Other surfaces such as rubber safety surfacing may comply.



Classic PlayFrame V865

Includes square, ladder, slide, 2 perches and 2 platforms

Soft surfacing required. Use Set of 8 mats V808. Other surfaces such as rubber safety surfacing may comply.

Important


Soft surfacing required

Use our mats to comply with EN 1177 Playground surfacing requirements (1.5 metre fall height). Other surfaces such as rubber safety surfacing may comply.

Dimensions


Height	1.3 m
Square base	1 m x 1 m
Ladder extends	0.7 m
Slide extends	1.7 m

Accessories



Set of 6 mats **V806**
For Starter PlayFrame

Set of 8 mats **V808**
For Classic PlayFrame



PlayFrame strap **V845**
Mount strap to the wall for storing collapsed Playframe.



Kiddie car (T12)

Oversteer protection prevents sudden spills and keeps young drivers on the right path.



These soft plastic tyres roll easily on carpet, tile or any other "road" surface.

Push me-pull me (Set of three) (P60)



A steel-reinforced hardwood hitch pin links the cars together quickly and easily.

Toddler teamwork!

Hitch up a train to encourage cooperative play.

Riding toys

ECERS 8: 7.2, 5.2 ITERS 16: 7.3, 5.5

Kiddie cars

If your children aren't big enough for tricycles they can learn to steer on Kiddie cars, exercising large muscles and developing coordination. Store indoors.



Kiddie car T12
For ages 3–5



Low kiddie car T17
For ages 1–3



Push me-pull me

Toddlers are constantly on the go and here's a perfect vehicle for their travels. The Push me-pull me can be used as a single car or hitched together to make a train.

For ages 2 to 3



Push me-pull me (Single) P61

Push me-pull me (Set of three) P60
Seat height 23 cm

More products for active play



Outlast
See p. 7



Outlast for toddlers
See p. 9



Trikes & scooters
See p. 37



Hollow blocks
See p. 145



Sleep

Coracle

page 177



Cots

page 179



Rest mat

page 181



Dream Coracle (G961)

No more lifting. Older babies climb in by themselves.



The formed-beech shape makes cleaning easy.

Fitted jersey knit sheets with elastic edging hug the mattress and are easily removed for washing.



Make a safe, calm space where babies can curl up and relax.



The Dream Coracle spares carers' backs as they need not lift or bend, but can interact comfortably on the child's level. Photo: Robertsbridge Children's Services

Dream Coracle



ITERS 8: 7.1, 5.1; 2: 7.1, 5.1, 5.3

The Dream Coracle provides an inviting sleep space or cosy retreat. Its low edge allows the child to climb in and out independently, and its high edge provides a feeling of security. Weighing under 6 kg, Coracles are easy to lift, and our thoughtful design keeps sheets clean when units are stacked. Sheets and blankets are machine washable.

For ages 6–20 months



Dream Coracle **G961**

Includes mattress with cleanable cover
Outside dimensions: 97 x 55 cm
Inside dimensions: 87 x 45 cm



Coracles enable our children to be more independent, thus we are better able to respond to their needs. Children's contentment has improved and staff can spend more time supporting play and development.



Deborah Barton

Nursery Owner, Horn End Nurseries Ltd.

Accessories



Coracle sheet **G966**
100% organic Supima cotton



Blanket **S16**
93 x 122 cm



Save precious floor space:
Dream Coracles stack securely.

BackSafe Cot (G257)



BackSafe design

Telescoping dowels "shrink" the side by 15 cm. One hand is all it takes to release the childproof latch.

Fitted sheets with elastic edging hug the mattress and remove easily for washing.



All-natural coconut fibre mattress passes flammability standards yet is free of chemical flame retardants.



Compact storage

Cots can be easily assembled or disassembled without any tools.

Adjustable mattress height: Whether you have newborns or older babies, the same cot will adjust to three heights using a simple childproof latch.



Distance from the top of the mattress to the top of the cot railing

High 23 cm

Medium 38 cm

Low 56 cm

Cots

ITERS 2: 7.1

Clear plastic ends enable supervision and allow cots to be placed end-to-end without compromising hygiene. The cot can safely accommodate newborns or older babies. No tools are needed to change mattress height. Practitioners love the BackSafe cot with its unique telescoping dowels, lowering the side to reduce extra bending and lifting.



Community cot G112
Mattress included



BackSafe cot G257
Mattress included

Evacuation cots

An Evacuation cot gets your children out of the room fast. The tough locking castors easily navigate thresholds. The Evacuation cot mattress is not height-adjustable.



Evacuation cot G25E
Mattress included
Distance from the top of the mattress to the top of the cot railing is 56 cm.



BackSafe evacuation cot G258
Mattress included



Beautiful, natural wood tones help create a peaceful environment for babies.

Accessories



Cot sheet G14
100% organic cotton



Blanket S16
93 x 122 cm




Replacement mattress G11
61 x 96 x 8 cm
Fits Community Playthings cots only

Rest mat (M62) with
Rest mat sheet (G19) and
Blanket (S16)



Fitted sheet is cotton knit
with elastic all around; it stays
snugly in place.



Heat-sealed folds are
totally waterproof.



The brown and green colour of the Rest mat helps you remember which side
touches the floor. Fold the clean side in for storage.



No cracking! These mats have a
15-year warranty.

Rest mat and Stacker

ECERS 2: 7.1 ITERS 2: 7.1

Rest mats provide safe comfort for children and convenience for teachers. The brown and green colouring helps you remember which side touches the floor. Lightweight, durable, and easy to clean, they fold to store on our Rest mat stacker or Roomscapes shelving.



Rest mat M62
2.5 cm thick
Folds to 30 x 55 x 11 cm



Rest mat stacker with 10 Rest mats M670
Includes 10 Rest mats



Adjustable shelf 124 x 81 cm F642
Holds 12 Rest mats
Comes with 2 adjustable shelves



Adjustable shelf 63 x 81 cm F622
Holds six Rest mats
Comes with two adjustable shelves



Adjustable shelf 63 x 61 cm F621
Holds four Rest mats
Comes with one adjustable shelf



Accessories



Blanket S16
93 x 122 cm



Rest mat sheet G19
100% cotton



Rest mats can be stored on Roomscapes shelves or on the Rest mat stacker. Tilt the stacker back to wheel to a new location.



Babies and toddlers

Nursery gyms

page 185



ToddleBoxes

page 197



Changing tables

page 201



Gliders

page 203



Chairs

page 205





Removable carpet comes off for easier cleaning.



Tool-free assembly

You can build or reconfigure your Nursery gym without any tools. It's easy to move panels around to suit your needs.

The palace (G865)



Every slide comes with a gate.



Additional gates can close off the ramp or stairs.

Nursery gyms



ITERS 16: 7.3, 5.3

Nursery gyms are a fun zone for toddlers, scrambling, crawling and cruising from one activity to the next. The interchangeable panels offer stimulating visual and tactile experiences. Carpeted platforms, safety railings and removable gates create a safe environment for active play.

Choose the set and configuration that best fits your space. All Nursery gyms are assembled with modular parts and a tool-free connecting system.

For ages 6 to 36 months.
Use only under direct adult supervision.

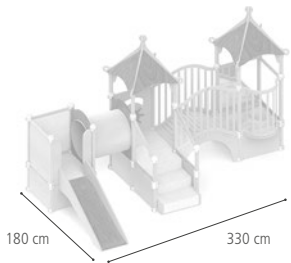
Dimensions (cm)	
Height (with tower)	196
Platform height	38
Railing height (from platform)	65
Platform unit	58 x 58
Steps extend	72
Slide extends	112
Ramp extends	112

Accessories	
	Ramp gate G888 Closes off the top of ramp
	Stair gate G895 Closes off the bottom of stairs



230 x 250 cm

Another configuration



180 cm 330 cm

The palace

G865

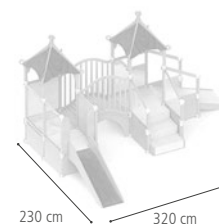
Includes Slide gate

Our largest set provides everything from exercise to role play and caters for children of many ages.



380 x 180 cm

Another configuration



Tower bridge

G847

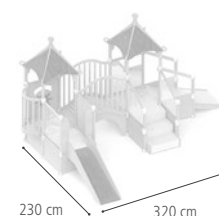
Includes Slide gate

With its two turrets, the Tower bridge will bring an impressive touch to your setting.



380 x 180 cm

Another configuration



Tower bridge with balcony

G848

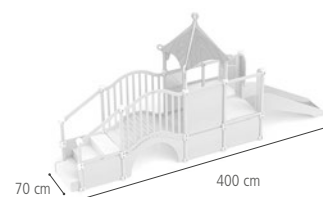
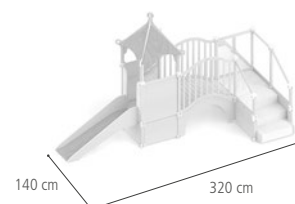
Includes Slide gate

The addition of a balcony and steering wheel provides even more opportunity for fun and imagination.



210 x 180 cm

Another configuration



Knightsbridge

G837

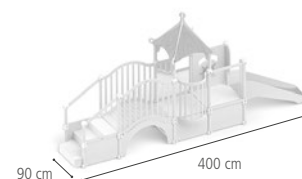
Includes Slide gate

Climb up, over and down.
Don't miss the two mirrors
under the bridge!



300 x 180 cm

Other configurations



Knightsbridge with balcony

G838

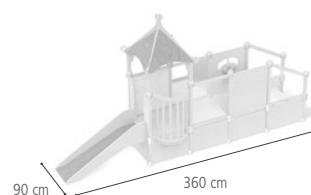
Includes Slide gate

Add the balcony and steering
wheel to the Knightsbridge,
and this beautiful gym can
become a ship complete with
upper decks.



180 x 180 cm

Another configuration



Windsor castle

G846

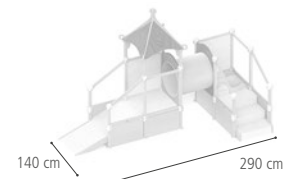
Includes Slide gate

Step out onto the balcony and wave to the crowds from this castle fit for royalty.





Other configurations



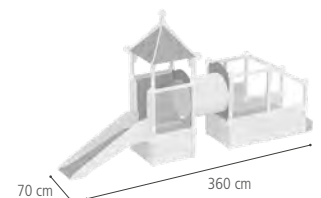
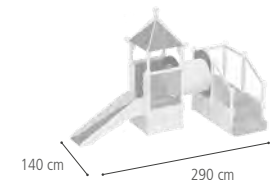
Gnome home with ramp

G858

Add the 'wow factor' to your nursery with this creative gym. Even toddlers still learning to walk can navigate the carpeted ramp. For a budget version without the tower, see the 'Mole hole' gyms on page 190.



Other configurations



Gnome home with slide

G857

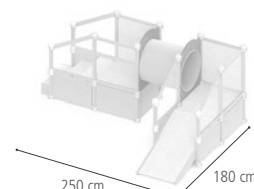
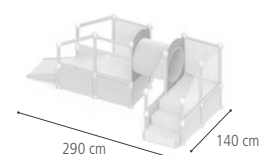
Includes Slide gate

Here's a compact version of the Palace, and a perfect home for little people. This option with a slide benefits children needing movement and risk opportunities.



180 x 180 cm

Other configurations



Mole hole with ramp

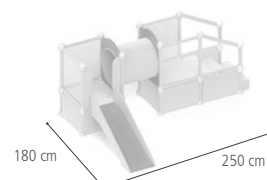

G856

Tunnels are for crawling through – but children can crawl under this one too. See the 'Gnome home' gyms on page 189 for an added touch of elegance to these configurations.



180 x 180 cm

Other configurations



Mole hole with slide

G855

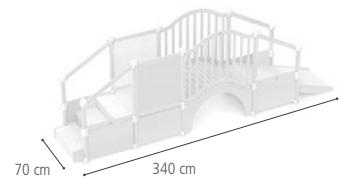
Includes Slide gate

Through the tunnel and down...to find your reflection in one of the mirrors! The slide caters to older children ready for more action and challenge.



260 x 140 cm

Another configuration



Billy goat's bridge with ramp

G836

The arched bridge is an adventure in itself. Even your youngest ones will manage to crawl up the ramp, and the view from the top makes little people feel really big!



220 x 180 cm

Another configuration



Billy goat's bridge with slide

G835

Includes Slide gate

This gym exchanges the ramp for a slide – perfect for your older toddlers.



290 x 140 cm

Sand dune

G826

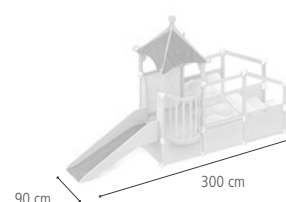
Includes Slide gate

Ramp, stairs or slide – the Sand dune includes all three, so take your pick! Variety in miniature, this gym offers a slide for go-getters craving more action, while still providing appropriate play opportunity for less mobile babies.



190 x 180 cm

Another configuration



Rapunzel's tower

G828

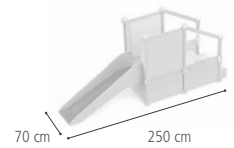
Includes Slide gate

A little tower for tots, with a cosy roofed space, and a balcony. For your youngest crawlers, consider the options with a ramp on page 194.



180 x 140 cm

Another configuration



Climb and slide

G815

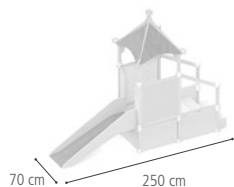
Includes Slide gate

This set is perfect if your children are ready for the challenge and excitement of a slide.



180 x 140 cm

Another configuration



Climb and slide with roof

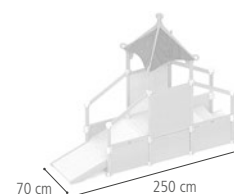
G816

Includes Slide gate

The decorative roof adds a magical touch to the Climb and slide gym.



Another configuration



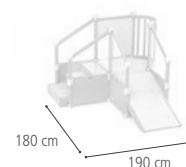
Up and over with roof

G807

Is your room tight on space? With a ramp for babies, this gym fits beautifully in a small room. For space-saver options featuring a slide for more active children, see the 'Climb and slide' gyms on page 193.



Another configuration



Up and over

G808

Here's another compact gym, this time with an elevated viewing platform – a new perspective that intrigues babies!



190 x 70 cm

Climb and crawl

G805

Our smallest set welcomes babies just learning to navigate stairs and ramps.





Open-ended playthings build creativity in young children. The versatility of our ToddleBoxes is a perfect example.

Right-way-up or upside down, these boxes create endless combinations for exploring.



Learning happens naturally as children negotiate crawling and climbing, up and down.



Children learn by moving. Repeated motions like climbing in and out of ToddleBoxes are opportunities to develop problem-solving and refine motor skills.

ToddleBoxes

ITERS 16: 7.3, 5.3, 5.4; 30: 7.2, 5.1, 5.3

ToddleBoxes offer endless possibilities for small-scale active play. Whether they are navigating winding pathways, stepping up and down, or climbing in and out, young children will develop important gross motor skills and muscles. Modular units let you select exactly what you want to fit your space, needs and budget. Start with a small configuration, and add to it over time.



Large curve C917
69 x 69 cm



Valley C924
69 x 35 cm



Small curve C916
35 x 35 cm



Ramp C914
35 x 35 cm



Hill C923
69 x 35 cm



Rectangle C913
69 x 35 cm



Square C912
35 x 35 cm



Steering wheel C918
21 x 31 cm

Connectability



ToddleBoxes connect: Insert the connector through two handholds and turn to engage. Flip the units over to connect them. Each unit comes with one connector.



How do I put it all together?

communityplaythings.co.uk/tb-demo



Amid the hustle and bustle, ToddleBoxes provide small children with places of retreat where they can view the world from safety.

Exmoor (C993)



ToddleBox connectors ensure security, stability, and easy reconfiguration.

Smooth, rounded handholds aid in easy reconfiguration.



Give interest and texture to flat floor space with a ToddleBox stage set. The added dimension of a raised surface opens up more possibilities for toddlers' play.

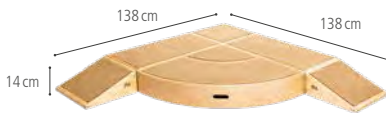


ToddleBox sets are versatile and modular, so staff can create playscapes that invite movement.

ToddleBox sets

ITERS 16: 7.3; 2: 7.1

Toddlers are constantly on the move. These sets create age-appropriate challenges for your energetic explorers. Arrange ToddleBoxes to create paths and steps, or flip them over for children to climb in.



Large corner stage set
C985

Includes Large curve, Small curve,
2 Rectangles, Square, 2 Ramps, 7 Connectors



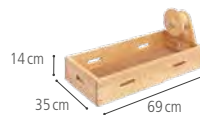
Small corner stage set
C965

Includes Large curve, Small curve,
Rectangle, Ramp, 4 Connectors



Toddler mountain
C994

Includes 2 Hills, 4 Ramps, 6 Connectors



Dodgem
C950

Includes Rectangle, Steering wheel,
2 Connectors



Exmoor
C993

Includes Rectangle, Hill, Valley, Steering
wheel, Square, Small curve, Large curve,
Ramp, 8 Connectors



High and over
C991

Includes Hill, Valley, Small curve,
Ramp, Square, Steering wheel, 6
Connectors



Weymouth harbour
C992

Includes Large curve, Hill,
2 Ramps, 4 Connectors



Pocket park
C990

Includes Square, Rectangle, Ramp,
Steering wheel, 4 Connectors



Wall-mounted shelf (G28)
Changing table with steps (G268)
 and **Extra storage (G269)**

Accessory mirror (G282)



The small mirror can attach to the underside of the shelf.



Movable dividers and label holders help organise children's personal items.

The built-in roll dispenser holds paper towels or plastic bags.

Durable padded pan is seamless for easy cleaning.

Generous storage space behind wood panelled doors with pinch-free hinges.



Flip up hidden wheels to move changing table.



Doors can be locked to provide child-proof storage. Open with key provided, or similar flat object.

Changing tables

ITERS 2: 7.1; 9: 5.3

Each moment of caring for a child is a potential learning opportunity. Every day, individualised routines such as nappy changing offer valuable chances for teacher-child interaction. A well-organised, safe, and sanitary changing station makes the experience relaxed and comfortable for both child and caregiver.

Our Changing table and Wall-mounted shelf put everything you need within easy reach. Retractable steps and easy to clean surfaces provide maximum staff support.



Changing table with steps G268

Includes one shelf
Pan depth: 15 cm
Stairs extend 39 cm



Changing table G248

Includes two shelves
Pan depth: 15 cm

Accessories



Extra storage for changing table G249
Includes 4 additional shelves and 12 deep clear trays



Extra storage for Changing table with steps G269
Includes 2 additional shelves and 8 deep clear trays



Two additional shelves, wide G245



Two additional shelves, narrow G265



Accessory mirror G282
For Wall-mounted shelf



Wall-mounted shelf G28

Includes 8 self-adhesive label holders and labels
Mounting hardware not included
Weights 21 kg

Save your back. Optional child-size steps automatically retract when you take your foot off the floor pad, making them out-of-bounds for little explorers.



Community glider, beige (J901)

For extra safety, all moving parts are shielded with a wooden base and fabric apron.

No worries – it won't tip with this solid foot stabiliser built into the frame.



Removable cushions are reversible for years of wear.



Cushions can be cleaned with soap and water. Stains are easily removed.



Gliders

ITERS 2: 7.4, 5.5

Safe, durable and luxuriously comfortable, our gliders are a welcome addition to any childcare setting. They give a friendly, home-like touch, whether you're feeding a baby, reading a good story with toddlers, or just relaxing.

The upholstery is tough, waterproof, and easily cleaned.



Community glider, beige
J901



Community glider, blue
J900

Dimensions (cm)	
Distance between armrests	46
Seat depth	51
Overall height	104
Footprint	66 x 84
Maximum weight limit (kg)	109



Gliders invite positive one-on-one attention with a child during a busy day. They are perfect for feeding time, cuddle time or story time.



See p.163 **Soft seating for children**

25 cm Mealtime chair (J424)



Belt with secure clip removes easily for washing.

Safe and easy to clean, with rounded edges and corners.

20 cm Mealtime chair with tray (J443)



Trays are dishwasher safe, removable, and fit both sizes of Mealtime chairs.

Sound-dampening chair tips reduce friction and noise.



The Mealtime chair's low and sturdy construction allows a toddler to climb right in. (The Teacher low chair brings you down to the children's level. See p. 109)



Childshape chairs provide supportive, comfortable seating to help children focus on the task at hand.

Mealtime & Childshape chairs

ECERS 2: 7.1, 5.3, 5.2, 5.1
ITERS 2: 7.2, 5.2

The Mealtime chair has a post and seatbelt to prevent the child from sliding out. Tray is dishwasher safe. As the child grows and masters new skills, you can store the tray and use the Mealtime chair right at the table.

Childshape chairs encourage healthy posture because the child's back is supported, and feet are flat on the floor. When not needed, Childshape chairs stack neatly to save valuable floor space.

Dimensions (cm)	20 cm chair	25 cm chair
Seat height	20	25
Seat width	28	28
Seat depth	24	24
Armrest height	33	37

Accessories



Replacement tray **J425**
Fits only current model Mealtime chairs



Chair dolly **J413**



20 cm Mealtime chair
J444
For ages 6 to 24 months



20 cm Mealtime chair with tray
J443
For ages 6 to 24 months



25 cm Mealtime chair
J424
For ages 12 to 24 months



25 cm Mealtime chair with tray
J423
For ages 12 to 24 months



20 cm Childshape chair
J408
For ages 1½ to 3 years
Use with 40 cm table height.



25 cm Childshape chair
J410
For ages 2 to 4 years
Use with 46 cm table height.

Chair dolly with locking castors accommodates both sizes of Childshape and Mealtime chairs. Stack up to five high.



See p.109 **Woodcrest chairs**

See p.111 **Stacking stools**

Me-do-it chair 13 cm (J505)

The handholds let toddlers and carers carry this well-proportioned chair.

All corners are heavily rounded for safety.

The sides are birch plywood and shaped for stacking. The wide leg base prevents tipping.

The seat and back are hardwood. The gap between them makes cleaning easy.

Round play table (C231) 30 cm table height



Stack 'em up! Designed to allow you to stack both sizes together. Safety buttons keep the tower stable.



Me-do-it chairs

ITERS 2: 7.2, 5.3

Here is a chair the littlest children will adopt as their own. They can get in and out, and carry and push it all by themselves. The Me-do-it chair is designed specially for short legs and wide bottoms. Accommodates the knee-first-then-turn ritual typical of beginning sitters.



Me-do-it chair 13 cm J505

For ages 6 to 18 months
Use with 30 cm table height.



Me-do-it chair 17 cm J506

For ages 12 to 27 months
Use with 36 cm table height

Dimensions (cm)	Seat height	Seat depth	Seat width
Me-do-it chair 13 cm	13	17	28
Me-do-it chair 17 cm	17	17	28



Me do it! These chairs live up to their name, supporting children's need for independence.



See p. 101

MultiTables

Lightweight, adjustable tables



See p. 165

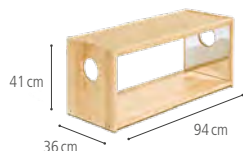
Play tables

Role play tables with solid birch tops

Baby shelf

ITERS 2: 5.3

Designed especially for babies learning to walk, the Baby shelf's solid wood construction provides stability for cruising children and sturdy seating for their carers. Mirrors and peepholes in the end panels invite play and discovery. Placed on its side, the Baby shelf becomes a boat any child is delighted to play in.



Baby shelf **F611**

Carpeted top surface is soft on baby's hands.



Easy grip lip surrounds the top, giving a handhold for babies and preventing toys from rolling off.

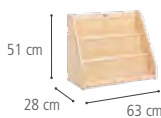
End mirrors with holes are for peeking through.

Toddler book display

ITERS 14: 7.1, 5.2

It's never too early to instil a love of books in children. With its clear front panels and low design, the Toddler book display is perfect for your littlest readers. Join two shelves back-to-back for a sturdy literacy island. It's quick and easy with the built-in connectors on the back of each unit. No tools needed.

For ages 12 to 36 months



Toddler book display **F381**



Set of two toddler book displays **F380**

Books are fully visible through the clear front panels.



Toddler book display (F381)

Heavily-rounded edges make a perfect handhold for wobbly walkers.




Set of two toddler book displays (F380)

Browser box

ITERS 2:5.3, 14: 7.1

Books, toys or teddy bears – any or all of these fit together in the Browser box. Your littlest ones hold on safely as they cruise around the perimeter, supported by the dowel handholds and the wide base. At clean-up time, even babies try to put toys away in the bins.



Browser box F778
Includes 2 Book ends



Small browser box F770
Includes Book end

Adjust the size of the bins by pushing the dividers along.



Smooth hardwood ends provide handholds for carers (or peepholes for babies).

The space-saving Small browser box offers the same play value with a smaller footprint.



Pushcart

ITERS 16: 7.3

Your children's imaginations will turn this Pushcart into a tractor, pram or lawn mower. One-year-olds can pull to a stand without tipping it, and it will withstand years of intense and varied play.

For ages 1 to 5



Pushcart D120





Product maintenance

Community Playthings products are worth caring for. You already know that our products last for decades. We recommend a regular maintenance programme for keeping Community Playthings products strong and beautiful. Refer to your product guide for more maintenance suggestions. Replacement parts are available through customer service, often at no cost.

Indoor products



Unfinished wood

Use a mild detergent and water. Scrub with a stiff brush, working quickly to avoid soaking the wood. Wipe off excess water and allow to dry thoroughly.



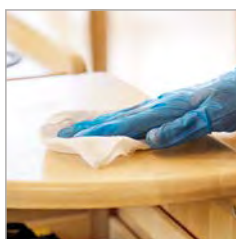
Finished wood

Wipe with a damp cloth and mild detergent. Do not use excessive water. To refinish, lightly sand the entire surface. Any remaining finish need not be removed. Then, following the manufacturer's instructions, apply one or two coats of child-safe varnish, using a brand you trust.



Carpet cleaning

Our carpets are made of stain-resistant nylon fibre. Vacuum carpets frequently. To wash, lift a corner of the carpet to remove, shampoo with carpet cleaner and allow to dry before replacing it. For stubborn stains, refer to your product guide.



Disinfecting

Use any standard disinfectant such as a bleach-based solution or virucidal disinfectant. All products should be rinsed with plain water and dried after any cleaning agent is used.

Outdoor products

Community Playthings Outlast items are resistant to wood-decaying fungi and moulds. Weathering and mildew growth has no negative effect on the structural integrity but the wood may eventually fade and turn grey from exposure to the sun's UV rays. If you prefer the original look, follow the instructions below to re-stain your items. Contact customer service to request a free bottle of Outlast refinishing stain.



Scrub item with soapy water to remove dirt or mildew. Allow to dry completely before applying stain.



Apply stain liberally to wooden parts. (If you get some on the plastic parts, don't worry, just be sure to wipe it off with a damp cloth before the stain dries.)



Allow stain to dry for a few minutes before removing extra drips with a dry paper towel. Stain will be dry to the touch in a couple of hours, but it's best to let the stain dry overnight before continuing to use your item.





Safe for children

Children are particularly vulnerable to harmful chemicals in their environment. Community Playthings is committed to eliminating all hazardous materials, known or suspected, from our products.

Indoor air quality Children are particularly vulnerable to harmful chemicals in the air. Many of these are volatile organic compounds (VOCs) from paint, varnish, air fresheners, building products, and cleaning agents. These chemicals have been linked to serious long-term health consequences including asthma and allergies. Since our products are PVC-free and use low-emitting finishes, they have achieved Indoor Air Comfort Gold certification, which incorporates legal requirements and voluntary standards for indoor emissions.

Healthy and safe materials Science has discovered chemicals in our everyday environment that may compromise health. Most are created by industrial processes and are used in plastic and other common products. Some, such as Bisphenol A (BPA), disrupt the endocrine system. Tiny amounts can have outsized effects by mimicking hormones.¹

Phthalate plasticisers in polyvinyl chloride (PVC) are linked to modern ills like obesity, diabetes, or early puberty and are particularly ubiquitous in the modern manufactured environment. (Production of PVC itself is hard on the environment.) We are glad to reassure you our products are polycarbonate- and PVC-free. That means no BPA and no phthalates. Our acetylated outdoor products are free of metal compounds, pesticides, and other chemicals commonly used to treat timber. The only by-product of acetylation is acetic acid (vinegar). Our new cot mattresses are made of coir (coconut husk fibre) and wool, and are free of all chemical flame retardants, while still passing flammability standards. We will allow no known hazards in our products, but only greener, healthier materials for your children.

1. National Center for Health Research, center4research.org/bisphenol-bpa-plastic-products-safe-infants-children



Safe for the environment

Our environmental commitment is as solid as our furniture. From product design to manufacturing and delivering your order, we're always on the lookout for the greenest way.



Clean air indoors

To provide the healthiest environment for children, Community Playthings works with Eurofins to evaluate our products against the most stringent indoor air quality standards in Europe. Our furniture has achieved Indoor Air Comfort Gold certification, which incorporates legal requirements and voluntary standards for indoor emissions.



Clean air outdoors

Community Playthings takes measures to safeguard the environment for the benefit of present and future generations. We are certified to ISO 14001, a standard that helps organisations continually improve their environmental performance through more efficient use of resources, reduction of waste, and minimisation of other environmental impacts.



The mark of
responsible forestry
FSC® C006924

Stewardship of resources

Community Playthings furniture is made with wood from well-managed, FSC®-certified forests and other controlled sources. The Forest Stewardship Council® (FSC) is an independent non-profit organisation that promotes environmentally appropriate and socially beneficial management of the world's forests.



Sustainable

With all products designed and built in-house, Community Playthings offers an industry-leading sustainability profile. We are full members of the Furniture Industry Sustainability Programme (FISP), which promotes best practises to drive social, economic and environmental change.



Longer lifespan

The ultimate environmental standard? The test of time. Quality products that last for decades don't clog landfills or require a lot of resources to fix or replace. Our durably made furniture and play equipment will be around for generations to come.



Local care and craftsmanship

All products are designed and made in our workshops in Kent and East Sussex. We use local suppliers where possible. Goods are shipped directly from our warehouse in Kent, reducing our carbon footprint.



community playthings

Notes



Index

A adapter, Roomscapes	75	D isplay and discovery set	86	P anels, Roomscapes	68–73	Stacking stools	111
Adjustable shelves	57	Display units	61, 63	Paper corner	125	Stage sets, ToddleBox	199
Airplane	149	Doll high chair	161	Peg tree	131	Storage containers	
Aprons	131	Doll furniture	161	PlayFrame	169–171	Carry crates	65–67
Arbour, Outlast	19	Drama centres	159	Play kitchen	152–157	Tote boxes	67
Arches	73, 159	Drawer, role play	153	Play tables	165	Trays	67
Armchair, child's	163	Dress-up units	159	Posts, Roomscapes	75	Supply units	125
Art equipment	115–133	Drying rack	131	Puffin nest	88	Swallow nest	89
Art islands	127	E asels	127–129	Puppet theatre	86	T ables	
B aby safe area	79	Environment	213	Pushcart	161	MultiTables	99–105
Baby shelf	208	Evacuation cot	179	Push me-pull me	173	Outlast	32–35
BackSafe cot	179	F ixed shelves	55	R ack, drying	131	Play	165
Bed, doll	161	Floor easels	127	Rack, library	91	Teacher arch	73
Block storage	23, 138–139, 147	Flowies	75, 159	Reading area	82–83	Teacher low chair	109
Blocks		Focus corner	81	Rest mat	181	ToddleBoxes	197–199
Hollow	145	G ates, Roomscapes	73	Rest mat stacker	181	Toddler book display	208
Mini hollow	147	Glider	203	Rice grass panels	68–71	Toddler book corner	83
Mini unit	143	H alf circle table	105	Rocker, child's	161	Toddler outdoor play	8–13
Outlast	23–25	Half round table	105	Role play	84–85, 151–165	Tool corner	125
Unit	138–141	Helicopter	149	Classroom corner	85	Tote boxes	67
Book area	82–83, 92–93	Help yourself trolley	123	Toddler role play area	84	Tote shelves	61
Book ends	93	HideAway cube	88	Kitchen	152–157	Translucent back shelves	
Book storage/display	91, 208	Hollow blocks and trolley	145	Tables	165	53–55, 58–59	
Book trolley	93	Hollow blocks, mini	147	Roomscapes	51–93	Tray units	63
Branches	75	Home corner furniture	153–157	Accessories	74–75	Trays	67
Browser boxes	92, 209	K iddie cars	173	Arches	73	Tricycles	37
C abinets, role play	153	Kitchen, role play	152–157	Display, book	91–93	Trolleys	
Canopy, Outlast	19	L ibrary panel	93	Display units	61, 63, 90–93	Block	139, 145, 147
Canopy unit	87	Library rack/Library shelf	91	Gates	73	Book	93
Carry crates	67	Locking shelves	56–57	Panels	69–73	Help yourself	123, 133
Cascade, Outlast	27	Lorries	149	Sets	78–91	Trucks	149
Chair		M agnets	63	Shelving	53–63	U nit blocks	138–141
Childshape	113	Mats, Playframe	169, 171	S and & water tables	27–31	Unit blocks, mini	143
Chair dolly	113, 205	Mats, sleep	181	for indoors	117–121	V ersatile play corner	85
Mealtime	205	Mealtime chair	205	Scooter	37	Village vehicles	149
Me-do-it	207	Me-do-it chairs	207	Sensory area	79	Villagers	149
Stacking stools	111	Mini hollow blocks	147	Sensory tables	26–31	W all adapters	75
Teacher low	109	Mini unit blocks	143	for indoors	117–121	Wall-mounted shelf	43, 200
Woodcrest	109	Mud kitchen	14–17	Shelves		Wall pegs	47
Changing tables	201	MultiTables	99–105	Adjustable	57	Wave panels	71
Childshape chair	113	N ursery gyms	185–195	Baby	208	Washer, role play	153
Classroom reading corner	82	O pen back shelves	55	Corner	59	Water table, Outlast	29–31
Classroom role play corner	85	Outlast		Craft	125	Welly storage	49
Coat storage	41–47	Arbour	18–19	Display	61, 63, 90–93	Welsh dresser, role play	153
Coat pegs	47	Blocks	22–25	Fixed	55	Wheelbarrow, Outlast	25
Construction	87	Cascade	26–27	Library	91–93	Window panel	73
Cooker, role play	153	Mud kitchen	14–17	Locking	56–57	Wings, Roomscapes	75
Coracle	177	Storage bench	20–21	Multi-storage	61	Woodcrest chairs	109
Corner shelves	59	Storage unit	20–21	Open back	55	Workbench	133
Corner crate	59, 67	Play tables	32–35	Ring binder	61	Workstation	81
Cosy nook	80	Seats, Benches	32–35	Sweep	59	Wren nest	89
Cots	179	Toddler collection	8–13	Tote	61		
Covers, Roomscapes	53–57, 61, 69	Water tables	28–31	Tray	63		
Cradle, doll	161	Wheelbarrow	25	Wall-mounted	201		
Craft shelves	125			Welly storage	49		
Creative area	80			Sink, role play	153		
Cubbies and benches	43			Sofa, child's	163		
				Soft seating	163, 203		



Activity top shelf 61 cm (F638)



Display & discovery shelf
with clear carry crates (F495)



Activity top shelf 41 cm (F636)

NEW! Display & discovery units coming 2023

New for 2023, the Display & discovery shelf changes material storage into an irresistible visual buffet. Bring the inspiration to life with our new Activity top shelves. Visit communityplaythings.co.uk/display for details.