



community
playthings

2024

CATALOGUE
INTERNATIONAL

Community Playthings

Children come first



Who we are

Because we design and create furniture with our own children in mind, quality and beauty come naturally. Our products are crafted by men and women who belong to a Christian community and believe children deserve the best.

The exceptional work you do alongside our high-quality equipment creates an environment where childhood comes alive.

Quality craftsmanship & design

Children need play equipment that is safe, simple, natural and beautiful. Our furniture is modular and adaptable, enabling your environment to be changed and developed.

All products are made in our workshops in East Sussex and Kent; their solid wood construction and robust joinery make for furniture and play equipment that lasts decades.

Input from educators and leaders like you has guided our product design for over 70 years. You'll find our products give staff an environment that is an extremely effective "third teacher."

Customer service

From product support to ordering and delivery, you have a UK-based account manager ready to answer any question you may have. Be sure to ask about our complimentary room layout service.

We provide free 2-week delivery anywhere in the UK, and all products come with a 15-year warranty. Our products come fully assembled and ready to use.

Safety & sustainability

We believe equipment for children should be durable and made in a way that preserves the world they will inherit. Crafted with children's health and safety as top priority, our products are free of any elements that are harmful for children or the environment. The wood we use is chain-of-custody certified and sustainably grown.



NEW for 2024



Activity tray-table
I'm more than a desk...This has the capacity to take all your activities to the next level.
[See page 135](#)



Wooden post
The new, natural and beautiful connector for all Roomscapes items.
[See page 76](#)



Teacher standing desk
A well-organised workspace, complete with lockable storage. That's a great start to your day.
[See page 41](#)

Invitation to play!

An organised corner where the curriculum comes to life. Nurture self-directed discovery with engaging classroom displays as beautiful as they are practical.
[See page 93](#)

Contents

Outdoor play	5
Outlast blocks	9
Outlast water play system	15
Outlast mud kitchen	21
Outlast arbour	25
Outlast tables & benches	27
Outlast for toddlers	31
Tricycles & scooters	37
Furniture	39
Teacher standing desk	41
Cloakroom furniture	43
Shelving	55
Panels	68
Roomscapes sets	80
Display & discovery shelves	93
Book display	95
Tables and chairs	99
Height guidelines	101
Tables	103
Chairs	109
Stacking stools	113
Creative and messy	117
Indoor sand and water	119
Easels and art storage	125
Activity tray-tables	135
Workbench	137
Blocks and trucks	139
Blocks	141
Vehicles and aircraft	153
Role play	155
Home corner furniture	157
Drama centres	163
Doll furniture	165
Soft seating	167
Active play	171
PlayFrame	173
Indoor riding toys	177
Sleep	179
Dream Coracle	181
Cots	183
Rest mats	185
Babies and toddlers	187
Nursery gyms	189
ToddleBoxes	201
Changing tables	203
Chairs	205
Information	210
Sustainability	212
Product maintenance	215



Outdoor play

Outlast blocks
page 9



Outlast storage
page 13



Outlast water play system
page 15



Outlast mud kitchen
page 21



Outlast arbour
page 25



Outlast tables and benches
page 27



Outlast for toddlers
page 31



Tricycles
page 37





Outlast

There's no better place for play and learning than the great outdoors! Extending your curriculum outside connects children with the natural environment on a daily basis. Extremely durable, weatherproof, and aesthetically pleasing, Outlast products will transform your outdoor space.



Weatherproof

Is it possible? Yes! Outlast products are made of acetylated wood, which has been proven to last for several decades in direct contact with the ground. Outlast will not warp, shrink, twist, or rot and does not need covered storage, whatever the weather.



Non-toxic

Acetylation is a treatment process that modifies wood at the molecular level, rendering it rot resistant without using any toxic substances. It's child-safe and environmentally friendly. "Safe enough to eat" is no exaggeration.



Durable

To complement the weatherproof wood, Outlast products are fastened with stainless steel hardware and UV-resistant rubber. Outlast is backed by our standard 15-year warranty.



The mark of
responsible forestry
FSC® C006924

Sustainable

Outlast is made with wood from well-managed, FSC® certified forests and other controlled sources.



Ultimate play value

Loose parts empower creativity and offer unlimited opportunities for problem solving, cooperative play and a whole lot of fun, rain or shine.



Easy care

Acetylated wood may eventually weather to a natural grey. Mud scrubs off with water and any standard detergent.



Child-friendly blocks are rugged, with no sharp edges or toxins. The child-sized handholds make carrying easy.

Blocks and ramps are compatible. Their innovative interlocking feature facilitates the creation of sturdy structures on uneven ground.



Outlast blocks are robust and develop gross motor skills.



Excellent play value. There's nothing like loose parts to encourage constructive play.



Interlocking blocks and planks make it possible to build and play on uneven ground.

Outlast block sets



ECERS 8: 7.2, 7.1, 5.2, 5.1

Outlast encourages imaginative play, child-directed discovery and learning in the great outdoors. Interlocking blocks and planks form the basis of this innovative constructive play system.

Reinforced with UV-resistant rubber corners and stainless steel hardware, Outlast blocks earn their 15-year warranty.

For ages 3 and older
Only school sets include longest blocks and planks



School complete set **W388**
96 pieces



Nursery classic set **W386**
64 pieces



School intro set **W387**
27 pieces



Nursery intro set **W385**
22 pieces



Weatherproof wood? See p.7 to find out more.

Blocks included	W385	W386	W387	W388
14 cm (1-hole) block	2	6	2	8
28 cm (2-hole) block	4	12	4	16
56 cm (4-hole) block	3	9	3	12
112 cm (8-hole) block	0	0	2	4
14 cm (1-hole) plank	2	6	2	8
28 cm (2-hole) plank	3	9	3	12
42 cm (3-hole) plank	1	3	1	4
56 cm (4-hole) plank	3	9	3	12
112 cm (8-hole) plank	0	0	3	6
Steering wheel	2	6	2	8
28 cm ramp	1	2	1	3
56 cm ramp	1	2	1	3
Total Pieces	22	64	27	96



School complete set with storage **W390**
Includes Outlast storage unit with 40 blocks, 42 planks, 8 steering wheels and 6 ramps



Nursery classic set with storage **W389**
Includes Outlast storage unit with 27 blocks, 27 planks, 6 steering wheels and 4 ramps



Outlast ramps allow children to explore the basic principles of physics the best way – through play!



UV-resistant bumpers reduce impact when blocks are dropped. Stainless steel hardware throughout.



Wide wheel base and 28 cm all-terrain wheels make this the sturdiest wheelbarrow around.

Perfect proportions:
The Wheelbarrow bed is designed to hold an Outlast crate.



Add a Flow pan to combine block play with water play for the ultimate outdoor constructive play experience.



Build a mud kitchen with the modular Outlast crates, blocks and planks. See page 13 for crates.

Outlast blocks & wheelbarrow




ECERS 8: 7.2, 7.1, 5.2, 5.1

Made of acetylated wood, Outlast items are rugged and exceptionally durable. The entire system is modular: crates share outside dimensions with blocks so they can be incorporated into block structures.

For ages 3 and older



Outlast wheelbarrow
W322



Four 14 cm blocks
W311



Four 14 cm planks
W315



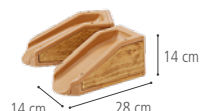
Two 28 cm blocks
W312



Four 28 cm planks
W316



Four 42 cm planks
W317



Two 28 cm ramps
W336



One 56 cm block
W313




Four 56 cm planks
W318



Two steering wheels
W321



Two 56 cm ramps
W337



One 112 cm block
W314




Two 112 cm planks
W319



Outlast flow pan **W439**
Base: 49 x 22 cm



Two 56 cm ramps
and two 28 cm ramps
W338



Weatherproof wood? See p.7 to find out more.



This tough little wheelbarrow satisfies a child's need to haul and dump.

Outlast storage unit (W303)



Outlast storage bench with two crates (W332)



Double duty
Appropriate height for adult seating at point of play.



Tidy up the garden
Wood shelving will keep your outdoor space beautiful and welcoming.

Outlast storage



ECERS 8: 7.2, 7.1, 5.2, 5.1, 7:7.3

To help children keep the outdoor area tidy, the Storage unit neatly accommodates Outlast blocks and crates, and other outdoor toys. The waterproof roof protects resources, while spaces between floor slats provide ventilation and allow sand to drop out. Hose it out and the water drains.

The Outlast storage bench provides teacher seating, and fits two crates that neatly hold outdoor toys. Weatherproof wood and durable design provide year-round outdoor use in your garden or covered play area.




Outlast storage set
W304
Includes Storage unit
and 6 Crates
For ages 3 and older



Outlast storage unit
W303
For ages 3 and older



Outlast storage bench with two crates
W332



Weatherproof wood? See p.7 to find out more.



Convenient shelf height provides visible, easy access for children and staff.

Accessories



Outlast deep crate **W323**
Three Outlast deep crates **W324**



Outlast shallow crate **W333**
Three Outlast shallow crates **W334**

Outlast cascade play centre double (W445)

The child-friendly plug in the clear Flow pan allows children to freely experiment with water flow.



Built to last
There's no exposed end grain to split or splinter. Thick, curved legs provide a stable base.



Convenient storage
Two sizes of durable crates keep everything organised. The slatted shelves allow sand and water to run through.



Outlast flow pan fits securely onto Outlast streambed or Water play tables.



Streambed trays remove easily for clean-up.

Outlast cascade



ECERS 23: 7.1, 5.1 ITERS 21: 7.2, 5.3

Running water has always fascinated children, and the Outlast cascade is the perfect way to safely incorporate it into your outdoor play area. Experience real-life erosion, flood control and experimentation with natural loose parts.

Be warned: these products invite exploration and things will get messy. But don't worry! Built of weatherproof acetylated wood, they will withstand years of serious play.



Outlast cascade play centre double W445
Includes Streambed, Single water table 46 cm, Double water table 61 cm, two Flow pans, 3 Deep crates and 1 Shallow crate



Outlast cascade play centre single W443
Includes Streambed, Single water table 46 cm, Single water table 61 cm, Flow pan, 1 Deep crate and 1 Shallow crate



Outlast cascade W440
Includes Streambed, Single water table 46 cm, Flow pan and 1 Shallow crate



Weatherproof wood? See p.7 to find out more.



The water is recycled the old-fashioned way: by hand! Bucket brigades build cooperation, team work and communication skills.

Accessories



Outlast flow pan **W439**



Outlast deep crate **W323**
Three Outlast deep crates **W324**



Outlast shallow crate **W333**
Three Outlast shallow crates **W334**



Outlast double water table set 61 cm (W435)



The child-friendly plug in the clear Flow pan allows children to freely experiment with water flow.

Convenient storage is key to a tidy outdoor classroom! Two sizes of durable crates keep everything organised.



Plenty of room for sand castles on the wide, smooth space around the pans.



Done for today? A sturdy lid tidily covers the pans. Curved handholds serve as vents to allow moist sand to dry out.

Outlast double water tables



ECERS 23: 5.1, 7.1
ITERS 21: 5.3, 7.2

Here's a rock-solid, weatherproof sand and water table to give even more opportunity for outdoor sensory play. Add loose parts and simple containers and you have a recipe for hours of open-ended, irresistible play. Choose from two age-appropriate heights (46 cm or 61 cm).



Outlast double water table set 61 cm W435

Includes table, shelf, 2 pans, 2 lids, Flow pan and 3 Deep crates
For ages 4–6



Outlast double water table set 46 cm W430

Includes table, shelf, 2 pans, 2 lids, Flow pan and 3 Shallow crates
For ages 2–4



Outlast double water table 61 cm W433

Includes table, shelf, 2 pans and 2 lids
For ages 4–6



Outlast double water table 46 cm W432

Includes table, shelf, 2 pans and 2 lids
For ages 2–4



Weatherproof wood? See p.7 to find out more.



The generous size of the Double water table naturally fosters important social skills such as communication and cooperative play.

Accessories



Outlast flow pan **W439**



Outlast deep crate **W323**
Three Outlast deep crates **W324**



Outlast shallow crate **W333**
Three Outlast shallow crates **W334**

Outlast single water table set 46 cm (W420)



Built to last
There's no exposed end grain to split or splinter. Thick, curved legs provide a stable base.

Easy drainage
Large bore drain with a child-resistant plug makes clean-up fast and easy.



Done for today? A sturdy lid tidily covers the pan. Curved handholds serve as vents to allow moist sand to dry out.

Outlast single water tables



ECERS 23: 7.1, 5.1
ITERS 21: 7.2, 5.3

It's called a Water table, but don't let that limit you! Fill it with sand, soil, pine cones, or any other natural material. The durable, super-stable construction ensures years of hands-on exploration and sensory learning. Choose from two age-appropriate heights (46 cm or 61 cm).



Outlast single water table set 61 cm W425
Includes table, shelf, pan, lid, Flow pan and deep crate
For ages 4–6



Outlast single water table set 46 cm W420
Includes table, shelf, pan, lid, Flow pan and shallow crate
For ages 2–4



Outlast single water table 61 cm W423
Includes table, shelf, pan and lid
For ages 4–6



Outlast single water table 46 cm W422
Includes table, shelf, pan and lid
For ages 2–4



Weatherproof wood? See p.7 to find out more.



There's plenty of room for sand castles on the wide, smooth space around the pans. Having enough work surface encourages constructive play.

Accessories



Outlast flow pan **W439**



Outlast deep crate **W323**
Three Outlast deep crates **W324**



Outlast shallow crate **W333**
Three Outlast shallow crates **W334**

Outlast classic kitchen 56 cm (W455)

The attractive backsplash gives the kitchen a protected feel, while providing convenient storage for utensils in the Outlast scoops.



Contoured basin and large drain allow the sink to empty completely. You'll never lose the tethered plug on this fixed sink.



Smooth countertops are just the right height for preschool chefs.

Outlast crates and Nature trays provide versatile and inviting storage options for natural loose parts.

The Counter, accessible from both sides, provides a large work surface for collaborative and creative play.



A place for everything – the tool holder keeps cooking utensils right at hand.

Outlast classic mud kitchen



ECERS 24: 7.3
ITERS 20: 7.2

This durable, weatherproof role-play kitchen will be right at home in any outdoor space, large or small. Dirt and water are the perfect recipe for hours of creative play, and the Outlast classic kitchen is built to handle any amount of mess and drama.

The Sink with its inspiring accessories instantly invites culinary exploration, while the large surface area of the Counter welcomes collaborative play.

For ages 3–6



Outlast classic kitchen 56 cm W455
Includes 2 deep crates, 6 Nature trays and 3 scoops



Outlast classic sink 56 cm W457
Includes deep crate, 2 Nature trays and 3 scoops



Outlast classic counter 56 cm W456
Includes deep crate and 4 Nature trays



Weatherproof wood? See p. 7 to find out more.

Accessories



Nature tray **W446**



Kitchen scoop set **W444**



Laboratory for learning. An indoor kitchen area traditionally fosters role play but take it outside, add natural materials, and you have exploratory science at its best!

Outlast kitchenette 46 cm (W450)

The arch adds an aesthetically beautiful invitation to creative play—a sink, a shop, or a lemonade stand?



Contoured basin and large drain allow the sink to empty completely. You'll never lose the tethered plug on this fixed sink.



46 cm smooth counter tops are the perfect height for toddlers.

Outlast crates and Nature trays provide versatile and inviting storage options for natural loose parts.

The Counter, accessible from both sides, provides a large work surface for collaborative and creative play.



Nature trays are great for loose parts play.

Outlast mud kitchenette



ECERS 24: 7.3 ITERS 20: 7.2

Designed with a toddler's love of exploration in mind, the Outlast kitchenette will be a favourite destination day after day. Provide water, dirt, or natural loose parts and let the fun begin! Exceptionally durable, this furniture will withstand years of wet and messy play.

The intentionally simple and open design gives plenty of room for the unstructured, parallel play that toddlers thrive on.

For ages 1–3



Outlast kitchenette 46 cm **W450**
Includes 2 Shallow crates and 4 Nature trays

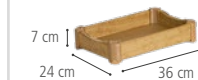


Outlast kitchenette counter 46 cm **W451**
Includes Shallow crate and 2 Nature trays



Weatherproof wood? See p. 7 to find out more.

Accessories



Nature tray **W446**



Outlast kitchenette sink 46 cm **W452**
Includes Shallow crate and 2 Nature trays



Placing your mud kitchen near a natural border gives it an enclosed feeling, fostering more focused, creative play.



Netted fabric easily attaches to buttons on the top of the Outlast arbour bench.

Outlast arbour (W460)



Convenient storage is key to a tidy outdoor classroom. Use the space under the benches to store natural materials or toys.



The Outlast arbour creates a protected but completely supervisable escape from the hustle and bustle of the outdoor area.

Outlast arbour



ECERS 24: 7.3 ITERS 20: 7.2

Instantly creating a cosy, protected den, the Outlast arbour provides an outdoor retreat for quiet activities, reading time, or role play.

Designed to be easily moved or rearranged, the Arbour can be used anywhere in your outdoor area. And, like all Outlast products, the weatherproof wood will withstand years of play in any climate.




Outlast arbour **W460**
Includes Canopy and 2 Arbour benches



Outlast arbour bench **W461**



Outlast canopy **W462**
Dimensions: 244 x 366 cm



Weatherproof wood? See p. 7 to find out more.



It doesn't need much. Use a single Arbour bench near a fence to create a defined play area.

Medium rectangular play table set (W354)

Child-sized

Choose the appropriate table and bench height for ergonomic, comfortable seating.



Smooth table surface
Tongue and groove boards lock into each other.

Safe

Super-stable benches won't tip – even when used as balancing beams.



Easily movable tables and benches allow you to take your picnic to any corner of the garden!



Unattached benches are much more fun and can support active, open-ended play.

Outlast play tables & benches

ECERS 7: 7.3

There's no better place for learning than the great outdoors. This line of extremely durable, child-sized tables and benches will help take all aspects of your curriculum outside.

The smooth water-resistant surface invites picnics, group activities or independent projects. The unattached benches provide flexible seating arrangements and inspire active play such as balancing and transporting.



School rectangular play table set W356
Includes a 56 cm table and two 35 cm benches
For ages 6–11



High rectangular play table set W355
Includes a 50 cm table and two 30 cm benches
For ages 4–7



Medium rectangular play table set W354
Includes a 46 cm table and two 25 cm benches
For ages 3–6



Low rectangular play table set W353
Includes a 40 cm table and two 20 cm benches
For ages 2–4




Weatherproof wood? See p. 7 to find out more.



Smooth table surface enables you to take traditionally indoor activities like painting or mark-making outside.



Rectangular Outlast play table W352
Seats up to 8. Specify 40, 46, 50 or 56 cm table height.



Outlast bench
20 cm bench **W372**
25 cm bench **W373**
30 cm bench **W374**
35 cm bench **W375**

Medium square play table set (W344)



Child-sized
Choose from four sizes for ergonomic, comfortable seating.

Stable
Wide stance of curved legs prevents tipping and provides generous room for children's legs.

Smooth table surface
Tongue and groove boards lock into each other.



Robust and durable tables and seats enable outdoor learning. Students will find the table surface smooth enough to accommodate any activity.



Enough counter space for everyone! Tables and seats provide those extra surfaces needed for messy play in the sandpit.

Outlast play tables & seats

ECERS 7: 7.3

Rugged and versatile, Play tables and seats provide the perfect surface for open-ended outdoor activities from art projects to sand play. Solidly constructed with acetylated wood, Outlast equipment won't rot or warp, ensuring years of outdoor play and learning in any climate.



School square play table set W346
Includes a 56 cm table and two 35 cm seats.
For ages 6–11



High square play table set W345
Includes a 50 cm table and two 30 cm seats.
For ages 4–7



Medium square play table set W344
Includes a 46 cm table and two 25 cm seats.
For ages 3–6



Low square play table set W343
Includes a 40 cm table and two 20 cm seats.
For ages 2–4



Weatherproof wood? See p. 7 to find out more.



Bring on the messy, creative play! Outlast can withstand it all.



Square Outlast play table W342
Specify 40, 46, 50 or 56 cm table height.



Outlast seat
20 cm seat **W362**
25 cm seat **W363**
30 cm seat **W364**
35 cm seat **W365**



Physical development: Child-sized design and convenient handhold allows for easy transport by children.

Toddler climbing set
(W480)



Platforms and Balancing beams are sturdy and stable, even on uneven playground surfaces.



All edges are heavily rounded for safety.



Balancing beams make a handy bench too!



The modular, hexagonal platforms can be reconfigured easily by a teacher.

Toddler balancing sets



ITERS 16: 7.3

Young children need to move. Vigorous, active play is crucial to their development. These sets offer a wide and flexible range of gross motor play opportunities for children.

Completely stable yet portable units allow the teacher to reconfigure the outdoor area to meet the changing needs of children. The rot-proof wood and extremely durable construction will withstand year after year of active, outdoor play.

For ages 24–36 months



Toddler activity set W485
Includes Bridge, Tunnel, 2 Balancing beams, 2 Platforms 10 cm, 2 Platforms 20 cm, and 2 Platforms 30 cm



Toddler climbing set W480
Includes 2 Platforms 10 cm, 2 Platforms 20 cm, 2 Platforms 30 cm, and 2 Balancing beams



Toddler balancing set W475
Includes a Balancing beam and 2 Platforms 10 cm



Balancing beam W476



Weatherproof Wood? See page 7 to find out more.



Move and reconfigure Platforms and Balancing beams for endless active play opportunities that help children develop gross motor skills.



The Toddler balancing set is a safe challenge for two-year-olds.

Outlast tunnel (W482)

Wide feet for stability and shatterproof windows make exploration safe.



Outlast bridge (W483)

Smooth railings are the right height to support little ones just finding their feet.



A low threshold and gentle contour allow for easy travels.



All edges heavily rounded for safety.

Bridge and Tunnel



ITERS 16: 7.3

Up and over, in and out – these playthings satisfy a young toddler's constant need for exploratory movement. For older children, the bridge adds an exciting challenge to a trike path. Beautifully constructed from weatherproof wood, the Outlast line brings a natural look to your outdoor space, and will never rot or warp.

For ages 9–36 months




Outlast bridge **W483**



Outlast tunnel **W482**
Inside Tunnel diameter: 51 cm



Starter platform set **W470**
Includes 2 Platforms 10 cm, and 1 Platform 20 cm



Weatherproof Wood? See page 7 to find out more.



Navigating the Tunnel is extra fun with a window to peek through; plus, a teacher can easily supervise the play and learning!



Starter platform set (W470)

Wood platforms will never rot, even after years of outdoor play!



Outlast toddler platform 30 cm (W473)

Outlast toddler platform 20 cm (W472)



Smooth, rounded handholds on larger platforms allow staff to reconfigure set-ups with ease.

Outlast toddler platform 10 cm (W471)



Create age-appropriate climbing structures for your youngest explorers.



Toddlers also need a retreat from constant activity. Turn a platform over to create a bin for loose parts play or a cosy nest for sitting in.

Toddler platforms



ITERS 16: 7.3

The innovative Toddler platforms are versatile and modular so teachers can create structures that invite exploration and active play. Platforms reconfigure easily to meet children's constantly expanding capabilities.

Durably constructed with weatherproof wood, these platforms will never rot.



Weatherproof Wood? See p. 7 to find out more.



The unique hexagon shape allows you to create circular, multi-level pathways.



Outlast toddler platform 30 cm W473
For ages 12–36 months



Outlast toddler platform 20 cm W472
For ages 9–36 months



Outlast toddler platform 10 cm W471
For ages 9–36 months



Movable units can be reconfigured to support the constantly expanding capabilities of toddlers.



Just the right height for child-friendly gardening!



Totstar (R215)



Roadstar II tricycle (R213)

This could be the last year you need to buy trikes for a long time. The 25 mm steel tubing can really take a beating.



Sealed ball bearings routinely handle 15 years of vigorous triking without maintenance.

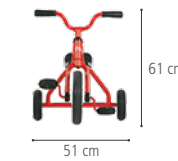
Tricycles & Scooters

ECERS 8: 7.2, 5.2 ITERS 16: 7.3, 5.5

Your Roadstar comes ready to roll right out of the box. With the toughest frame on the market, our Tricycles endure the rigorous play of children, year after year.



Roadstar I tricycle R211
For ages 2–4
Weight: 9 kg. Front wheel diameter: 28 cm



Roadstar II tricycle R213
For ages 4–6
Weight: 10 kg. Front wheel diameter: 33 cm



Totstar R215
For ages 2–4
Weight: 7 kg. Front wheel diameter 20 cm



Starter scooter R301
For ages 2–5
Wheel diameter 20 cm, 18 cm



Active play is a necessity. There's nothing like wheels to get children moving!



See p. 177 **Don't miss our indoor riding toys**



Furniture

Teacher standing desk
page 41



Cloakroom furniture
page 43



Shelving
page 55



Panels
page 68



Roomscapes sets
page 80



Book display
page 95





Elevated slimline shelf keeps your coffee close, but out of the academic line of fire.



Secure storage
Hidden latch inside the handle for added security.



Two cable ports for tidy cable management.



Doors can be locked with key provided, or similar flat object.

NEW Teacher standing desk

This compact and convenient workspace comes with lockable storage and adjustable shelves. With everything convenient and tidy, you can get paperwork done quickly and spend more time with the children. There's plenty of room for storage and record keeping, while the writing surface is water-resistant and easy to clean. Cable ports are well-located for charging devices.



Teacher standing desk H870
Includes 2 half totes, 4 quarter totes, 2 adjustable shelves, 2 keys



A comfortable standing work-surface. Use top for electronic sign-in or teacher note-taking.

Accessories

Deep tray **F920**
Choose colour ☐ ☐
Base: 28 x 40 cm

Four cream half totes **F981**

Shallow tray **F910**
Choose colour ☐ ☐
Base: 28 x 40 cm

Four cream quarter totes **F991**



Organised: Self-latching drawer provides secure storage for personal items, teacher accessories, and the key for the doors.



Customisable: Adjustable shelves inside the cabinet give you multiple storage options.



Cloakroom furniture

Our space-saving cubbies will transform your entry into a welcoming and clutter-free zone. A well-designed cloakroom gives children an organised, inviting place of their own.

Ring us for tips on how to get started.



Cubbies and benches

Wall-mounted storage is the most compact cloakroom solution, and ideal for children of all ages. Find the right combination of shelves, cubbies and benches for your area. See page 45.



Coat storage units

When fixing to the wall is a problem, these units are the solution. Use as an island with two back to back, or place them against the wall. See page 47.



Mobile Units

Cloakroom on wheels. Roll out the storage with a space for everything. See pages 49–51.



Welly storage

Clean and tidy storage for muddy boots. See page 51.



Wall-mounted storage shelf (A304)
8 Deep totes (F890)



Wall-mounted storage
Extra clothing, PE kit or bike helmets stow neatly in Deep totes.

Wall cubbies 8 (A314)



Clear pockets hold parent-teacher communication or artwork in a safe space.



Labels are easy for teachers to change out, and there's even space for a photo.

Low bench (A307)



Easy to clean
Water or dirt falls through plastic grates in benches. Slide a broom or mop underneath to clear it away.



This Wall-mounted storage shelf adds extra space above the cubbies – exactly where teachers and parents like it.



Promote independence with child-accessible cubbies and hooks. Personalise lockers with a name and photo.

Cubbies and benches




ECERS 4: 7.2, 9: 7.3 ITERS 2: 7.1, 5.3, 5.1

Wall cubbies

Choose the perfect shelf, cubby, and bench combination to fit your setting. Use the chart below to fasten the cubbies at the age-appropriate height.

Age of child (years)	2	3	4	5	6
Height to bottom of cubby (cm)	75	81	87	92	99



Premium wall cubbies 4, 130 cm **A319**
2 coat hooks per child



Premium wall cubbies 2, 66 cm **A318**
2 coat hooks per child



Wall cubbies 6, 130 cm **A317**
2 coat hooks per child




Wall cubbies 3, 66 cm **A316**
2 coat hooks per child



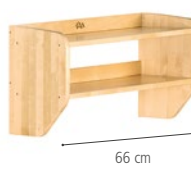
Wall cubbies 8, 130 cm **A314**
1 coat hook per child



Wall cubbies 4, 66 cm **A313**
1 coat hook per child



Wall-mounted storage shelf 130 cm **A304**
Fits 8 Deep totes



Wall-mounted storage shelf 66 cm **A303**
Fits 4 Deep totes

Low benches

Our Low bench provides seating and shoe storage combined. It accommodates footwear with a maximum height of 14 cm. For welly storage options, see page 51.



Low bench 130 cm **A307**
Maximum footwear height: 14 cm



Low bench 66 cm **A306**
Maximum footwear height: 14 cm



Low benches provide shoe storage as well as seating.

Wellies this way!
See page 51.



Coat storage unit 6 (A326) x2

Labels are easy for teachers to change out, and there's even space for a photo.

Clear pockets hold parent-teacher communication or artwork in a safe space.



Gap behind bench allows coats to hang down, leaving space to sit comfortably.

Easy to clean
Water or dirt falls through plastic grates in cubbies. Slide a broom or mop underneath to clear it away.



Children can put away shoes and coats independently in this easy-to-access Coat storage unit.



The Coat storage trolley fits into any available space – roll it out when you need it!

Coat storage units




ECERS 4: 7.2, 9: 7.3 ITERS 2: 7.1, 5.3, 5.1

Use these all-in-one units for tidy storage that children can access easily. Each style varies in space per child. Select the unit that best fits the floor space of your setting. Combined with our Welly storage, there's a place for everything.

Must be placed against a wall or back-to-back. No fasteners needed. Coat hooks are 93 cm off the floor.



Premium coat storage unit 4
A324
For 4 children
2 coat hooks per child



Coat storage unit 6
A326
For 6 children
2 coat hooks per child



Coat storage unit 8
A328
For 8 children
1 coat hook per child



Coat storage trolley
A300
For 12 children
Coat pegs are 80 cm off the floor
1 coat peg per child



Up and out of the way, the Wall-mounted storage shelf holds up to eight Deep totes for extra items.



Wall-mounted storage shelf 130 cm
A304
Fits 8 Deep totes (see p. 66)



Wall-mounted storage shelf 66 cm
A303
Fits 4 Deep totes (see p. 66)



See p.51 **Welly storage**

Coat storage trolley
(A300)



Easy to clean
Water or dirt falls through plastic grates in cubbies. Slide a broom or mop underneath to clear it away.

Castors enable easy movement and can be locked in place.



Clear pockets hold parent-teacher communication or artwork in a safe space.



Labels are easy for teachers to change out, and there's even space for a photo.

Coat storage trolley

ECERS 4: 7.2, 9: 7.3 ITERS 2: 7.1, 5.3, 5.1

Wheel it to where it's needed and store it where convenient. Here's a trolley designed to hold 12 children's belongings (6 per side). Used in combination with the Mobile welly storage, you'll have a complete cloakroom on wheels.

Coat pegs are 80 cm off the floor



Coat storage trolley
A300
For 12 children
One coat peg per child



The Coat storage trolley rolls right to the door, keeping the mess out of your room.



Wellies this way.
Turn the page!

Wall pegs with labels 6 (A737)




Peg rail 6 (A747)




Coat pegs

ECERS 4: 7.2, 9: 7.3 ITERS 2: 7.1, 5.3

Sturdy wooden coat pegs with jacket hooks may be all you need. Wall pegs can be personalised by adding a name and photo.



Wall pegs with labels
8 **A738**



Wall pegs with labels
6 **A737**



Peg rail 8
A748



Peg rail 6
A747

Wall-mounted welly storage (A301)



Footprints show children where to place their wellies.



Offset shelves save space and drain away water without dripping on other wellies.

Upright, of course!

Children will instantly understand where and how to put their wellies away – and there's no need to touch muddy soles.

Castors enable easy movement and can be locked in place.

Mobile welly storage (A302)



Tight on space? The double-sided Mobile welly storage holds 48 pairs of children's wellies for a neatly compact solution.



Encourage independence. Matching their wellies to the footprints turns the chore of tidying away footwear into a puzzle that children can solve all on their own.

Welly storage

ECERS 2: 7.1, 5.1 ITES 2: 7.1, 5.1

Here's space-saving welly storage that will keep your setting tidy and welcoming. Children can put away their footwear independently, and there's an individual space for everyone.

The double-sided Mobile welly storage can be rolled right to your entrance. Choose the wall-mounted version to bring order to cramped cloakrooms or narrow corridors.

For indoor use only.



Mobile welly storage A302

Holds 48 pairs
Maximum welly height: 25 cm



Wall-mounted welly storage A301

Holds 24 pairs
Maximum welly height: 25 cm
Mounting hardware not included



Wall-mounted welly storage is the perfect choice for small spaces. Slide a broom or mop underneath to clear away dirt or mud.



High bench 130 cm A309

Maximum footwear height: 24 cm



High bench 66 cm A308

Maximum footwear height: 24 cm



The High bench accommodates most children's wellies.



Roomscapes

Roomscapes offers a comprehensive solution for classroom layout and storage, featuring shelves, panels, and gates that can be connected in various configurations. Our modular furniture is perfect for accommodating the ever-changing needs of growing children. With hide-away wheels and an adaptable panel system, you can easily transform your learning space to be both safe and engaging.

See p. 78

Guidelines on how to plan your order

The perfect shelf

Looking for a sturdy, mobile shelf? Pick just the right one from our wide range of Roomscapes shelving starting on page 55.



Room dividers

Use Roomscapes panels with shelving and connecting posts to create a flexible dividing wall. Find panels and ideas for building dividers starting on page 68.



Activity areas

Use shelving, panels and more to create well-defined learning centres. See some ready-made activity areas under "Roomscapes sets" starting on page 80.



Whole classrooms

Need a complete furniture plan for your classroom or setting? Call about our free room layout service.



Roomscapes shelves

Shelf styles

Roomscapes shelves help you create the right learning environment for children. Use them to clearly define activity areas, creating a sense of order. Their solid birch construction delivers natural beauty that will last for years to come.



Tray & Tote shelves (p. 62–64)



Adjustable shelves (p. 58)



Corner & Sweep shelves (p. 60)



Fixed shelves (p. 56)



Display & discovery shelves (p. 93)



Book display shelves (p. 95)

Shelf backs

Shelves with display board backs allow for creativity with optional back covers.

Translucent back shelves let in light and improve supervision.

Open back shelves allow access from both sides, and give a spacious feel.



Shelf back covers

Use a cover on any shelf with a display board back. Choose from three options: the mirror cover is perfect for a toddler's self-discovery phase, the clear cover protects artwork, and the chalkboard cover creates a mini mark-making station. Covers are cleanable, attach with Velcro, and allow you to use both sides of the shelf.



Mobility is built in! Just flip up the trim and roll to a new location.



Flip the trim back down again for a perfectly stationary shelf.



Shelves and panels connect using sturdy posts – no tools needed.

Roomscapes fixed shelving

ECERS 2: 7.1 ITERS 2: 7.3, 5.3

Solidly divided space for blocks, books or anything that needs its own niche. Precision joints give each shelf strength and rigidity. **Shelves with display board backing** provide display and storage space. **Translucent back shelves** let in light and improve supervision. **Open back shelves** allow access from both sides.

All shelves are 37 cm deep.

Free service Contact us for help with your room design.



Translucent back shelf 124 x 61 cm (F648)



Flip up hidden wheels to move shelf.

See p.74 Connectors & Accessories



Roomscapes posts connect shelves and panels.

Back covers add visual stimulation and attach to any shelf with display board backing.

A Roomscapes canopy adds character to your room.

41 cm high (37 cm deep)



Translucent back shelf
94 x 41 cm **F615**



Fixed shelf 94 x 41 cm **F612**



Translucent back shelf
124 x 41 cm **F614**

102 cm high (37 cm deep)



Fixed shelf 124 x 102 cm **F647**

61 cm high (37 cm deep)



Translucent back shelf
94 x 61 cm **F663**



Open back shelf 94 x 61 cm **F662**



Fixed shelf 94 x 61 cm **F661**



Translucent back shelf
124 x 61 cm **F648**



Open back shelf 124 x 61 cm **F644**



Fixed shelf 124 x 61 cm **F643**
Holds the Quarter school set of unit blocks (page 142)

81 cm high (37 cm deep)



Translucent back shelf
94 x 81 cm **F664**



Open back shelf 94 x 81 cm **F667**



Fixed shelf 94 x 81 cm **F665**



Translucent back shelf
124 x 81 cm **F649**



Open back shelf 124 x 81 cm **F646**



Fixed shelf 124 x 81 cm **F645**
Holds the Half school set of unit blocks (page 142)

Roomscapes adjustable shelving

Now you can customise your storage space according to your needs. Add and adjust shelves without tools. For lockable storage, choose the option with doors.

All shelves are 37 cm deep.

Free service Contact us for help with your room design.



Adjustable shelf
124 x 61 cm (F641)

ECERS 2: 7.1
ITERS 2: 7.3, 5.3



Easy shelf placement with supports. Designed to prevent shelves from sliding out.



Flip up hidden wheels to move shelf.



Doors can be locked to provide safe storage. Open with key provided, or similar flat object.

See p. 74 Connectors & Accessories



Roomscapes posts connect shelves and panels.

Chalkboard cover can attach to most display board-backed shelves.

61 cm high (37 cm deep)



Adjustable shelf 63 x 61 cm
F621
Additional single 63 cm shelf **F602**



Shelf with doors 94 x 61 cm
F632
Additional single 94 cm shelf **F603**



Adjustable shelf 94 x 61 cm
F631
Additional single 94 cm shelf **F603**



Adjustable shelf 124 x 61 cm
F641
Additional single 124 cm shelf **F604**

81 cm high (37 cm deep)



Adjustable shelf 63 x 81 cm
F622
Additional single 63 cm shelf **F602**



Shelf with doors 94 x 81 cm
F633
Additional single 94 cm shelf **F603**



Adjustable shelf 94 x 81 cm
F633
Additional single 94 cm shelf **F603**




Adjustable shelf 124 x 81 cm
F642
Additional single 124 cm shelf **F604**

102 cm high (37 cm deep)



Adjustable shelf 63 x 102 cm
F623
Additional single 63 cm shelf **F602**

Shelf back covers
Attach a Clear, Mirror or Chalkboard cover to any of these shelves. Options are listed with each shelf.



Clear cover



Mirror cover



Chalkboard cover

Clear cover **F879**
Mirror cover (covers 2/3) **F846**
Chalkboard cover (covers 2/3) **F861**

Clear cover **F854**
Mirror cover **F846**
Chalkboard cover **F861**

Clear cover **F855**
Mirror cover (covers 2/3) **F846**
Chalkboard cover (covers 2/3) **F861**

Clear cover **F855**
Mirror cover (covers 2/3) **F846**
Chalkboard cover (covers 2/3) **F861**

Clear cover **F856**
Mirror cover (covers 1/2) **F846**
Chalkboard cover (covers 1/2) **F861**

Roomscapes corners & sweeps

ECERS 2: 7.1 ITERS 2: 7.3, 5.3


Sweep shelves add elegance to any room, and Corner shelves complete a run of Roomscapes with an aesthetic touch. Their curves soften the building's straight lines and right angles.

All shelves are 37 cm deep.

Free service Contact us for help with your room design.



Translucent back sweep
61 cm (F625)



Strong
Shelves are built with mortise and tenon joints, the strongest in woodworking.

See p.74 Connectors & Accessories



Roomscapes posts connect shelves and panels.

Corner crates fit perfectly in a Corner shelf.

41 cm high



Corner shelf 41 cm
F671



Translucent back sweep 41 cm
F624



Translucent back inside sweep 41 cm
F627

61 cm high



Corner shelf 61 cm
F673



Translucent back sweep 61 cm
F625



Translucent back inside sweep 61 cm
F628

81 cm high



Corner shelf 81 cm
F675



Translucent back sweep 81 cm
F626



Translucent back inside sweep 81 cm
F629

Accessories



Corner crate **G498**

Roomscapes tote shelving

ECERS 2: 7.1 ITERS 2: 7.3, 5.3

Essential for an organised classroom. Sturdy dividers adjust the spacing to hold shallow or deep totes. Medium carry crates fit Tote shelves too – see page 66.

All shelves are 37 cm deep.

Free service Contact us for help with your room design.



Tote shelf 124 x 61 cm (F684)



Clear covers

Display board backs provide a surface for hanging artwork at the children's level.



Customise your storage space with adjustable dividers.



Flip up hidden wheels to move shelf.

See p. 74 Connectors & Accessories



Roomscapes posts connect shelves and panels.

Back covers add visual stimulation and can attach to any shelf with display board backing



Totes and Carry crates provide tidy storage. Options available on page 66.

61 cm high (37 cm deep)



Clear cover **F851**
Mirror cover **F843**

Tote shelf 63 x 61 cm

Choose tote colour ☐ ☐

As shown (4 shallow, 4 deep) **F681**

All shallow (12) **F552**

All deep (6) **F551**

Shelf only **F691**



Clear cover **F852**
Mirror cover **F844**
Chalkboard cover **F861**

Tote shelf 94 x 61 cm

Choose tote colour ☐ ☐

As shown (6 shallow, 6 deep) **F556**

All shallow (18) **F555**

All deep (9) **F682**

Shelf only **F692**



Clear cover **F853**
Mirror cover **F845**
Chalkboard cover (covers ¾) **F861**

Tote shelf 124 x 61 cm

Choose tote colour ☐ ☐

As shown (6 shallow, 9 deep) **F684**

All shallow (24) **F566**

All deep (12) **F565**

Shelf only **F694**



Clear cover **F853**
Mirror cover **F845**
Chalkboard cover (covers ¾) **F861**

Multi-storage shelf 124 x 61 cm

Choose tote colour ☐ ☐

As shown (6 shallow) **F683**

Shelf only **F693**

Accessories



Divider for tote shelf **F889**

81 cm high (37 cm deep)



Clear cover **F854**
Mirror cover **F846**
Chalkboard cover **F861**

Tote shelf 63 x 81 cm

Choose tote colour ☐ ☐

As shown (4 shallow, 6 deep) **F685**

All shallow (16) **F572**

All deep (8) **F571**

Shelf only **F695**



Clear cover **F855**
Mirror cover (covers ½) **F846**
Chalkboard cover (covers ½) **F861**

Tote shelf 94 x 81 cm

Choose tote colour ☐ ☐

As shown (6 shallow, 9 deep) **F686**

All shallow (24) **F576**

All deep (12) **F575**

Shelf only **F696**



Clear cover **F856**
Mirror cover (covers ½) **F846**
Chalkboard cover (covers ½) **F861**

Tote shelf 124 x 81 cm

Choose tote colour ☐ ☐

As shown (8 shallow, 12 deep) **F687**

All shallow (32) **F582**

All deep (16) **F581**

Shelf only **F697**

Tote shelf display sets



Tote display unit 94 cm **F875**

Choose tote colour ☐ ☐

Includes clear cover for display panel

Mirror cover **F844**
(fits panel or back of shelf)



Tote display unit 124 cm **F876**

Choose tote colour ☐ ☐

Includes clear cover for display panel

Mirror cover **F845**
(fits back of shelf)



Clear cover **F879**

Tote shelf 63 x 102 cm

Choose tote colour ☐ ☐

As shown (20 shallow) **F589**



Clear cover **F879**

Ring binder shelf 63 x 102 cm

Choose tote colour ☐ ☐

As shown (4 shallow) **F590**

Holds 24 standard ring binders with 4.5 cm spines.



Clear cover **F887**
Mirror cover (covers ½) **F846**
Chalkboard cover (covers ½) **F861**

Tote shelf 124 x 102 cm

Choose tote colour ☐ ☐

As shown (16 shallow, 12 deep) **F592**

All shallow (40) **F591**

All deep (20) **F689**

Shelf only **F699**

Roomscapes tray units

ECERS 6: 7.2, 5.3, 4: 7.2 ITERS 5: 7.2, 5.3

This shelf's wide top makes a great work or display surface. Solid birch construction delivers natural beauty that will last for years. Adjustable dividers are easily manipulated to customise storage space.

All shelves are 46 cm deep.

Free service Contact us for help with your room design.



Tray unit 106 x 61 cm (F688)



Optional clear covers
protect child-height displays.



Customise your storage space
with adjustable dividers.



Flip up hidden wheels
to move shelf.

See p. 74 Connectors & Accessories



For **personal trays**, use the
"all shallow" tray option.

Roomscapes posts connect
shelves and panels.



Trays and Large carry crates provide generous
storage. Options available on page 66.

61 cm high (46 cm deep)



Tray unit 71 x 61 cm
Choose tote colour ☐ ☐

As shown (4 shallow, 4 deep) **F511**
All shallow trays (12) **F513**
All deep trays (6) **F512**
Shelf only **F510**



Tray unit 106 x 61 cm
Choose tote colour ☐ ☐

As shown (6 shallow, 6 deep) **F688**
All shallow trays (18) **F585**
All deep trays (9) **F586**
Shelf only **F698**

81 cm high (46 cm deep)



Tray unit 71 x 81 cm
Choose tote colour ☐ ☐

As shown (4 shallow, 6 deep) **F521**
All shallow trays (16) **F523**
All deep trays (8) **F522**
Shelf only **F520**



Tray unit 106 x 81 cm
Choose tote colour ☐ ☐

As shown (6 shallow, 9 deep) **F531**
All shallow trays (24) **F533**
All deep trays (12) **F532**
Shelf only **F530**

102 cm high (46 cm deep)



Tray unit 71 x 102 cm
Choose tote colour ☐ ☐

As shown (4 shallow, 8 deep) **F541**
All shallow trays (20) **F543**
All deep trays (10) **F542**
Shelf only **F540**



Tray unit 106 x 102 cm
Choose tote colour ☐ ☐

As shown (6 shallow, 12 deep) **F546**
All shallow trays (30) **F548**
All deep trays (15) **F547**
Shelf only **F545**

Tray unit display sets



Tray display unit 106 cm **F583**
Choose tray colour ☐ ☐
Includes 6 shallow, 6 deep trays, 6 magnets



Tray display unit 71 cm **F514**
Choose tray colour ☐ ☐
Includes 4 shallow, 4 deep trays, 6 magnets

Accessories



Divider for Tray unit **F899**



Extra set of 10 magnets **H540**
for use with whiteboard display

Reversible panel

Choose the side with a
display board panel, or flip it
around to use the magnetic
whiteboard. Optional clear
covers are available, to
protect child-height displays.



Trays, totes and crates

ECERS 4: 7.2, 17:7.2, 34: 7.1, 5.3
ITERS 2: 5.1, 4:5.3, 15: 7.1

Organise your room with our collection of trays, totes, and crates. There are two main sizes: **Large containers** fit the more spacious Tray shelves, while **Medium containers** fit Tote shelves, and most of our other shelving.



Crates have a full-perimeter hand hold, making them easy for children to manoeuvre.

Small carry crate (G493)
Deep tote (F890)

Rounded corners are child-friendly and unbreakable.



A Shallow tote fits two Half totes or four Quarter totes.



Believe it when you see it! Transparent containers offer a visual invitation to play and discovery.



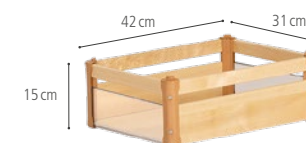
Containers of the same size stack.

Large

For use with Tray units
Tray unit depth is 46 cm.



Large carry crate G496
Fits Tray units made after January 2017



Large carry crate, clear G497
Fits Tray units made after January 2017



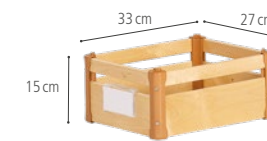
Deep tray F920
Choose clear or cream ☐ ☐
Base: 28 x 40 cm



Shallow tray F910
Choose clear or cream ☐ ☐
Base: 28 x 40 cm

Medium

For use with Tote shelves
Tote shelf depth is 37 cm



Medium carry crate G494
Base fits A4



Medium carry crate, clear G495
Base fits A4

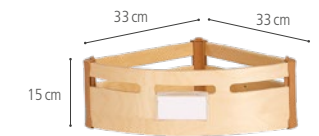


Deep tote F890
Choose clear or cream ☐ ☐
Base: 23 x 30 cm



Shallow tote F880
Choose clear or cream ☐ ☐
Base: 24 x 31 cm, fits A4

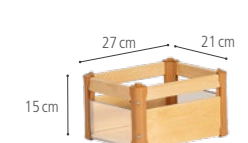
Other



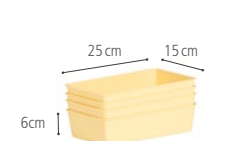
Corner crate G498



Small carry crate G492



Small carry crate, clear G493



Four cream half totes F981



Four cream quarter totes F991



Trays and Large carry crates fit on Tray shelves (46 cm deep).



Totes and Medium carry crates fit on Tote shelves (37 cm deep).



Small carry crates fit on Craft shelves and Display & Discovery shelves.

Hmm.
Which is which?

Roomscapes panels

ECERS 4: 5.3 ITERS 4: 7.3, 5.3


Bamboo panels define spaces with warm, natural tones. **Clear panels** enhance interaction and supervision. **Translucent and Rice grass panels** can form cosy spaces while still letting light through. **Display board panels** create a solid divider and provide display – note the cover options! Panel covers attach with Velcro. Combine panels with shelves to creatively divide your room. See page 79 for guidelines.

Free service Contact us for help with your room design.



Display board covers

Attach a Clear, Mirror or Chalkboard cover to any display board panel or shelf with display board backing. Options are listed with each shelf or panel.



Clear cover



Mirror cover



Chalkboard cover

See p. 74 Connectors & Accessories




Attach a **Mirror, Clear, or Chalkboard cover** to any display board panel.

Roomscapes posts connect shelves and panels.

61 cm high



Display board **F711**
Clear cover **F821**
Mirror cover **F843**
Clear **F721**
Bamboo **F817**

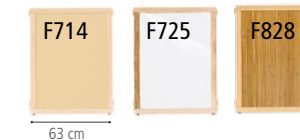


Display board **F712**
Clear cover **F822**
Mirror cover **F844**
Chalkboard cover **F861**
Clear **F722**
Bamboo **F732**
Translucent **F801**
Rice grass **F901**




Display board **F713**
Clear cover (covers ½) **F821**
Mirror cover (covers ½) **F843**
Clear **F723**
Bamboo **F733**

81 cm high



Display board **F714**
Clear cover **F823**
Mirror cover **F846**
Chalkboard cover **F861**
Clear **F725**
Bamboo **F828**



Display board **F715**
Clear cover **F886**
Mirror cover (covers ½) **F846**
Chalkboard cover (covers ½) **F861**
Clear **F726**
Bamboo **F735**
Translucent **F802**
Rice grass **F902**



Display board **F716**
Clear cover (covers ½) **F823**
Mirror cover (covers ½) **F846**
Chalkboard cover (covers ½) **F861**
Clear **F727**
Bamboo **F736**



Adjustable panel **F748**
Fills odd-sized, non-modular gaps, so your partition can stretch across a room. 63 – 94 cm adjustment.

102 cm high



Translucent **F827**

122 cm high



Bamboo **F738**



Bamboo **F739**

Roomscapes wave & curved panels

ECERS 4: 5.3, 5.2
ITERS 4: 7.3, 5.3

Wave panels provide an eye-catching way to change the height of your Roomscapes partition. Children naturally gravitate to curves, which are more welcoming than hard corners and right angles. Translucent and Rice grass panels create elegant niches while letting in plenty of light and maintaining easy supervision.

Free service Contact us for help with your room design.

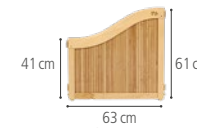


See p.74 **Connectors & Accessories**



Roomscapes posts connect shelves and panels.

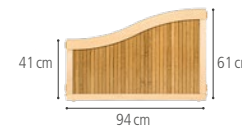
41 – 61 cm wave panels



Short bamboo wave 41 – 61 cm high
F818



Short translucent wave 41 – 61 cm high
F808



Bamboo wave 41 – 61 cm high
F741



Clear wave 41 – 61 cm high
F724



Translucent wave 41 – 61 cm high
F783

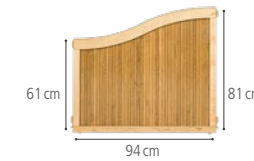
61 – 81 cm wave panels



Short bamboo wave 61 – 81 cm high
F819



Short translucent wave 61 – 81 cm high
F803



Bamboo wave 61 – 81 cm high
F742



Clear wave 61 – 81 cm high
F728

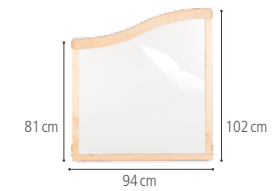


Translucent wave 61 – 81 cm high
F784



Rice grass wave 61 – 81 cm high
F903

81 – 102 cm wave panel



Clear wave 81 – 102 cm high
F749



Translucent wave 81 – 102 cm high
F785

61 cm curved panels



Bamboo curved panel 61 cm
F813

Translucent curved panel 61 cm
F904

Rice grass curved panel 61 cm
F907

81 cm curved panels



Bamboo curved panel 81 cm
F814

Translucent curved panel 81 cm
F905

Rice grass curved panel 81 cm
F908



See p.78 **Roomscapes guidelines**

Roomscapes gates and arches

ECERS 14: 7.1; 1: 5.3
ITERS 4: 7.3, 5.3; 3: 7.2, 5.2

Gates and arches communicate boundaries and pathways. These gates feature a latch that adults can open with one hand, but that is secure for children up to 24 months. They conform to EN 1930:2011 Safety Barriers. Roomscapes gates open both ways with a full 360° rotation to give you complete flexibility.

Free service Contact us for help with your room design.

Gates need extra support.
We'd love to help plan your order.

See p. 79 **Guidelines** for safely installing your gates

See p. 74 **Roomscapes posts** must be used to securely install gates



Gate hinges have no pinch points.

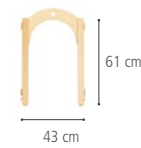


See p. 74 **Connectors & Accessories**

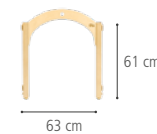


Roomscapes posts connect shelves, panels, gates and arches.

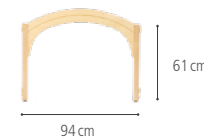
61 cm high



Arch 43 x 61 cm **F832**

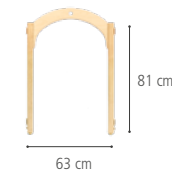


Arch 63 x 61 cm **F837**



Arch 94 x 61 cm **F831**

81 cm high



Arch 63 x 81 cm **F826**



Roomscapes compact gate **F481**
Opening width: 60 cm

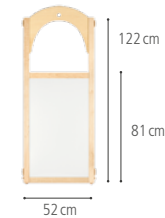


Roomscapes gate **F482**
Opening width: 75 cm

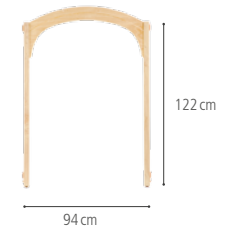
122 cm high



Mini arch 52 x 122 cm **F838**

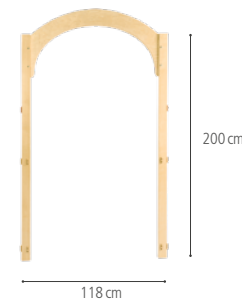


Mini arch panel **F839**



Arch 94 x 122 cm **F833**

200 cm high



Teacher arch **F834**



Roomscapes entry **F840**
Includes Teacher arch, two 81 cm posts and Roomscapes gate.
Opening width: 75 cm

Window panel



Window panel **F743**




Roomscales Classic posts & accessories

Branches, Canopies, Roomscales wings connect to the Roomscales Classic post. Use a Cover on any Display board panel, or shelf with a display board back.

Flowies are transparent pieces of cloth netting. Drape them over branches or furniture. Watch any table become a cave or den!



Filler
Fills the space between two shelves and two posts.



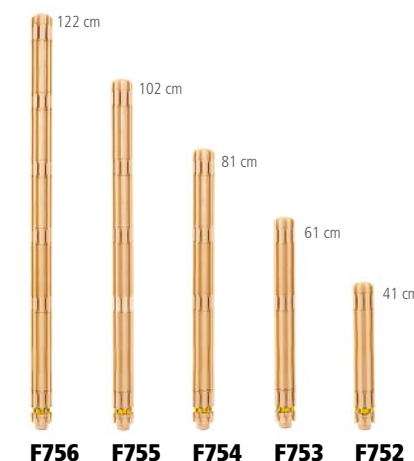
Hook spots are the secret to keeping the Flowie on the Branch.



Classic posts connect shelves, panels and gates. See p. 79 for guidelines.


Classic posts

Connect any Roomscales items. 6 cm diameter.



Wall adapters

Attach to the wall or other stable fixture to support a post. 2 cm wide.



Roomscales wings F729
Stabilise Roomscales panels. Not for use with Roomscales entry, or gates. Must attach with 81 cm (or higher) Classic post.



Filler F751

Branches and Flowies

Connect Branches to shelves or panels with Classic posts at least 61 cm tall. Flowies drape over branches or furniture. All Flowies measure 218 x 310 cm.



Two high branches **F812** Two low branches **F811**



Flowie, Sage **C707**



Flowie, Sky **C708**



Flowie, Sand **C709**

Canopy

Attaches to any 94 or 124 cm long shelf that is 61 or 81 cm high. Use two Classic posts that match the shelf height.



Canopy F871

Covers

Use a cover on any Display board panel, or shelf with a display board back. The mirror cover is perfect for a toddler's self-discovery phase, the clear cover protects artwork, and the chalkboard cover creates a mini mark-making station. Covers are cleanable, attach with Velcro, and allow you to use both sides of the shelf.



Mirror covers
Options are listed with each panel or shelf.



Clear covers
Options are listed with each panel or shelf.



Chalkboard covers
Options are listed with each panel or shelf.

NEW Roomscapes wooden posts

These wooden connectors integrate seamlessly with Roomscapes products, adding a final touch of natural beauty to your environment. The Angled post gives you more flexibility and options in arranging your room. A wooden post option is available for most Roomscapes sets. Ask your account manager for details.



Wooden filler
Fills the gap between two connected shelves.




Angled posts
Connect Roomscapes items at any angle.



Straight posts
Connect Roomscapes items in a straight line.

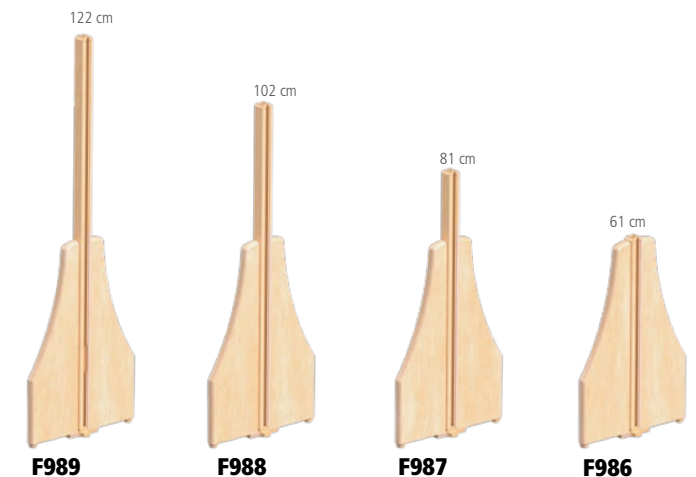
Straight posts

Connect Roomscapes items in a straight line.
4 cm wide.




Panel stabilisers

Stabilise Roomscapes panels. Not for use with Roomscapes entry or gates.
Base: 40 cm wide.



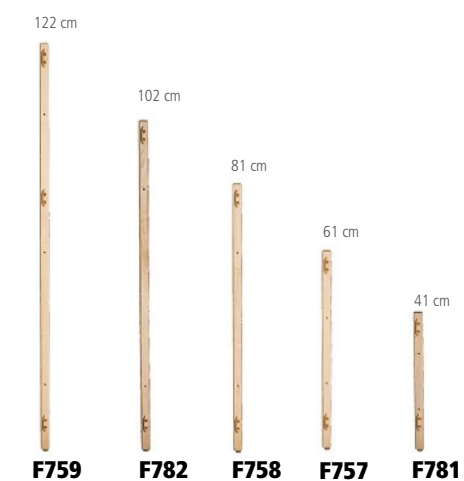
Angled posts

Connect Roomscapes items at any angle.
8 cm wide.



Wall adapters

Attach to the wall or other stable fixture to support a post.
2 cm wide.



Wooden filler

Fills the space between two shelves and two wooden Straight posts.



Angled posts are hinged down the centre, so your Roomscapes divider can turn left or right, go straight ahead, or adjust to anywhere inbetween.



Wooden posts make it easy to assemble a Roomscapes divider.

Using Roomscapes

A quick guide to planning your Roomscapes order.

1. Measure your space

For a room divider, measure the span to the nearest centimetre. If planning an entire room, you will need a floor plan with a full set of dimensions. This should include doors, windows and built-in features.

2. Know your goals

- How old are your children?
- What about storage?
- How accessible should the area be?

3. Choose your items

See individual pages for dimensions of products.



Shelves double as boundaries and display when used in a divider. See page 55



Panels provide a simple divider in various heights. See page 68



Gates and Entries allow or restrict access to a space. See page 72

4. Put it all together

Roomscapes shelves and panels connect without tools, using sturdy posts.



Posts connect Roomscapes products. Add 6 cm to your plan for each post. See page 74



Wall adapters attach posts to a wall. See page 74




Wings stabilise a run of panels. See page 74



Adjustable panels close odd gaps in a divider. See page 68



Fillers close the gap between two shelves. See page 74



Each shelf and panel has couplings on the sides where posts attach.



Posts slide onto the couplings. No tools needed!

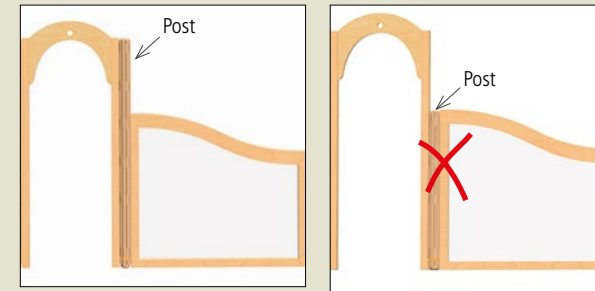


Shelves and panels can attach in 45 degree increments.

Roomscapes guidelines

How to make safe and stable Roomscapes connections

Posts

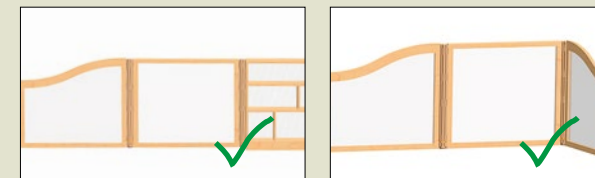


Always match post height to the highest piece it connects.

If you place panels on top of shelves or other panels to make a higher divider, the combined height should not exceed 122 cm.

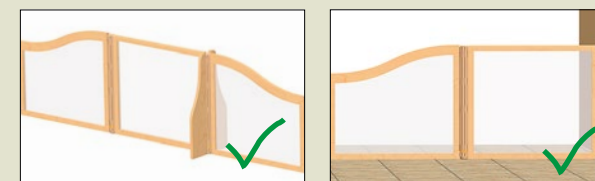
Panels and Arches

Never connect more than 2 panels in a row without stabilising them in one of the following ways:



Add a shelf.

Create a 45° or 90° angle in the line of panels.



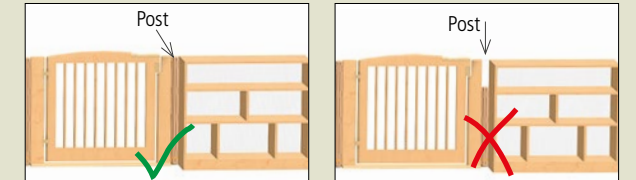
Use a pair of Wings (see p. 74).

Attach to a wall (see Wall adapters p. 74).

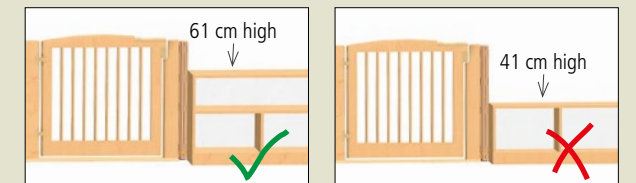
- Panels must always be attached at both ends. (See illustrations above.)
- Never exceed 122 cm in height.
- Never end a straight line of panels with a single Corner shelf.
- A 61 or 81 cm high Corner shelf connected to a Teacher arch or Roomscapes entry must also connect to another panel, shelf, or wall adapter.

Roomscapes Gates

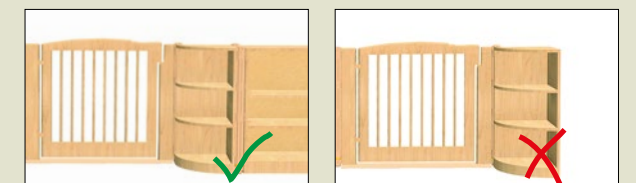
Gates need extra support to be stable and safe.



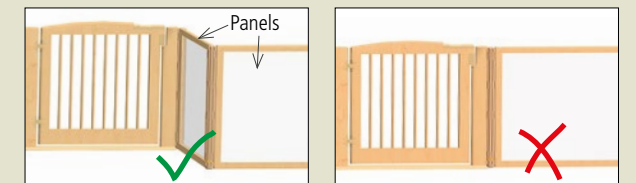
Supporting posts must be at least 81 cm high.



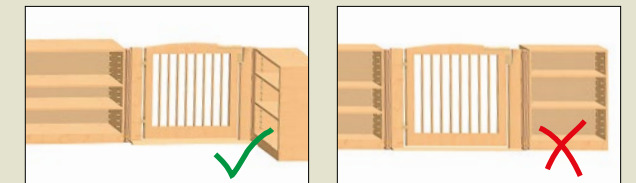
Attached shelves or panels must be at least 61 cm high.



A 61 or 81 cm high Corner shelf connected to a Roomscapes gate or compact gate must also connect to another panel, shelf, or wall adapter.



Panels must connect at a 45° or 90° angle to the Gate threshold.*



63 cm long shelves must connect at a 45° or 90° angle to the Gate threshold.*

*Exception: the Roomscapes gate and compact gate may connect in a straight line with a panel or 63 cm shelf, but only if the hinge side is connected to a 94 cm shelf (or longer), to a wall, or to angled panels.

Roomscapes sets



200 x 150 cm



NEW Invitation & discovery area, 2-3s

F966

Mirrors and book provocations ignite curiosity and invite inquisitive fingers to discover and investigate. The Activity top extends the display, allowing children to try it themselves.



200 x 150 cm



Sensory area

F944

Warm bamboo and natural rice grass welcome children into this Sensory area. Includes both storage and display space.



200 x 170 cm



Toddler book corner

F503

Toddlers will love selecting their own book and settling down for a look. Simple and cosy, this book corner is designed to fit anywhere in your room.



243 x 209 cm



Baby safe area

F927

Choose tote colour ☐ ☐

Roomy and versatile, this safe play area can be arranged in a corner, against a wall, or to partition a room.



200 x 170 cm

Art and creative area

F948

Choose tote colour ☐ ☐

A beautiful space where creativity can flourish. Art supplies and mark-making tools are displayed attractively at child-height for easy access.



MultiTable D293



Translucent curve F904



Post x2 F753



Post F754



Translucent wave F803



Chalkboard cover F861



Adjustable shelf 81cm F622



Supply unit 3 H577



110 x 235 cm

NEW

Invitation to science area, 3-5s

F965

Collaborating on an exciting exploration, your little scientists need only a few simple objects to inspire discovery and experimentation!



Corner shelf F673



Activity top shelf F638



Post x2 F753



Post F754



Translucent curve F904



Translucent wave F803



Display & discovery shelf F495



The Art and creative Roomscapes set transforms the space in any classroom into an inviting and protected area where creativity can flourish.



140 x 271 cm

Construction area

F928

Choose tray colour ☐ ☐

This corner offers a defined area for young builders. Shelving includes storage for small-world props.



Quarter School set G461



Bamboo curve F813



Tray unit F586



Post x2 F753



Post F754



Fixed shelf F645



Translucent wave F803



223 x 232 cm

Classroom reading corner

F932

Choose sofa colour ☐ ☐

This inviting book area comes complete with display and storage. The Library shelf provides double-sided access with a space at the back to hold big books.



169 x 313 cm

Literacy corner

F934

This beautiful corner supports quality book time. Shelves face in or out so you can arrange them to suit your setting.



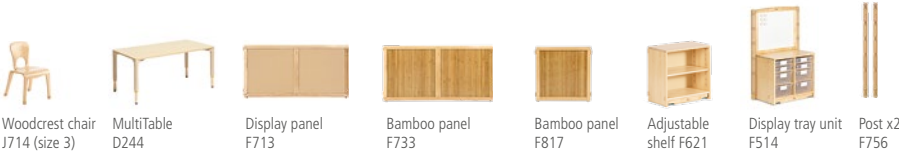
75 x 206 cm

Workstation

F926

Choose tray colour ☐ ☐
Choose chair size 2 or 3

Here's a quiet alcove for concentrated learning.



240 x 200 cm

Focus corner

F507

Choose tote colour ☐ ☐
Choose armchair colour ☐ ☐

Step out of the bustle of a lively classroom into this calm, relaxing space.





144 x 211 cm



Toddler role play area

F929

An attractive little home corner to foster role play for the youngest ones. Staff can easily reposition the Sink and Cooker to suit children's play.



304 x 254 cm



Classroom role play corner

F943

Table and chairs not included (see p.169)

A versatile role play area with canopy and window, inviting happy interaction.



220 x 210 cm



Role play, 2-5s

F942

Table and Stacking stools not included (see p.113 and 169)

This little corner contains a treasure trove of inviting materials to spark imagination and collaboration. The mirror and open displays invite children to play.



240 x 331 cm



Versatile play corner

F938

Shop today, puppet theatre tomorrow, this corner can be changed in size and options.



106 cm long x 122 cm high

Puppet theatre

F791

Let the show begin! Here's a mobile puppet theatre with a built-in storage shelf and stage. Roll your show to where you want it, then flip down trim to stabilise.



142 cm long x 149 cm high

Canopy unit

F872

A canopy will add role play appeal to any room. The canopy can be taken off without tools and stored flat.

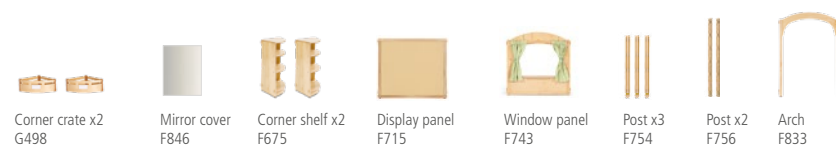


148 x 148 cm

Cosy nook

F931

A favourite set, these simple panels can create a nook almost anywhere.



192 cm x 46 cm
(122 cm high)

Display and discovery set

F939

Choose tray colour ☐ ☐

Exhibit posters and information on the display board panel with clear protective cover. Flip it around to use the magnetic whiteboard. Related objects can be displayed on the shelf top, and other materials store in the tidy trays below.



80 x 125 cm space
81 cm panel height



Puffin nest

F557

Choose Flowie colour ■ ■ ■

A cosy place for little people. Branches allow fabric to be attached to help the space feel more enclosed.



124 x 100 cm space
61–81 cm panel height



Swallow nest

F526

Choose Flowie colour ■ ■ ■

Fits into a corner of your room. The two curved panels invite tots to snuggle in.



HideAway cube

F792

Choose Flowie colour ■ ■ ■

Children need a safe corner for rest and retreat – a den from which to survey the action. The HideAway cube has space for solitude or one or two friends.

106 x 106 cm



65 x 63 cm space
61 cm panel height



Wren nest

F517

Choose Flowie colour ■ ■ ■

Our smallest option, designed with one-year-olds in mind. A child can feel secluded while remaining visible.



Display & discovery shelf (F495)
Activity top shelf (F636)



Mirror adds a new dimension.



Transparent book holder for posters or open books.



Tray lifts out for easy cleaning.



Flip up the hidden wheels to move shelves.



Connect these items to other Roomscapes shelves or dividers, and create the perfect activity area.



The angled upper shelf creates an open, buffet-style appearance that invites children to explore.

NEW Display & discovery shelves for Roomscapes

ECERS 5: 7.4, 5.1
 ITERS 2: 7.3; 4:5.3; 20: 5.1

Ignite imagination and learning with a visual buffet of materials. The angled shelf invites children to help themselves, and the mirror makes classroom displays as beautiful as they are practical. Set a book in the designated slot and let the child-led play begin.

The Activity top shelf extends the display and the learning. Children love to explore materials and concepts on a surface.



Display & discovery shelf with clear Carry crates F495

Includes 4 small and 3 medium Clear carry crates



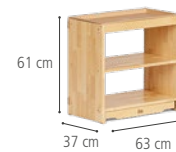
Display & discovery shelf with Carry crates F490

Includes 4 small and 3 medium Carry crates



Display & discovery shelf with Totes F496

Includes 6 Deep totes. Choose tote colour ☐ ☐



Activity top shelf 61 cm F638

For ages 3–5



Activity top shelf 41 cm F636

For ages 2–3



The Activity top shelf is an ideal investigation table for damp or abrasive materials, science experiments, or long-term projects like growing plants.

Accessories



Medium carry crate, clear **G495**



Medium carry crate **G494**



Deep tote **F890**
 Choose colour ☐ ☐



61 cm shelf holds up to four Deep totes or Medium carry crates. 41 cm shelf holds two.



See p.80–83 **Roomscapes sets** with display shelving



Library shelf (F776)



Shelf backs offer even more storage space, with a slot to hold big books.



Up to roll. Down to stay.
Just flip up the wheels, roll it where you want, then flip them down for a perfectly stationary unit.



Library rack (F775)

Library rack and shelf connect to Roomscapes shelves and panels.

Book display shelves for Roomscapes

ECERS 15: 5.3, 5.1 ITERS 5: 5.3

Children will enjoy picking just the right book from the many choices shown on the overlapping display shelves of the Library rack and Library shelf.

Big books are visible from both sides of the rack, and generous book storage space is available on the shelves below and behind the racks. Optional book ends securely hold books in place.

You can create a cosy library corner, removed from the general hubbub, by connecting a few Roomscapes panels to the Library rack and shelf.



Library shelf **F776**

Always connect to Roomscapes or place against a wall



Library rack **F775**



Pair of book ends **F779**

For use on the bottom of Library shelf F776



Books expand imagination as well as knowledge. They should be clearly displayed for children to easily recognise and select their favourites.



See p.208 for toddler book display

Browser box

ITERS 2:5.3 14: 7.1

The intriguing shape of the Browser box invites little children to explore. This low, versatile storage bin with high visibility helps toddlers learn to put away their books and toys. Adjust the size of the bins by pushing the dividers along.



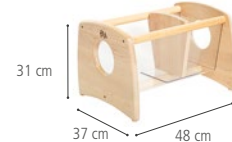
Smooth hardwood ends are peepholes for babies and handholds for carers.



The space-saving Small browser box offers the same play value with a smaller footprint.

Browser box
F778
Includes 2 Book ends

Small browser box
F770
Includes 1 Book end



Book trolley

ECERS 15: 5.3, 5.1 ITERS 4: 7.2, 7.1

The Book trolley's clear bin and lower shelf provide visible, accessible book display. Its mobility gives freedom to share a library between classrooms. Easily adapted to other uses, the Book trolley also makes an enticing music and movement trolley or mobile audiobook station.



Book trolley
F777
Includes 2 Book ends



Extra pair of
book ends **F779**
Additional Book ends for use on
bottom shelf of Book trolley

Adjustable dividers slide to accommodate books, toys or other materials.



On the move? Flip up the hidden wheels to move the Book trolley.

Library panel for Roomscares

ECERS 15: 5.3, 5.1 ITERS 4: 7.2, 7.1

The space-saving Library panel does double-duty as divider and book display. Mounted directly on the wall in the classroom, office or reception, it can be accessed easily by children, staff or visitors. Connect it with other Roomscares items to create a customised reading space suited to your needs.



Library panel **F747**





Tables and chairs

MultiTables

page 103



Woodcrest chairs

page 111



Teacher low chair

page 111



Stacking stools

page 113



Mealtime & Childshape chairs

page 115



Chair and table height guidelines

It comes down to a simple formula – comfort equals concentration and contentment. If children have furniture shaped to support their bodies’ best posture, they can stay focused on the work or play in front of them.

Determine the best chair height by seating a child with knees at 90° and feet flat on the floor. Measure the distance from the floor to the seating surface.

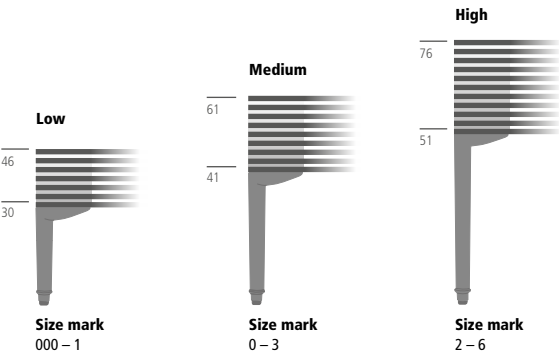
The table legs and chairs are size-marked to help determine the correct table/chair choice. Match the size marks on table and chair.

Children’s ages	Chair	Stacking stool	Seat height	Size mark	Table height	Adjustable leg size		
						low	med	high
0–2	J505	J121	13 cm	000	30 cm	✓		
	J506	J122	17 cm	00	36 cm	✓		
2–3	J408 (J708)	J123	21 cm	0	40 cm	✓	✓	
2–4	J710 (J410)	J124	26 cm	1	46 cm	✓	✓	
4–6	J712	J125	31 cm	2	53 cm		✓	✓
6–8	J714	J126	35 cm	3	59 cm		✓	✓
8–11	J715		38 cm	4	64 cm			✓
11–14	J716		43 cm	5	71 cm			✓
14 +	J718		46 cm	6	76 cm			✓

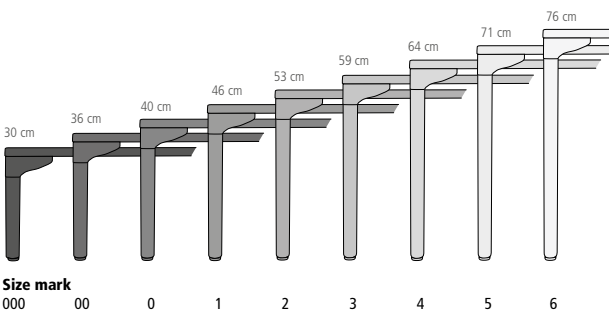
See p. 115 Recommended seating for 0-2s

Height ranges for MultiTable legs

Adjustable legs (Legs adjust in 2.5 cm increments)



Solid legs



Chair size mark
A chair size mark is stamped on the underside, and printed on the ID label.

Adjustable leg size mark
Pull out the telescoping leg until correct number shows directly below the gold ring.

Solid leg size mark
On a solid leg, the size mark can be found at the top of the leg where it attaches to the table.

Feet are flat on the floor



MultiTables



Table top options

Modular table shapes allow you to configure your room for many different use cases: solo work, small teams, round table discussions, or a classroom debate. See options on page 106.



Adjustable leg options

Choose from three heights of adjustable table legs to keep pace with growing children of various ages. Table legs click out telescopically to give you maximum flex-stability.



Solid wood leg options

Choose from nine heights of solid wooden legs for a sturdy table with a natural look.



Role play tables: See page 169

Outdoor tables: See pages 27–29

Activity tray-tables: See page 135

56 x 76 cm MultiTable with high adjustable legs (D214)

To adjust table height, just push the yellow ring down and slide the leg in or out.



Easy-to-clean laminate is waterproofed with laser-bonded edging to keep moisture out.

Soft tips on table legs help keep the noise down.



Set the correct table height. Match the number on the chair bottom to the corresponding number stamped on the table leg. Find height recommendations per age on page 101.



Save floor space by moving tables to the side of the room and stacking them in a fan pattern. For more permanent and compact storage, legs unscrew and clip into the leg holder.



To support developing motor control, slightly tilt a table by shortening the adjustable legs on one side.

MultiTables

This versatile system of tables is solid and dependable to support the important work of playing and learning. With a wide range of shapes and sizes it's easy to customise your tables to fit different ages, groups, and activities.

MultiTables are lightweight and modular so you can move, stack, and store them easily. Adjustable legs allow staff to change the table height quickly – no tools needed. Or choose the solid leg option for a sturdy table with a natural look.

Tables come in four different shapes; each one with a variety of sizes. Find all options and prices on the next page.



Rectangle



Round



Half round



Trapezoid



Table legs are positioned at the edge of the table for maximum stability and wheelchair accessibility.

Accessories

Four solid legs A554 Choose table height	Four adjustable legs A594 Choose low, medium or high
Six solid legs A556 Choose table height	Six adjustable legs A596 Choose low, medium or high



Turn the page for table options and prices!

MultiTables

ECERS 2: 7.1, 5.3, 5.1 ITERS 2: 7.2, 5.2

- 1. Pick table shapes for your room and layouts. Diagrams below show seating estimates, but note that larger chairs may reduce capacity. Also ensure that table legs will not be in the way. (Chairs shown are Woodcrest chairs J712, suitable for ages 4–6.)
- 2. Select adjustable or solid legs. Choose length using chart on page 101. For adjustable legs, select low/medium/high; for solid legs specify desired table height.



193 cm horseshoe table (seats up to 6)
With 6 adjustable legs Low D342 Med D343 High D344
With 6 solid legs D341 Choose table height



163 cm horseshoe table (seats up to 5)
With 4 adjustable legs Low D332 Med D333 High D334
With 4 solid legs D331 Choose table height



122 cm round table (seats up to 6)
With 4 adjustable legs Low D302 Med D303 High D304
With 4 solid legs D301 Choose table height



91 cm round table (seats up to 4)
With 4 adjustable legs Low D312 Med D313 High D314
With 4 solid legs D311 Choose table height



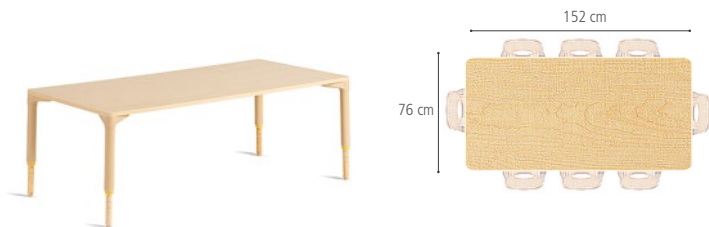
76 cm round table (seats up to 2)
With 4 adjustable legs Low D322 Med D323 High D324
With 4 solid legs D321 Choose table height



122 cm half-moon table (seats up to 3)
With 4 adjustable legs Low D372 Med D373 High D374
With 4 solid legs D371 Choose table height



112 cm half-moon table (seats up to 3)
With 4 adjustable legs Low D222 Med D223 High D224
With 4 solid legs D221 Choose table height



76 x 152 cm table (seats up to 8)
With 4 adjustable legs Low D262 Med D263 High D264
With 4 solid legs D261 Choose table height



76 x 122 cm table (seats up to 6)
With 4 adjustable legs Low D282 Med D283 High D284
With 4 solid legs D281 Choose table height



76 x 112 cm table (seats up to 6)
With 4 adjustable legs Low D252 Med D253 High D254
With 4 solid legs D251 Choose table height



76 x 76 cm table (seats up to 4)
With 4 adjustable legs Low D292 Med D293 High D294
With 4 solid legs D291 Choose table height



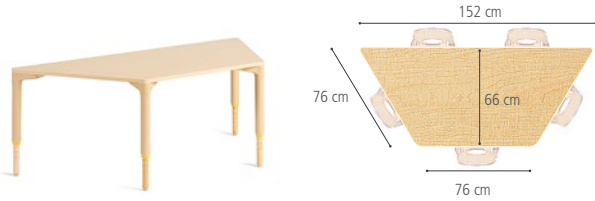
76 x 61 cm table (seats up to 4)
With 4 adjustable legs Low D272 Med D273 High D274
With 4 solid legs D271 Choose table height



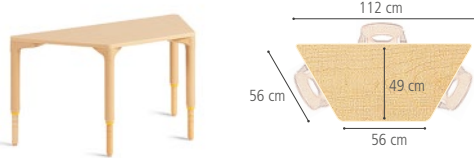
56 x 112 cm table (seats up to 6)
With 4 adjustable legs Low D242 Med D243 High D244
With 4 solid legs D241 Choose table height



56 x 76 cm table (seats up to 2)
With 4 adjustable legs Low D212 Med D213 High D214
With 4 solid legs D211 Choose table height



76 x 152 cm trapezoidal table (seats up to 5)
With 4 adjustable legs Low D362 Med D363 High D364
With 4 solid legs D361 Choose table height



56 x 112 cm trapezoidal table (seats up to 3)
With 4 adjustable legs Low D232 Med D233 High D234
With 4 solid legs D231 Choose table height



Chairs and seating

Choosing chairs? Sitting surfaces need to be appropriate for the activities they promote, so we offer a wide range of seating options. Comfort equals concentration and contentment.



Stacking stools

Designed for comfort, these sturdy stools are a great alternative to chairs. Suitable for any activity, from story time to role play, or even lunch. Available in six sizes, and handy for staff as well. See page 113.



Woodcrest chairs

Comfortable, ergonomic seating for preschool children to adults. Available in seven sizes. Don't miss the Teacher low chair – it's the one with a handhold! See page 111.



Childshape chairs

Solid chairs with armrests, designed for twos and threes who need extra stability. Available in two sizes. See page 115.



Mealtime chairs

Babies and toddlers need supportive, cleanable seating as they master their eating skills. Available in two sizes, with optional feeding tray. See page 115.



Me-do-it chairs

Low and wide-based, Me-do-its are just right for toddlers. Available in two sizes. See page 207.



More seating

See Child's sofa and armchair on page 167, and Outlast benches and seats on page 27–29.

43 cm Woodcrest chair (J716)

Shaped for comfort

The backrest “circle” eliminates pressure on the lower spine. Edges and corners are rounded.

Stable seating

The wide-based design makes the chair stable without having the legs protrude.

Good posture

Children sit comfortably and correctly on this contoured chair. The waterfall front encourages circulation.

Rubber tips are non-marking, non-slip and help keep the noise down.



Light enough for children to carry.



Stackable: Five chairs high.



Woodcrest chairs



ECERS 2: 7.1, 5.2, 5.1 ITERS 2: 7.4, 7.2

The lightweight Woodcrest chair is made of formed beech. The graceful one-piece design is easy to clean, with no joints to work loose. They’re ultra-stable and sturdy, and scaled so children can sit with feet flat on the floor.



21 cm Woodcrest chair **J708**
Size mark 0



26 cm Woodcrest chair **J710**
Size mark 1



31 cm Woodcrest chair **J712**
Size mark 2



35 cm Woodcrest chair **J714**
Size mark 3



38 cm Woodcrest chair **J715**
Size mark 4



See p. 115

*Consider Childshape chairs for under 3s (with armrest)



43 cm Woodcrest chair **J716**
Size mark 5



Adult Woodcrest chair **J718**
Size mark 6

Choosing your Woodcrest chair							
Age (years old)	2–3	2–4	4–6	6–8	8–11	11–14	14+
Size mark	0	1	2	3	4	5	6
Table height (cm)	40	46	53	59	64	71	76
Chair	J708*	J710	J712	J714	J715	J716	J718
Seat height (cm)	21	26	31	35	38	43	46
Seat width	27	30	34	36	39	40	42
Seat depth	20	23	26	29	32	35	38

Match the size marks on table and chair. The chart shows the appropriate size marks for each age range.

Teacher low chair

Our Teacher low chair is designed for the carer. Providing enough seat depth, width and back support for the average adult, the “TLC” comfortably seats teachers low enough to interact with young children at their level.



Teacher low chair **J432**
Seat 39 cm wide x 30 cm deep, seat height 30 cm
Max. weight limit 170 kg



The handhold makes the TLC easy to move from one location to another.



17 cm Stacking stool (J122)
31 cm Stacking stool (J125)

Lightweight sturdy build for decades of use.

Large contoured seat, comfortable for both children and adults.



Easy to clean.
Inset joinery ensures that there are no hidden crevices to trap mess.

Rubber tips are non-marking, non-slip and help keep the noise down.



Ergonomic design allows freedom of movement and comfortable seating.



Story time! Teachers can get right down on child's level.



All 6 sizes can stack together. Rubber bumps on underside protect the tops from scuffs and scratches.

Stacking stools

ECERS 2: 7.1, 5.2, 5.1 ITERS 2: 7.4, 7.2, 7.1

Stacking stools provide durable, versatile seating for children. Use in place of chairs or just add a few to a particular area. They are easy for children to carry and stackable for compact storage.

For ages 0–8



13 cm Stacking stool **J121**
Size 000



17 cm Stacking stool **J122**
Size 00



21 cm Stacking stool **J123**
Size 0



26 cm Stacking stool **J124**
Size 1



31 cm Stacking stool **J125**
Size 2



35 cm Stacking stool **J126**
Size 3



Close-fitting joints make Stacking stools easy to clean. They are perfect for playdough, art activities and meals.

Chair and table height recommendations

Children's ages	Chair	Stacking Stool	Seat height	Size mark	Table height	Adjustable legs		
						low	med	high
0–2	J505	J121	13 cm	000	30	✓		
	J506	J122	17 cm	00	36	✓		
2–3	J408 (J708)	J123	21 cm	0	40	✓	✓	
2–4	J710 (J410)	J124	26 cm	1	46	✓	✓	
4–6	J712	J125	31 cm	2	53		✓	✓
6–8	J714	J126	35 cm	3	59		✓	✓
8–11	J715		38 cm	4	64			✓
11–14	J716		43 cm	5	71			✓
14 +	J718		46 cm	6	76			✓

See p.115 Recommended seating for 0-2s



20 cm Mealtime chair with tray (J443)



Belt with secure clip removes easily for washing.

Wide legs provide stability and allow stacking. Soft, non-slip chair tips keep noise down.

25 cm Childshape chair (J410)



Armrests provide extra support.

Safe and easy to clean, with rounded edges and corners.



The Mealtime chair's low and sturdy construction allows a toddler to climb right in.



Childshape chairs have no pommel or strap, to suit children ready for more independence.

Mealtime & Childshape chairs

ECERS 2: 7.1, 5.3, 5.2, 5.1
ITERS 2: 7.2, 5.2

The Mealtime chair has a post and seatbelt to prevent the child from sliding out. As the child grows and masters new skills, you can store the tray and use the Mealtime chair right at the table. Chairs can stack when not in use.

Childshape chairs have no post or strap. They encourage healthy posture because the child's back is supported, and feet are flat on the floor. When not needed, Childshape chairs stack neatly.



20 cm Mealtime chair with tray **J443**
For ages 6 to 24 months



25 cm Mealtime chair with tray **J423**
For ages 12 to 24 months



20 cm Mealtime chair **J444**
For ages 6 to 24 months



25 cm Mealtime chair **J424**
For ages 12 to 24 months



20 cm Childshape chair **J408**
For ages 1½ to 3 years



25 cm Childshape chair **J410**
For ages 2 to 4 years



Childshape chairs provide supportive, comfortable seating to help children focus on the task at hand.

Dimensions (cm)	20 cm chair	25 cm chair
Seat height	20	25
Seat width	28	28
Seat depth	24	24
Armrest height	33	37
Recommended table height	40	46

Accessories



Replacement tray **J425**
Fits only current model Mealtime chairs

See p.207 **Me-do-it chairs**



Creative and messy



Indoor sand and water
page 119

Art storage
page 125

Easels
page 129

Aprons and accessories
page 133

Activity tray-tables
page 135

Workbench
page 137



Large double table, tan (A694)

Built-in ledge puts a play surface right at the children's finger tips.



The bridge between pans offers even more play surface.

To move table, simply lift one end and roll. It's immediately stationary when set down.



The large drain allows almost any material through. It's easy to clean, and the tethered plug won't get lost!



This mobile Storage shelf connects to Roomscapes and provides organised storage. There are compartments for sorting and a slot for pan lids.



Large tables provide space for collaborative play. Watch those young scientists investigate as they mix, count and measure.

Large tables for sand & water play

ECERS 2: 7.2, 23:7.1, 5.1
ITERS 21: 7.2, 7.1, 5.3

Sand and water play is wet or dry, always messy and most importantly, fun! Use the Large double table to separate materials and encourage schematic play. The Large single table is perfect for larger volumes of water or other materials.

Use the purpose-built Storage shelf for wet or sandy accessories and loose parts. Water drains through the grates and onto the plastic tray below. Just pull it out for a quick clean.

All items come fully assembled.
For ages 15 months–6 years.



Large double table, clear A696
Height adjusts to 46, 54 or 61 cm



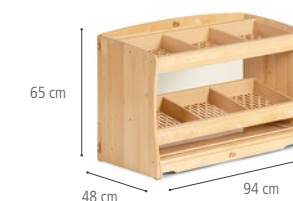
Large double table, tan A694
Height adjusts to 46, 54 or 61 cm



Large single table A697
Height adjusts to 46, 54 or 61 cm



Float, sink or build – at the Large single table, there's plenty of room to experiment!



Sand and water storage shelf A698

Change table height quickly with intuitive leg adjustment.



Low: 46 cm, 15–24 months



Medium: 54 cm, 2–3 years



High: 61 cm, 3–6 years

Storage shelf (A698)
Small table, tan (A692)



To organise smaller toys or loose parts, place a Deep tote (p. 66) in Storage shelf compartment.



Built-in ledge puts a play surface right at children's finger tips.

Water drains off toys through grates, and collects on removable plastic drip tray.



The large drain allows almost any material through. It's easy to clean, and the tethered plug won't get lost!



Change height of table quickly with intuitive leg adjustment.

Small tables for sand & water play

ECERS 2: 7.2, 23:7.5.1
ITERS 21: 7.2, 7.1, 5.3

This Small table is the compact, space-efficient option to bring sand and water play into your setting when floor space is limited. It's easy to move, drain and clean. Watch children completely immersed in sensory play with a variety of materials.

Sand and water tables adjust to three heights: low for 15–24 months, medium for 2–3 years, and high for 3–6 years.

The Storage shelf's angled, child-height compartments invite children to sort and select toys; even babies can help themselves. The designated slot at the back holds two Sand and water table lids.

All items come fully assembled.
For ages 15 months–6 years.



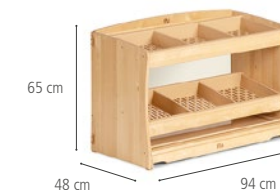
Small table, clear
A693
Height adjusts to 46, 54 or 61 cm



Small table, tan
A692
Height adjusts to 46, 54 or 61 cm



As children dig, pour, sift and scoop, imaginations expand and discovery begins.



Sand and water storage shelf
A698



Drip tray catches water or mess draining through grates, and removes for cleaning.



Lids slot neatly into designated space, upright and safely out of the way.



Mobile: Flip up the hidden wheels, roll...



...and flip down for a perfectly stationary unit.

Low sensory table (A691)



The Low sensory table comes with a lid.



10 cm deep pan holds anything from balls to natural materials.



Sturdy build lets babies pull up safely on the smooth rim.

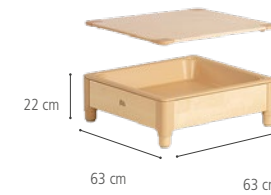
Low sensory table

ITERS 15: 7.2, 7.1, 5.1

Here's a place for the smallest ones to explore – just the right height for your little crawlers. This Low sensory table encourages communication and curiosity as well as both fine and gross motor skills. Lift pan out easily for emptying and cleaning.

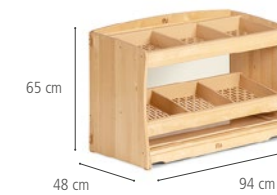
Stow accessories and loose parts in the child-accessible Storage shelf, where even babies can reach them.

All items come fully assembled.
For ages 9–15 months.



Low sensory table
A691

For ages 9–15 mo. Legs do not adjust.



Sand and water storage shelf
A698



The stable wooden frame invites babies to explore, and little feet fit under the pan!



Bring it down to baby level. The Low sensory table lets them discover new textures and explore sensory materials.



Sort, post and transport – toddlers can access the angled compartments on the storage shelf, and even little crawlers can rummage through the bottom bins.



Front view

Seven Quarter totes along the top encourage shopping around for craft items. Deep and Shallow totes provide plenty of space for larger items.



Eight green cups hold artists' tools.

Handy dowel keeps craft ribbon and tape tidy.



Help yourself trolley with clear totes (H571)

Back view

Paper slots are slanted so they can hold a wide range of sizes, up to A2. Note the wider, deeper slot for paper rolls or cardboard.

Sturdy locking castors ensure easy transport.

Five Half totes provide child-sized storage for craft items.

Help yourself trolley

ECERS 20:7.2, 7.1, 5.1 ITERS 17:7.2, 7.1

If you share classroom space with other programmes or simply don't have room for an art centre, consider this creative station on wheels. It can travel wherever it's needed, carrying everything young artists will use. With generous storage space and totes for every possible craft material, this trolley makes up for the three or four pieces of furniture you wish you had room for.

“ Having the freedom and independence to choose appeals to even the youngest of the children when creating their own masterpieces. Our art trolley with its many compartments enables us to provide a wide and varying range of materials to stimulate many ideas and projects. ”

Pookie Russell,
Pre-school Leader, Rose House Montessori Pre-school, London





Help yourself trolley with cream totes **H572**
Includes: 8 green cups, 7 quarter totes, 5 half totes, 3 cream shallow totes, 6 cream deep totes





Help yourself trolley with clear totes **H571**
Includes: 8 green cups, 7 quarter totes, 5 half totes, 3 clear shallow totes, 6 clear deep totes

Accessories

 Deep tote **F890**
15 cm high, base 23 x 29 cm
Choose tote colour ☐ ☐

 Four cream half totes **F981**

 Four cream quarter totes **F991**

 Five green cups **F971**

Tool corner
(H552)

Store scissors, paint brushes and other craft tools in the Tool corner.



Paper corner
(H551)

The Paper corner accommodates an enticing assortment of paper.

Craft counter top 3
(H553)

Display accessories in the small totes, and craft ribbon on the dowel. The wide slots hold cardboard or collage materials. Paper corner and Tool corner included.

Craft shelf 3
(H575)

Angled display lets children see what's in the totes as they browse for craft materials.



Flip up the hidden wheels to move the shelf.

Create an art zone

Design a protected art area into your classroom. Use Roomscapes posts to connect the Creative unit to panels or shelves. See pages 53–79









Art Storage

ECERS 20:7.3, 5.1 ITERS 7:7.2, 7.1

Organised and accessible storage is essential for an art area. These units allow you to display a wide variety of craft materials so children can browse, select and create all on their own.

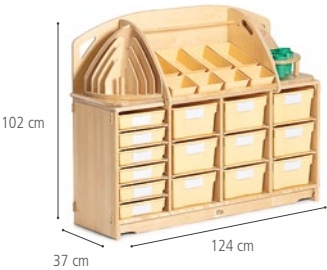
Creative units offer an easy-to-view angled display, while supply units provide more storage capacity. The Craft counter tops fit onto 37 cm deep shelves that are 94 or 124 cm long.

Accessories

- | | |
|---|---|
|  Medium carry crate G494
15 cm high, base 27 x 33 cm |  Deep tote F890
15 cm high, base 23 x 29 cm
Choose colour <input type="checkbox"/> <input type="checkbox"/> |
|  Small carry crate G492
15 cm high, base 21 x 27 cm |  Four cream half totes F981 |
|  Five green cups F971 |  Four cream quarter totes F991 |



Supply unit 3 with totes H577
Includes Craft counter top 3 H553, and Tote shelf 94 x 61 cm with totes F682
Choose tote colour ☐ ☐
Supply unit 3 with Carry crates H587
Includes Craft counter top 3 H553, and Tote shelf 94 x 61 cm with Carry crates F554



Supply unit 4 with totes H578
Includes Counter top 4 H554, and Tote shelf 124 x 61 cm with totes F684
Choose tote colour ☐ ☐
Supply unit 4 with Carry crates H588
Includes Counter top 4 H554, and Tote shelf 124 x 61 cm with Carry crates F567



Creative unit 3 with totes H573
Includes Craft counter top 3 H553, and Craft shelf 3 H575
Choose tote colour ☐ ☐
Creative unit 3 with Carry crates H583
Includes Craft counter top 3 H553, and Craft shelf 3 with Carry crates H585



Creative unit 4 with totes H574
Includes Counter top 4 H554, and Craft shelf 4 H576
Choose tote colour ☐ ☐
Creative unit 4 with Carry crates H584
Includes Counter top 4 H554, and Craft shelf 4 with Carry crates H586



Craft shelf 3 with totes H575
Includes 6 deep totes
Choose tote colour ☐ ☐
Craft shelf 3 with Carry crates H585
Includes 4 small and 3 medium Carry crates



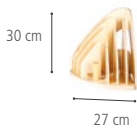
Craft shelf 4 with totes H576
Includes 8 deep totes
Choose tote colour ☐ ☐
Craft shelf 4 with Carry crates H586
Includes 5 small and 4 medium Carry crates



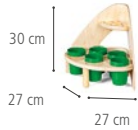
Craft counter top 3 H553
Includes Paper corner, Tool corner with 5 green cups, 2 quarter totes, 2 half totes



Craft counter top 4 H554
Includes Paper corner, Tool corner with 5 green cups, 4 quarter totes, 4 half totes



Paper corner H551



Tool corner H552
Includes 5 green cups

Low art island, 71 cm wide (H500)

Wooden handholds are a convenient place for hanging aprons and assist children who need extra support.



Adjustable shelf is convenient for paper storage or optional totes. Totes also fit between the A-frame whiteboards.

Flip the whiteboard over and it becomes a chalkboard. Children can attach their own paper on either side using the extra-strong magnets.

Paint trays catch the drips and remove easily for clean-up.



Up to roll. Down to stay.
Just flip up the wheels, roll it where you want, then flip them down for a perfectly stationary unit.



With quick-release latches, Art Islands instantly convert to Floor easels. Now the painting surface is accessible to toddlers!



Art islands and Floor easels

ECERS 2:7.2, 20:5.1
ITERS 2:5.4, 5.3; 17:7.2

Mobile and versatile: easel, magnetic whiteboard, and chalkboard in one. Here children can find room to express their creativity with paints, chalks or markers.

Floor easels are ideal for ages 1–3, as a toddler can reach to the top. Low art islands slightly raise the work surface for ages 2–5, while High art islands suit ages 5–8.

Accessories

- Shallow tote **F880**
8 cm high, base 24 x 31 cm
Choose colour ☐ ☐
- Deep tote **F890**
15 cm high, base 23 x 30 cm
Choose colour ☐ ☐

Extra set of 10 magnets
H540

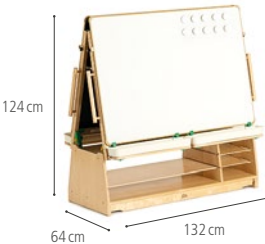
Replacement whiteboards available.



High art island, 132 cm wide
H530
For ages 5–8
Includes 2 white/chalkboards and 10 magnets




High art island, 71 cm wide
H515
For ages 5–8
Includes 2 white/chalkboards and 6 magnets



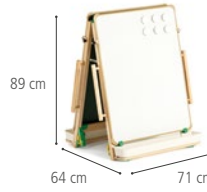
Low art island, 132 cm wide
H520
For ages 2–5
Includes 2 white/chalkboards and 10 magnets



Low art island, 71 cm wide
H500
For ages 2–5
Includes 2 white/chalkboards and 6 magnets



Floor easel, 132 cm wide
H525
For ages 1–3
Includes 2 white/chalkboards and 10 magnets



Floor easel, 71 cm wide
H505
For ages 1–3
Includes 2 white/chalkboards and 6 magnets

Multi-purpose easel (H820)

Use the whiteboard for painting and dry erase markers, or flip it over and use it as a chalkboard. Magnets work on both surfaces.



Hold paper at a convenient height with extra strong magnets. Children can do it themselves.

Tray snaps into place to hold art equipment and catch the paint drips. Remove it easily for clean-up.

Store or move the solid hardwood frame by simply folding it flat.



Position the white/chalkboards at convenient working heights by moving the tray brackets up or down.

Multi-purpose easel

ECERS 2: 7.2, 5.2, 5.1

Today it's a magnetic board for letters, shapes and number games. Tomorrow it's a dry erase marker board for young authors. At read-aloud time, it's a big bookstand, and during "free choice," a painting easel and display board for finished artwork. At the end of the day, it becomes a message board for parents or a presentation easel for staff meetings.

For ages 2 to adult

**Multi-purpose easel H820**

Includes 2 magnetic white/chalkboards for easel, set of 6 magnets

“I ordered this easel on Tuesday afternoon; by Wednesday lunch time it was already in use. Excellent service and a beautiful product, as usual.”

Maureen Leaver,
Adventure Tots Children's Nursery

Accessories

Extra set of 10 magnets
H540

**Big Book story time!**

Use magnetic letters or dry erase markers as additional teaching aids.



Your easel can also be a message board or hold a flip chart.

Drying rack, Peg tree & Tulip aprons

Drying rack (H560)

Removable racks allow you to adjust the spacing for bigger projects. Holds a maximum of 20 racks.

Removable tray catches paint drips and is easy to clean.



Peg tree (H559)



Up to roll. Down to stay.

Just flip up the wheels, roll it where you want, then flip them down for a perfectly stationary unit.



Durable, waterproof Tulip aprons come in three colour-coded sizes.



Eight pegs invite children to hang up their aprons independently.

Store children's freshly completed artwork on this mobile drying rack. There's space for paintings as well as 3D models – just re-arrange the wire racks accordingly.

Place the Peg tree anywhere in the art area, allowing children to hang up their own aprons. Our Tulip aprons slide on easily and fasten at the back with Velcro. They're quick to clean: simply wipe off paint and glue with a wet cloth.



Drying rack H560

Includes: 10 wire racks and 1 plastic tray

10 Extra wire racks H562



Peg tree H559



Racks are strong steel wire with a UV-resistant coating. Fits A2 paper.



Large Tulip apron H863

For a child 114–132 cm tall, approximately 5–7 years



Medium Tulip apron H862

For a child 97–114 cm tall, approximately 3–5 years



Small Tulip apron H861

For a child 81–97 cm tall, approximately 0–3 years

**Activity tray (D416) and
Activity tray-table (D414)**

Suitably sized for
collaborative play.



Switch seamlessly
between sensory activities
and academic tasks.

Table top has a
latch that clips on.

To adjust the table height,
just push the yellow ring down
and slide the leg in or out



Tray lifts out for easy cleaning,
and fits through standard door frames
so you can get to the sink!



Height-adjustable and accessible for all.
Remove the legs for a floor tray option,
or compact storage.



Ready for desk work? Securing the
table top over your loose parts keeps
everything neat and tidy.



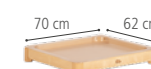
The table top fits neatly
into the Sand and water
storage shelf.

NEW Activity tray-tables

ECERS 1:7.2, 3:5.4, 34:7.2 **ITERS** 1:7.2, 3:5.3, 20:5.4

It looks like a classroom desk, but offers unparalleled functionality, including both sitting and standing collaborative play options. Children with SEND gain access to the complete curriculum, transitioning effortlessly between sensory play and desk-based activities. The sturdy table top clips on tightly, keeping loose parts contained. The inset tray is removable, giving more play options and an easy clean. This one-stop shop will accrue thousands of hours of inspired learning.

Trays are 4 cm deep.


**Activity floor tray
D411**

For ages 9–15 months


**Activity floor tray-table
D412**

For ages 9–15 months


**Activity tray,
medium adjustable D413**

For ages 15 months–5 years


**Activity tray-table,
medium adjustable D414**

For ages 15 months–5 years


**Activity tray,
high adjustable D416**

For ages 3 years and over


**Activity tray-table,
high adjustable D417**

For ages 3 years and over


**Sand and water storage shelf
A698**


This Activity tray-table is a multi-sensory curriculum resource that supports inclusion.

Accessories


Four adjustable legs **A594**
Choose medium or high



Activity tray-table top **D418**



Floor tray: 10 cm high.
For ages 9–15 months.



With medium adjustable legs: Height adjusts
from 43 to 63 cm. For ages 15 months–5 years.



With high adjustable legs: Height adjusts
from 56 to 79 cm. For ages 3 years and over.

Complete Workbench (H221)
and Tool set (H228)

To keep tools out of reach,
move the clear plastic cover from the
back to the front of the cabinet.



An array of materials in the Help yourself trolley will entice young inventors.



Working with wood supports children's developing STEAM skills.

Workbench



ECERS 2:7.2, 5.1; 19:5.3, 5.2; 26:5.4, 5.1

Children need to make things – and they crave real tools. Our sturdy, child-sized workbench provides a stable work platform just right for your young carpenters. This Workbench will inspire a new generation of inventors and artisans by enabling true hands-on learning.

For ages 3 to 6



Woodwork allows children to become the innovators, sculptors, engineers and architects of tomorrow. The experience of working with wood and tools leaves deep memories and becomes part of children's DNA.



Pete Moorhouse,
"Woodwork in the early years"


**Complete workbench
H221**

Includes Basic workbench, Tool cabinet, Workbench storage (Tool set not included)


**Basic workbench
H220**

Includes two vices (three mounting locations)


**Help yourself trolley with clear totes
H571**

Includes 8 green cups, 7 quarter totes, 5 half totes, 3 clear shallow totes, 6 clear deep totes


Tool set H228

Includes saw, hammer, file, 2 screwdrivers, 2 pairs of safety glasses. These are child-sized real tools. Adult supervision required.


**Workbench storage
H226**

Includes shelf and two Large carry crates


**Tool cabinet
H227**

Includes clear cover and 6 containers



Tool cabinet can be latched in various positions ... or just stored below for a clear work surface. Add an extra one to gain more storage space or to create individual work stations.

Blocks and trucks

Unit blocks

page 142



Mini unit blocks

page 147



Indoor hollow blocks

page 149



Mini hollow blocks

page 151



Trucks and aircraft

page 153



For outdoor blocks see page 9



Block family

Blocks are teachers, not just toys. Block play offers a vast range of experiences, enriching every area of the curriculum and supporting child development.

For over 100 years educators have been promoting the use of blocks in early childhood classrooms as a powerful learning tool. Because modular blocks are so versatile, they offer endless opportunities for a child's imagination to soar while discovering basic math and science principles, practicing problem-solving techniques and social skills, and building a solid foundation for future education.



Mini unit blocks p.147 Unit blocks p.142 Mini hollow blocks p.151 Hollow blocks p.149

Mathematically modular. All four sizes of blocks share the same modular proportions.

 **Video: The value of block play**
communityplaythings.co.uk/foundations



Mini unit blocks introduce toddlers to open-ended, constructive play on a scale that fits small hands.



Hollow blocks encourage cooperative play. Block play serves every area of learning and development.

Unit block sets

ECERS 22: 7.1, 7.2, 5.2; 4: 7.2
ITERS 19: 7.1; 15: 5.2



School set **G464**
720 blocks in 20 shapes
Our largest set for 18–20 children



Half school set **G462**
360 blocks in 20 shapes



Quarter school set **G461**
180 blocks in 20 shapes



Preschool set **G431**
149 blocks in 20 shapes.

Generous storage for G464



School set with storage A **G440**
Includes 3: Fixed shelf 124 x 61 cm F643

Space-saver storage for G464



School set with storage B **G442**
Includes 2: Fixed shelf 124 x 81 cm F645

Generous storage for G462



Half school set with storage A **G444**
Includes 2: Fixed shelf 124 x 61 cm F643

Space-saver storage for G462



Half school set with storage B **G446**
Includes Fixed shelf 124 x 81 cm F645

Generous storage for G461



Quarter school set with storage A **G448**
Includes Fixed shelf 124 x 61 cm F643

Space-saver storage for G461



Quarter school set with storage B **G458**
Includes Fixed shelf 94 x 61 cm F661

Generous storage for G431



Preschool set with shelf **G468**
Includes Fixed shelf 94 x 61 cm F661



Preschool set with trolleys **G478**

Unit block sets

ECERS 22: 7.2, 7.1, 5.2; 4: 7.2
ITERS 19: 7.1; 15: 5.2

Providing enough blocks, space and time is critical to the quality of children’s block play. These Unit block sets contain large numbers of the most useful and popular shapes.

For storage, low open shelves allow the blocks to be sorted by size and shape. Generous space helps children to classify and organize the blocks during clean up. More compact, space-saver storage options are available as well.

Each block set is shown with recommended storage options.

For ages 3 and older



Introductory set **F151**
92 blocks in 16 shapes. Just right for a family.



Introductory set with shelf **G456**
Includes Fixed shelf 94 x 61 cm F661



Introductory set with Block trolley **F153**



Supplementary set **G475**
57 blocks in 14 shapes.
Add this to the Introductory set to complete a Preschool set

Blocks included:	G464	G462	G461	G431	F151	G475
Units	204	102	51	43	25	18
Double units	152	76	38	20	15	5
Quadruple units	44	22	11	8	4	4
Half units	64	32	16	16	8	8
Pillars	32	16	8	8	8	0
Double pillars	16	8	4	4	2	2
Triangles	16	8	4	4	2	2
Small triangles	32	16	8	8	4	4
Ramps	32	16	8	6	4	2
Large cylinders	16	8	4	4	4	0
Small cylinders	16	8	4	4	4	0
Big building boards	16	8	4	4	0	4
Roof boards	16	8	4	4	4	0
Unit arches	8	4	2	2	2	0
Elliptical curves	8	4	2	2	0	2
Quarter circle arches	16	8	4	4	2	2
Quarter circles	16	8	4	4	2	2
Half roman arches	8	4	2	2	2	0
Intersections	4	2	1	1	0	1
Side roads	4	2	1	1	0	1
Total pieces	720	360	180	149	92	57

Accessories



Block trolley **A60**



Fixed shelf 124 x 81 cm **F645**



Fixed shelf 124 x 61 cm **F643**




Fixed shelf 94 x 61 cm **F661**

See p. 56 **More information on shelves**

Half school set
(G462)



Mathematically modular
The length of each block is twice the width, which is twice the thickness.



Gently rounded corners give the blocks an appealing, velvet-smooth feel.

Village vehicles are the perfect size for a Unit block highway.



Hands-on learning: Block play solidly supports emerging STEM skills.



Teamwork: Block play encourages the development of important language and social skills.

Unit blocks

ECERS 22: 7.2, 7.1, 5.2; 4: 7.2 ITERS 19: 7.1; 15: 5.2

Because of their great potential and versatility as a learning tool, Unit blocks should be standard equipment in all early years classrooms. These blocks are precisely crafted out of solid birch, ensuring decades of building, learning and fun. Dimensions of the Unit block are 140 mm x 70 mm x 35 mm.

To purchase individual shapes, see communityplaythings.co.uk/shapes

For ages 3 and older



Unit



Half unit



Double unit



Pillar



Double pillar



Quadruple unit



Unit arch



Half roman arch



Quarter circle



Ramp



Triangle



Small triangle



Intersection



Side road



Quarter circle arch



Elliptical curve



Large cylinder




Small cylinder



Big building board



Roof board



Engineering demands precision! Consistent quality is crucial: We make our blocks accurate to within 0.25 millimetres.



Natural wooden blocks fit comfortably into little hands.



Mini units share the same modular proportions as Unit blocks.

Single set (G481) and Deep tote (F890)



Mini unit blocks are great for tabletop play. Older children in your after-school provision will enjoy them too.



Add the finishing touch! Mini unit blocks are excellent used in conjunction with Unit blocks.

Mini unit blocks

ECERS 19: 5.1; 22: 7.1 ITERS 15: 5.1; 19: 7.1

Mini unit blocks are both delightful for a toddler’s small hands and ideal for school-age tabletop play. Children love the natural wood texture and enjoy building intricate structures with these precisely machined blocks.

Mini unit blocks are exactly half the size of our well-known Unit blocks. They are small but safe, meeting the European toy standards’ small-parts tests.

For ages 1 and older



Double set G482
182 blocks in 17 shapes.



Single set G481
91 blocks in 17 shapes.

Accessories



Deep tote F890
15 cm high, base 22 x 28 cm
Choose tote colour ☐ ☐



The Double set fills 2 Deep totes, loosely jumbled for easy clean-up.



The Single set fills a Deep tote, loosely jumbled for easy clean-up.



These large, easy-to-grasp blocks let children create their own child-sized play structures.

A child can easily get hold of the open sides of Hollow blocks.

Half Preschool set (B551)

Built to last
Solid birch construction will provide years of building and play.



Ready to roll: Add a fleet of Large trucks and create a Hollow block highway system. See page 153



Open-ended drama: Create your own life-sized role play setting with Hollow blocks.

Indoor hollow blocks

ECERS 8: 7.2, 5.1; 22: 7.3, 7.1 ITERS 16: 7.3; 5.3

Construction with Hollow blocks offers opportunity for cooperative, large-muscle building experiences that support all areas of learning. As children interact, they learn to communicate and solve problems.

Choose from the five sets below, and add any number of individual blocks to satisfy your young builders' requirements. The Hollow block trolley, sold separately, offers convenient, mobile storage.

For ages 3–8

Blocks included:	B652	B651	B552	B551	B501
Squares	28	14	16	8	5
Double squares	16	8	8	4	2
Half squares	16	8	8	4	2
Ramps	4	2	4	2	2
Short boards	8	4	8	4	4
Long boards	16	8	8	4	2
Total pieces	88	44	52	26	17
Storage (optional)	A45 (2)	A45	A45	A45	A45



School set B652
88 pieces in 6 shapes. Fits in two A45 Hollow block trolleys.



Preschool set B552
52 pieces in 6 shapes. Fits in one A45 Hollow block trolley.



Half school set B651
44 pieces in 6 shapes. Fits in one A45 Hollow block trolley.

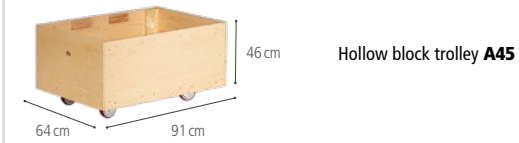


Half preschool set B551
26 pieces in 6 shapes. Fits in one A45 Hollow block trolley.



Introductory set B501
17 pieces in 6 shapes.

Accessories



Top-up set B020
Includes 2 Double squares, 3 Squares, 2 Half squares, 2 Long boards



Top-up set B060
Includes 2 Ramps, 2 Squares and 4 Short boards



Two half squares B620
14 x 14 x 28 cm



Double square B623
14 x 28 x 56 cm



Two short boards B624
10 x 56 cm x 14 mm thick



Square B621
14 x 28 x 28 cm



Ramp B622
14 x 28 x 56 cm



Two long boards B625
14 x 112 cm x 19 mm thick



Cleats hold the long boards firmly in place, allowing the trolley to carry larger sets of blocks.

Half nursery set (B405)
Block trolley (A60)



Open sides allow little hands to pick the blocks up easily. Weight and size are appropriate for toddlers.



Built to last
Solid birch construction and clear, durable finish ensure decades of heavy-duty play.



A vehicle for every road: Small trucks are the perfect size for this highway. See page 153.



Mini hollow blocks are modular with Unit blocks and Hollow blocks, so all sizes can be used together.

Mini hollow blocks

ECERS 8: 7.2, 5.1, 5.2; 22: 7.1, 7.3
ITERS 16: 7.3, 5.3

Just the right size and shape for little builders, Mini hollow blocks give toddlers their first taste of large muscle block play. Older children find them an exciting extension to Unit block play and perfect for adding detail to Hollow block constructions.

For ages 2 and older



Nursery set B410
38 pieces in 4 shapes. Fits in two A60 Block trolleys.



Half nursery set B405
19 pieces in 4 shapes. Fits in one A60 Block trolley.



Introductory set B402
7 pieces in 4 shapes.

Video: The value of block play
communityplaythings.co.uk/foundations

Blocks included:	B410	B405	B402
Mini squares	20	10	2
Mini doubles	8	4	2
Mini quads	6	3	1
Mini ramps	4	2	2
Total pieces	38	19	7
Storage (optional)	A60 (2)	A60	

Accessories



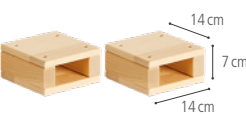
Block trolley A60



Mini quad B434



Two mini doubles B422



Two mini squares B430



Two mini ramps B423

This open trolley holds the Half nursery set of Mini hollow blocks. The tilted bed keeps everything in.



Pair Small trucks and Village vehicles with Unit or Hollow blocks and watch an entire metropolis emerge.



Safe

The Villagers easily pass the small parts test to prevent swallowing. The hole provides an airway for added safety.

Set of four big trucks (T114)



Complete fleet

Vehicles and trucks combine nicely, adding new possibilities to children's play.



The Coach has a cargo bay big enough for Village vehicles.

Vehicles and aircraft

ECERS 19: 5.1 **ITERS** 19: 7.2; 15: 7.2, 5.1

Make way for miles of active fun with our collection of on-the-go vehicles. All are made of durable hardwood with gently rounded edges for many hours of safe driving. The simple, uncluttered design encourages creativity and imagination.

Large trucks for ages 3–6

Village vehicles, small trucks and aircraft for ages 1–6



Set of four big trucks T114

Includes 8 Villagers



Set of five small trucks T70

Includes 5 Villagers



Fire engine T30

58 cm long
Includes ladder and 2 Villagers



Artic T15

69 cm long
Includes 2 Villagers



Flatbed T20

69 cm long
Includes 2 Villagers



Coach T28

58 cm long
Includes 2 Villagers



Four village vehicles D612

Includes 2 cars, 2 vans and 6 Villagers



Two village vehicles D611

Car 11 cm long, van 14 cm long
Includes 3 Villagers



Village vehicle D610

Includes Villager



Small fire truck T77

39 cm long
Includes Villager and 2 ladders



Small artic T73

34 cm long
Includes Villager



Helicopter T51

27 cm long
Includes Villager



Airplane T76

38 cm long
Includes 3 Villagers



Six villagers D613

7 cm high



Small flatbed T74

28 cm long
Includes Villager



Small dump truck T72

28 cm long with dumping bed
Includes Villager



Small tank truck T71

24 cm long
Includes Villager



The Artic has lots of room for real cargo. Drivers – put the lid on, close the tailgate, and start the engine!



Role play

Home corner furniture
page 157



Drama centres
page 163



Doll furniture
page 165



Soft seating
page 167



Play tables
page 169



Kitchenette (C525)

Round handholds on each unit are perfect for posting.



Safe
Units latch securely into place – no tools needed.



Bamboo backs on Sink, Cooker, Washing machine, and Low cabinet give a natural, homely feel.



Magnetic whiteboards on Fridge and Welsh dresser encourage mark making.



Learning and development

Babies love the posting holes, mirrors, doors that open, and dials that turn.



Adjustable height

Low units are just the right height for toddlers. Stack them on drawers for older children.



Easy for Staff

Tool-free latches and convenient handholds make reconfiguring your home corner set simple.

Home corner furniture

ECERS 24:5.3, 5.4 ITERS 20:5.2, 5.4

Just like home. With dials and taps that turn, doors that open, raised burners, and the natural warmth of wood, our home corner furniture creates a child-size world of work and play. Modular to each other and to Roomscapes shelving, you can arrange the units in any way you choose. The drawer unit can be used to raise any home corner unit for older children. Slip a kitchen bowl into the sink unit to add water.

For ages 1–6



Cooker and drawer
C513



Low cooker
C503



Sink and drawer
C512



Low sink
C502



Fridge **C505**
Includes deep tote and 4 magnets



Low cabinet
C501



Welsh dresser
C506
Includes shallow tote and 4 magnets



Washing machine
C504

Accessories



Extra set of 10 magnets **H540**



Arch **C510**
Use with 2 Welsh dressers



Drawer **C509**



Time for tea! Stacking stools make child-sized seating in the kitchen. See page 113.



Pinch-free,
self-closing hinges.



Home corner sets

ECERS 24:5.3, 5.4 ITERS 20:5.2, 5.4

Home is where the heart is. This area holds a timeless charm that will enchant little home-bodies, and its significance cannot be overstated. It need not be a corner – create a shared space anywhere in your room where children can gather, share thoughts, express feelings, and belong.

Choose from our preconfigured sets for an easy way to start. These modular units allow for arranging, changing, and adding to your collection over time.



Create a kitchen island. Place three Home corner units against a D372 MultiTable to encourage collaboration and create opportunities for enriched language. For older children, extend the table legs and stack the Home corner units on drawers.



Complete home corner

C555

For ages 3–5.

Everything including the kitchen sink! Make your home corner the family hub, with a kitchen living room style layout.

Enjoy puppet theatre entertainment and popcorn while the washing gets done on the side.



Washing Machine C504

Low cooker C503

Low Sink C502

Low Cabinet C501

Fridge C505

2 Welsh dressers C506

Arch C510

8 Drawers C509



Country kitchen

C535

For ages 3–5.

The heart of the home is where everyone can pitch in and help out. Little ones search the cupboards for a favourite mug, load the washing machine, or defrost the veg while chatting and laughing about the day. It's the perfect place to share exciting announcements and spill secrets.



Low sink C502

Low cooker C503

Washing machine C504

4 Drawers C509

Fridge C505

2 Welsh dressers C506



Sussex kitchen

C537

For ages 2–5.
This popular combination of home corner favourites provides many role play opportunities. A shop on High street one day becomes a science laboratory the next, but there's always lots of work getting done. For older children, purchase two additional drawers to raise sink and cooker height.



Kitchenette

C525

For ages 2–5.
Cook a five star meal in a mini-kitchen. The two drawer units in this compact kitchen make it adaptable for a wide range of children.



Toddler collection

C530

For ages 1–3.
Create a space your toddlers love exploring, with turning dials, shiny mirrors and posting holes. Pinch-free and sturdy, this child-friendly area is a worry-free world of discovery.



Starter home corner

C538

For ages 1–3.
Starting with the basic items allows room to grow your collection in the future. (Studio flats are eco-friendly, and you're less likely to forget to turn off the stove burner!)

Drama centre (C700)
and **Peg tree (H559)**



Hook spots hold the Flowie in place.

The peg tree collects hats, scarves and necklaces.

Compact dress-up unit (C715)



Done for the day, or just ready for a change of scenery? Flip up the trim, roll to a new location, and flip it down to lock in place.



The dress-up box is a cosy space to climb into, and even the youngest toddlers can help at clean-up time.

Drama centres

ECERS 24:5.4 ITERS 2:7.3, 5.3; 20:5.3

Role play, dramatic play, imaginative play – everyone agrees it's essential. It starts with a dress-up unit with lots of storage space. Click the arches into place, toss a Flowie over them, and you have an instant stage or cosy space. Made of transparent netting, the Flowie will give children a sense of being in their own world while you can still supervise.

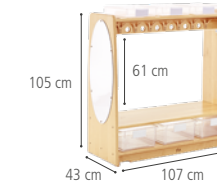
The compact drama centre saves on space and serves younger children. Instead of trays for storage, we provided a dress-up box.

Accessories

- Flowie, Sage **C707**
218 cm x 310 cm
- Flowie, Sky **C708**
218 cm x 310 cm
- Flowie, Sand **C709**
218 cm x 310 cm



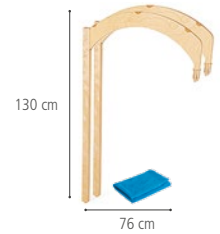
Drama centre C700
Choose Flowie colour
Includes Dress-up unit, Arches kit and Flowie



Dress-up unit C705
Includes 3 deep clear trays and 3 shallow clear totes



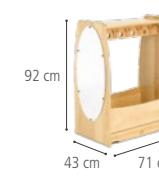
Peg tree H559



Drama centre arches kit C706
Choose Flowie colour
Includes 2 arches and a Flowie



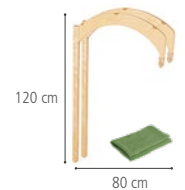
Compact drama centre C710
Choose Flowie colour
Includes Compact dress-up unit, Compact arches kit and Flowie



Compact dress-up unit C715



Theatre set C945
Choose colour
Includes Compact drama centre and Small corner stage set



Compact drama centre arches kit C716
Choose Flowie colour
Includes 2 arches and a Flowie



See p.201 **Stage sets**

Child's rocker (J940)

The home corner can be busy, so give your children a place to relax.



Doll cradle (C140)

The cradle can comfortably hold a small child with a soft toy.



Doll bed (C110)

Stack up two to make a cosy bunk for sleepy dolls.



Pushcart (D120)



Carefully designed to resist tipping, the Pushcart is perfect for one-year-olds taking their first steps.



Doll furniture

ECERS 24:5.3 ITERS 20:7.2, 5.4

Doll furniture supports children's love of dramatic and social play. This open-ended equipment is solidly constructed and provides rich opportunities to re-enact the events of daily life.

For ages 2–6



Home corner set

C138

Includes Pushcart, rocker, doll high chair and bed



Playsize set of three

C145

Includes rocker, cradle and doll high chair



Pushcart D120



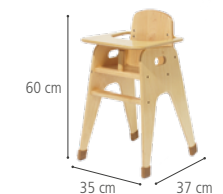
Doll cradle C140



Doll bed C110



Child's rocker J940



Doll high chair D130



Children can easily lift and carry the Doll high chair, using the side handholds.



Child's sofa
(J651)



Child's armchair
(J640)



Impermeable cushions can be cleaned with soap and water. Stains are easily removed.



Highly durable, puncture-resistant cushions allow for years of daily use.



An armchair creates an inviting space that provides quiet, security and the feel of home: time-out during a busy day.



Where would you go with a good book? The child's sofa adds a welcoming touch and invites curling up for a good read.

Child's sofa and armchair

ECERS 3:7.1

Perfect for the book corner and role play areas, this soft seating will bring a touch of home to your setting. Children love this furniture which is just their size. With a 39 cm seat depth, these seats are comfortable for adults too.

Upholstery is tough, waterproof and easily cleaned.



Child's sofa, beige
J650



Child's sofa, blue
J651



Child's armchair, beige
J640



Child's armchair, blue
J641



There's plenty of room on this sofa – and since it's sized perfectly for children, everyone gets a good view at story time.



Round Play table set (C233)

Clear, child-safe finish brings out the beauty of the solid wood.



The home-like touch
Smoothly rounded edges and solid 3 cm birch top.

Wobble-free solid hardwood legs at the outermost edge of the table make it exceptionally steady.



Round play table 53 cm high (C231)



Square play table 40 cm high (C221)



Rectangular play table 30 cm high (C241)

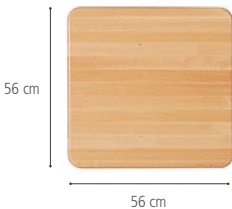
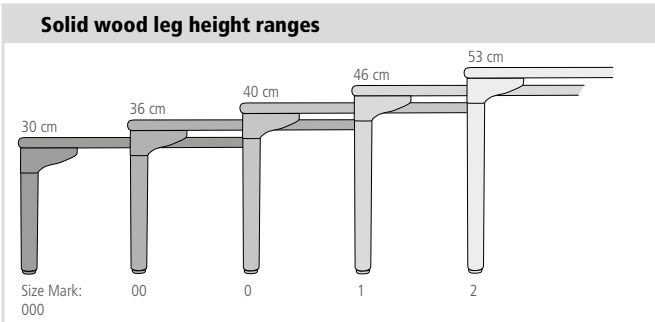
Play tables

ECERS 2:5.1, 5.2 ITERS 2:7.2, 5.2

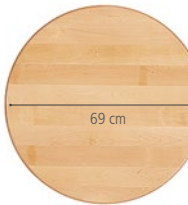
As the centrepiece of the home corner, Play tables invite children in for a cup of tea or a royal banquet.

Order a table and chair set, or make your own using the age-appropriate chair and table heights on page 101 as a guide.


Because these tables have solid wood tops they are not recommended for real meals or wet/messy activities.



Square Play table C221
Includes 4 legs
Choose 30, 36, 40, 46 or 53 cm table height



Round Play table C231
Includes 4 legs
Choose 30, 36, 40, 46 or 53 cm table height



Rectangular Play table C241
Includes 4 legs
Choose 30, 36, 40, 46 or 53 cm table height



Square Play table set
Includes Table and 2 Woodcrest chairs
Table 53 cm and chairs 31 cm **C224**
Table 46 cm and chairs 26 cm **C223**
Table 40 cm and chairs 21 cm **C222**



Round Play table set
Includes Table and 2 Woodcrest chairs
Table 53 cm and chairs 31 cm **C234**
Table 46 cm and chairs 26 cm **C233**
Table 40 cm and chairs 21 cm **C232**



Rectangular Play table set
Includes Table and 4 Woodcrest chairs
Table 53 cm and chairs 31 cm **C244**
Table 46 cm and chairs 26 cm **C243**
Table 40 cm and chairs 21 cm **C242**



See p. 113 **Stacking stools**



Active play

PlayFrame
page 173



Push me-pull me
page 177



Kiddie cars
page 177



Grand PlayFrame (V885)



All adjustments are tool-free.

Lightweight:
Change the configuration to vary children's play.

Attach a ladder, slide or bridge at any level.



Children's play is very physical, involving lots of action and testing of their abilities. It's thrilling for a child to realise "Yes, I can do this!"



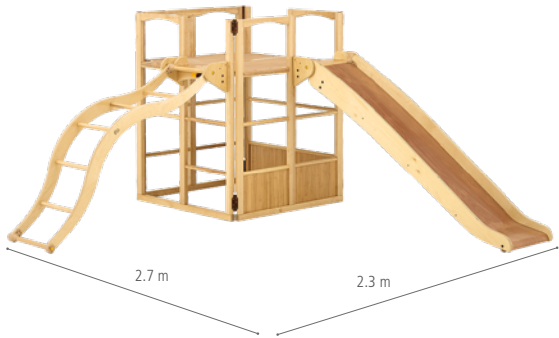
The PlayFrame allows staff to gradually raise the level of challenge as children's skills and confidence grow.

PlayFrame



ECERS 8: 7.1, 7.2, 5.2; 24: 7.3;

Children learn best through movement and play. Play builds social skills such as negotiating, discussing plans and sharing resources. The PlayFrame supports a wide variety of active and imaginative play, and provides a fun and developmentally appropriate space for preschool children to develop gross motor skills. The PlayFrame's versatility means children never tire of it, as with a fixed structure.



Bridge PlayFrame V875
Includes square, bridge, slide, 2 perches and 2 platforms

Soft surfacing required. Use Set of 8 mats V808. Other surfaces such as rubber safety surfacing may comply.



Grand PlayFrame V885
Includes 2 squares, bridge, ladder, slide, 4 perches and 4 platforms

Soft surfacing required. Use Set of 14 mats V814. Other surfaces such as rubber safety surfacing may comply.


Important

Soft surfacing required
Use our mats to comply with EN 1177 Playground surfacing requirements (1.5 metre fall height). Other surfaces such as rubber safety surfacing may comply.

Dimensions

Height	1.3 m
Square base	1 m x 1 m
Ladder extends	0.7 m
Slide extends	1.7 m
Bridge spans	1.7 m

Accessories



Set of 8 mats **V808**
For Bridge PlayFrame
Set of 14 mats **V814**
For Grand PlayFrame



PlayFrame strap **V845**
Mount strap to the wall for storing collapsed PlayFrame.



Classic PlayFrame (V865)



Connectors are childproof, but teachers can easily take the PlayFrame apart.



All adjustments are tool-free.



Adjust platforms to respond to children's abilities and imaginations.




In real life a child may feel vulnerable but in play she's big and strong, driving trucks and putting out fires!

PlayFrame



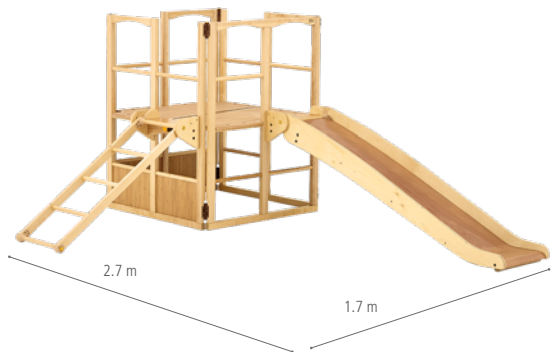
ECERS 8: 7.1, 7.2, 5.2; 24:7.3

Ladders and slides can be attached at any level to provide age-appropriate risk. Climbing ladders at low angles requires different skills from climbing steep ladders. Children's development can be documented as they learn to manage the challenge of using ladders at varying heights. Platforms can be easily reconfigured for new play opportunities.



Starter PlayFrame V860
Includes square, ladder, perch and 2 platforms

Soft surfacing required. Use Set of 6 mats V806. Other surfaces such as rubber safety surfacing may comply.



Classic PlayFrame V865
Includes square, ladder, slide, 2 perches and 2 platforms

Soft surfacing required. Use Set of 8 mats V808. Other surfaces such as rubber safety surfacing may comply.

Important


Soft surfacing required

Use our mats to comply with EN 1177 Playground surfacing requirements (1.5 metre fall height). Other surfaces such as rubber safety surfacing may comply.

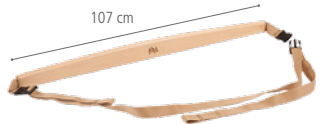
Dimensions

Height	1.3 m
Square base	1 m x 1 m
Ladder extends	0.7 m
Slide extends	1.7 m

Accessories



Set of 6 mats **V806**
For Starter PlayFrame
Set of 8 mats **V808**
For Classic PlayFrame



PlayFrame strap **V845**
Mount strap to the wall for storing collapsed Playframe.



Kiddie car (T12)

Oversteer protection prevents sudden spills and keeps young drivers on the right path.



These soft plastic tyres roll easily on carpet, tile or any other "road" surface.

Riding toys


ECERS 8: 7.2, 5.2 ITERS 16: 7.3, 5.5

Kiddie cars

If your children aren't big enough for tricycles they can learn to steer on Kiddie cars, exercising large muscles and developing coordination. Store indoors.



Kiddie car T12
For ages 3–5



Low kiddie car T17
For ages 1–3



Push me-pull me (Set of three) (P60)




A steel-reinforced hardwood hitch pin links the cars together quickly and easily.

Toddler teamwork!
Hitch up a train to encourage cooperative play.

Push me-pull me

Toddlers are constantly on the go and here's a perfect vehicle for their travels. The Push me-pull me can be used as a single car or hitched together to make a train.

For ages 2 to 3



Push me-pull me (Single) P61
Push me-pull me (Set of three) P60
Seat height 23 cm



Outlast
See p. 7



Outlast for toddlers
See p. 31



Trikes & scooters
See p. 37



Hollow blocks
See p. 149

Coracle
page 181



Cots
page 183



Rest mat
page 185



Dream Coracle (G961)
with Coracle sheet (G966)



No more lifting. Older babies climb in by themselves.

The formed-beech shape makes cleaning easy.

Fitted jersey knit sheets with elastic edging hug the mattress and are easily removed for washing.



Make a safe, calm space where babies can curl up and relax.



The Dream Coracle spares carers' backs as they need not lift or bend, but can interact comfortably on the child's level. Photo: Robertsbridge Children's Services

Dream Coracle



ITERS 8: 7.1, 5.1; 2: 7.1, 5.1, 5.3

The Dream Coracle provides an inviting sleep space or cosy retreat. Its low edge allows the child to climb in and out independently, and its high edge provides a feeling of security. Weighing under 6 kg, Coracles are easy to lift, and our thoughtful design keeps sheets clean when units are stacked. Sheets and blankets are machine washable.

For ages 6–20 months



Dream Coracle G961
Includes mattress with cleanable cover
Outside dimensions: 97 x 55 cm
Inside dimensions: 87 x 45 cm

“Coracles enable our children to be more independent, thus we are better able to respond to their needs. Children’s contentment has improved and staff can spend more time supporting play and development.”

Deborah Barton
Nursery Owner, Horn End Nurseries Ltd.

Accessories



Blanket S16
93 x 122 cm



Coracle sheet G966
100% organic Supima cotton



Save precious floor space:
Dream Coracles stack securely.

BackSafe Cot (G257)



BackSafe design
Telescoping dowels “shrink” the side by 15 cm. One hand is all it takes to release the childproof latch.

Fitted sheets with elastic edging hug the mattress and remove easily for washing.



All-natural coconut fibre mattress passes flammability standards yet is free of chemical flame retardants.



Compact storage
Cots can be easily assembled or disassembled without any tools.

Adjustable mattress height: Whether you have newborns or older babies, the same cot will adjust to three heights using a simple childproof latch.



Distance from the top of the mattress to the top of the cot railing
High 23 cm Medium 38 cm Low 56 cm

Cots

ITERS 2: 7.1

Clear plastic ends enable supervision and allow cots to be placed end-to-end without compromising hygiene. The cot can safely accommodate newborns or older babies. No tools are needed to change mattress height. Practitioners love the BackSafe cot with its unique telescoping dowels, lowering the side to reduce extra bending and lifting.



Community cot G112
Mattress included



BackSafe cot G257
Mattress included



Beautiful, natural wood tones help create a peaceful environment for babies.

Evacuation cots

An Evacuation cot gets your children out of the room fast. The tough locking castors easily navigate thresholds. The Evacuation cot mattress is not height-adjustable.



Evacuation cot G25E
Mattress included
Distance from the top of the mattress to the top of the cot railing is 56 cm.



BackSafe evacuation cot G258
Mattress included

Accessories



Blanket S16
93 x 122 cm



Cot sheet G14
100% organic cotton



Replacement mattress G11
61 x 96 x 8 cm
Fits Community Playthings cots only

Rest mat (M62) with Rest mat sheet (G19) and Blanket (S16)



Fitted sheet is cotton knit with elastic all around; it stays snugly in place.



Heat-sealed folds are totally waterproof.



The brown and green colour of the Rest mat helps you remember which side touches the floor. Fold the clean side in for storage.




No cracking! These mats have a 15-year warranty.

Rest mat and Stacker

ECERS 2: 7.1 ITERS 2: 7.1

Rest mats provide safe comfort for children and convenience for teachers. The brown and green colouring helps you remember which side touches the floor. Lightweight, durable, and easy to clean, they fold to store on our Rest mat stacker or Roomscapes shelving.



Rest mat **M62**
2.5 cm thick
Folds to 30 x 55 x 11 cm



Rest mat stacker with 10 Rest mats **M670**
Includes 10 Rest mats



Adjustable shelf 124 x 81 cm **F642**
Holds 12 Rest mats
Comes with 2 adjustable shelves



Adjustable shelf 63 x 81 cm **F622**
Holds six Rest mats
Comes with two adjustable shelves



Adjustable shelf 63 x 61 cm **F621**
Holds four Rest mats
Comes with one adjustable shelf



Accessories



Blanket **S16**
93 x 122 cm



Rest mat sheet **G19**
100% cotton



Rest mats can be stored on Roomscapes shelves or on the Rest mat stacker. Tilt the stacker back to wheel to a new location.

Babies and toddlers

Nursery gyms
page 189



ToddleBoxes
page 201



Changing tables
page 203



Chairs
page 205





The palace (G865)

Removable carpet comes off for easier cleaning.

Tool-free assembly
You can build or reconfigure your Nursery gym without any tools. It's easy to move panels around to suit your needs.



Every slide comes with a gate.



Additional gates can close off the ramp or stairs.

Nursery gyms

ITERS 16: 7.3, 5.3


Nursery gyms are a fun zone for toddlers, scrambling, crawling and cruising from one activity to the next. The interchangeable panels offer stimulating visual and tactile experiences. Carpeted platforms, safety railings and removable gates create a safe environment for active play.


Choose the set and configuration that best fits your space. All Nursery gyms are assembled with modular parts and a tool-free connecting system.

For ages 6 to 36 months.
Use only under direct adult supervision.

Dimensions (cm)	
Height (with tower)	196
Platform height	38
Railing height (from platform)	65
Platform unit	58 x 58
Steps extend	72
Slide extends	112
Ramp extends	112

Accessories

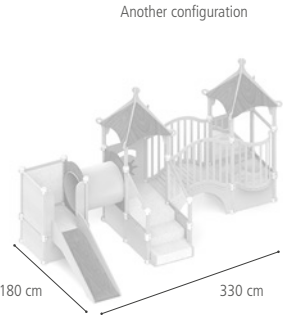
- 

Ramp gate G888
Closes off the top of ramp
- 

Stair gate G895
Closes off the bottom of stairs



230 x 250 cm



The palace

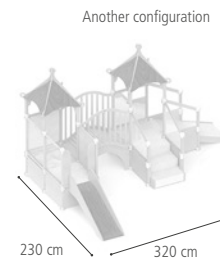
G865

Includes Slide gate

Our largest set provides everything from exercise to role play and caters for children of many ages.



380 x 180 cm



Tower bridge

G847

Includes Slide gate

With its two turrets, the Tower bridge will bring an impressive touch to your setting.



380 x 180 cm



Tower bridge with balcony

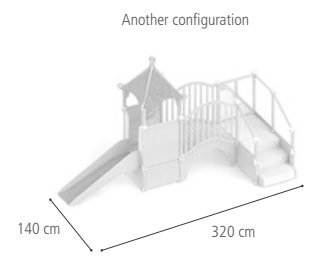
G848

Includes Slide gate

The addition of a balcony and steering wheel provides even more opportunity for fun and imagination.



210 x 180 cm



Knightsbridge

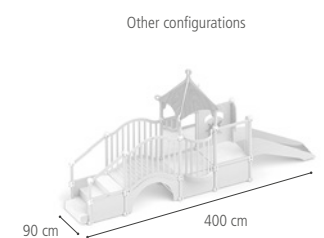
G837

Includes Slide gate

Climb up, over and down. Don't miss the two mirrors under the bridge!



300 x 180 cm

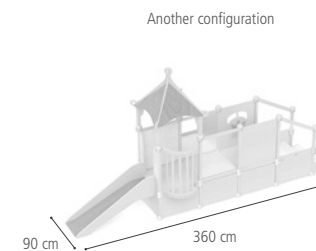


Knightsbridge with balcony

G838

Includes Slide gate

Add the balcony and steering wheel to the Knightsbridge, and this beautiful gym can become a ship complete with upper decks.

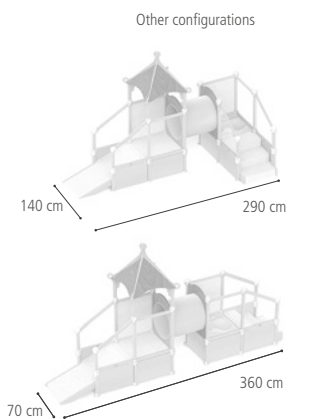


Windsor castle

G846

Includes Slide gate

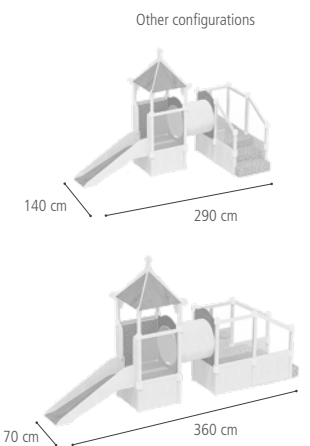
Step out onto the balcony and wave to the crowds from this castle fit for royalty.



Gnome home with ramp

G858

Add the 'wow factor' to your nursery with this creative gym. Even toddlers still learning to walk can navigate the carpeted ramp. For a budget version without the tower, see the 'Mole hole' gyms on page 194.



Gnome home with slide

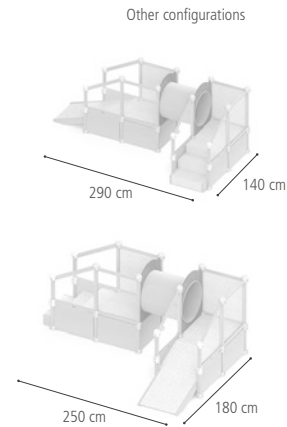
G857

Includes Slide gate

Here's a compact version of the Palace, and a perfect home for little people. This option with a slide benefits children needing movement and risk opportunities.



180 x 180 cm



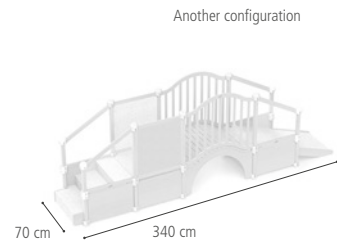
Mole hole with ramp

G856

Tunnels are for crawling through – but children can crawl under this one too. See the 'Gnome home' gyms on page 193 for an added touch of elegance to these configurations.



260 x 140 cm



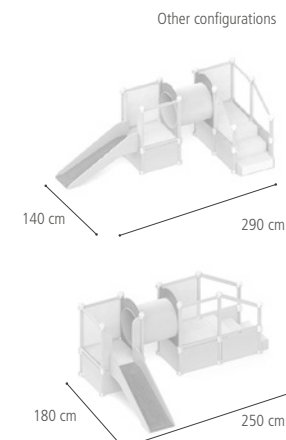
Billy goat's bridge with ramp

G836

The arched bridge is an adventure in itself. Even your youngest ones will manage to crawl up the ramp, and the view from the top makes little people feel really big!



180 x 180 cm



Mole hole with slide

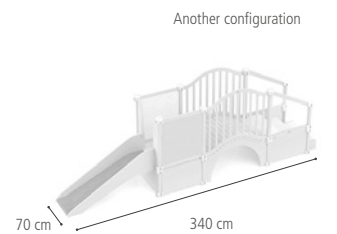
G855

Includes Slide gate

Through the tunnel and down...to find your reflection in one of the mirrors! The slide caters to older children ready for more action and challenge.



220 x 180 cm



Billy goat's bridge with slide

G835

Includes Slide gate

This gym exchanges the ramp for a slide – perfect for your older toddlers.



290 x 140 cm

Sand dune

G826

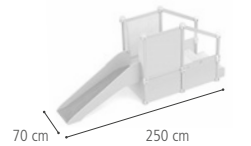
Includes Slide gate

Ramp, stairs or slide – the Sand dune includes all three, so take your pick! Variety in miniature, this gym offers a slide for go-getters craving more action, while still providing appropriate play opportunity for less mobile babies.



180 x 140 cm

Another configuration



Climb and slide

G815

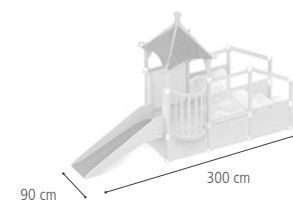
Includes Slide gate

This set is perfect if your children are ready for the challenge and excitement of a slide.



190 x 180 cm

Another configuration



Rapunzel's tower

G828

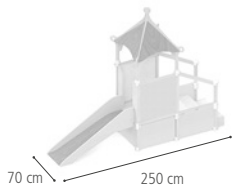
Includes Slide gate

A little tower for tots, with a cosy roofed space, and a balcony. For your youngest crawlers, consider the options with a ramp on page 198.



180 x 140 cm

Another configuration



Climb and slide with roof

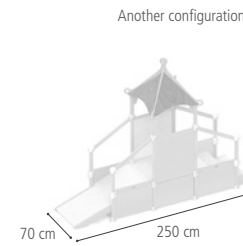
G816

Includes Slide gate

The decorative roof adds a magical touch to the Climb and slide gym.



180 x 140 cm



Up and over with roof

G807

Is your room tight on space? With a ramp for babies, this gym fits beautifully in a small room. For space-saver options featuring a slide for more active children, see the 'Climb and slide' gyms on page 197.



190 x 70 cm

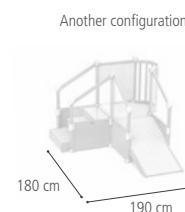
Climb and crawl

G805

Our smallest set welcomes babies just learning to navigate stairs and ramps.



250 x 90 cm



Up and over

G808

Here's another compact gym, this time with an elevated viewing platform – a new perspective that intrigues babies!



Exmoor (C993)



ToddleBox connectors ensure security, stability, and easy reconfiguration.



Smooth, rounded handholds aid in easy reconfiguration.



Give interest and texture to flat floor space with a ToddleBox stage set. The added dimension of a raised surface opens up more possibilities for toddlers' play.




Children learn by moving. Repeated motions like climbing in and out of ToddleBoxes are opportunities to develop problem-solving and refine motor skills.

ToddleBoxes

ITERS 16: 7.3, 5.3, 5.4; 30: 7.2, 5.1, 5.3


Toddlers are constantly on the move. Create age-appropriate challenges for your energetic explorers that help them develop important muscles and gross motor skills. Modular units let you select exactly what you want to fit your space, needs and budget. Start with a small configuration, and add to it over time.



Large corner stage set C985
Includes Large curve, Small curve, 2 Rectangles, Square, 2 Ramps, 7 Connectors



Small corner stage set C965
Includes Large curve, Small curve, Rectangle, Ramp, 4 Connectors



Toddler mountain C994
Includes 2 Hills, 4 Ramps, 6 Connectors



Exmoor C993
Includes Rectangle, Hill, Valley, Steering wheel, Square, Small curve, Large curve, Ramp, 8 Connectors



Weymouth harbour C992
Includes Large curve, Hill, 2 Ramps, 4 Connectors



High and over C991
Includes Hill, Valley, Small curve, Ramp, Square, Steering wheel, 6 Connectors



Pocket park C990
Includes Square, Rectangle, Ramp, Steering wheel, 4 Connectors



Dodgem C950
Includes Rectangle, Steering wheel, 2 Connectors



ToddleBoxes are versatile and modular, so staff can create playscapes that invite movement.



Rectangle C913
69 x 35 cm



Square C912
35 x 35 cm



Large curve C917
69 x 69 cm



Small curve C916
35 x 35 cm



Hill C923
69 x 35 cm



Ramp C914
35 x 35 cm



Valley C924
69 x 35 cm



Steering wheel C918
21 x 31 cm



Wall-mounted shelf (G28)
Changing table with steps (G268)
and Extra storage (G269)



Movable dividers and label holders help organise children's personal items.

The built-in roll dispenser holds paper towels or plastic bags.

Durable padded pan is seamless for easy cleaning.

Accessory mirror (G282)



The small mirror can attach to the underside of the shelf.

Generous storage space behind wood panelled doors with pinch-free hinges.



Flip up hidden wheels to move changing table.



Doors can be locked to provide child-proof storage. Open with key provided, or similar flat object.

Changing tables

ITERS 2: 7.1; 9: 5.3

Each moment of caring for a child is a potential learning opportunity. Every day, individualised routines such as nappy changing offer valuable chances for teacher-child interaction. A well-organised, safe, and sanitary changing station makes the experience relaxed and comfortable for both child and caregiver.

Our Changing table and Wall-mounted shelf put everything you need within reach. Retractable steps and easy-to-clean surfaces provide maximum staff support.



Changing table with steps G268

Includes one shelf
Pan depth: 15 cm
Stairs extend 39 cm



Changing table G248

Includes two shelves
Pan depth: 15 cm



Wall-mounted shelf G28

Includes 8 self-adhesive label holders and labels
Mounting hardware not included
Weighs 21 kg



Save your back. With thoughtfully designed equipment, nappy changing is a comfortable and happy process for everyone.

Accessories



Extra storage for Changing table with steps G269
Includes 2 additional shelves and 8 deep clear trays



Two additional shelves, wide G245



Accessory mirror G282
For Wall-mounted shelf



Optional child-size steps automatically retract when you take your foot off the floor pad, making them out-of-bounds for little explorers.

20 cm Mealtime chair with tray (J443)



Belt with secure clip removes easily for washing.

Wide legs provide stability and allow stacking. Soft, non-slip chair tips keep noise down.

25 cm Childshape chair (J410)



Armrests provide extra support.

Safe and easy to clean, with rounded edges and corners.



The Mealtime chair's low and sturdy construction allows a toddler to climb right in. (The Teacher low chair brings you down to the children's level. See p. 111)



Childshape chairs provide supportive, comfortable seating to help children focus on the task at hand.

Feeding chairs

ECERS 2: 7.1, 5.3, 5.2, 5.1
ITERS 2: 7.2, 5.2

The Mealtime chair has a post and seatbelt to prevent the child from sliding out. As the child grows and masters new skills, you can store the tray and use the Mealtime chair right at the table. Chairs can stack when not in use.

Childshape chairs have no post or strap. They encourage healthy posture because the child's back is supported, and feet are flat on the floor. When not needed, Childshape chairs stack neatly.



Trays are dishwasher safe, removable, and fit both sizes of Mealtime chairs.



20 cm Mealtime chair with tray **J443**
For ages 6 to 24 months



25 cm Mealtime chair with tray **J423**
For ages 12 to 24 months



20 cm Mealtime chair **J444**
For ages 6 to 24 months



25 cm Mealtime chair **J424**
For ages 12 to 24 months



20 cm Childshape chair **J408**
For ages 1½ to 3 years



25 cm Childshape chair **J410**
For ages 2 to 4 years

Dimensions (cm)	20 cm chair	25 cm chair
Seat height	20	25
Seat width	28	28
Seat depth	24	24
Armrest height	33	37
Recommended table height	40	46

Accessories



Replacement tray **J425**
Fits only current model Mealtime chairs

See p.109 Classroom chair options



Me-do-it chair 13 cm (J505)



The handholds let toddlers and carers carry this well-proportioned chair.

All corners are heavily rounded for safety.

Round play table (C231)
30 cm table height

The sides are birch plywood and shaped for stacking. The wide leg base prevents tipping.

The seat and back are hardwood. The gap between them makes cleaning easy.

Stack 'em up!
Both sizes stack together. Safety buttons keep the tower stable.



Me-do-it chairs

ITERS 2: 7.2, 5.3

Here is a chair the littlest children will adopt as their own. They can get in and out, and carry and push it all by themselves. The Me-do-it chair is designed specially for short legs and wide bottoms. Accommodates the knee-first-then-turn ritual typical of beginning sitters.



Me-do-it chair 13 cm **J505**
For ages 6 to 18 months



Me-do-it chair 17 cm **J506**
For ages 12 to 27 months



Me do it! These chairs live up to their name, supporting children's need for independence.

Dimensions (cm)	13 cm chair	17 cm chair
Seat height	13	17
Seat width	28	28
Seat depth	17	17
Recommended table height	30	36



See p.169 **Play tables:** Role play tables with solid birch tops

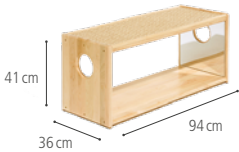


See p.106 **MultiTables:** Lightweight, adjustable classroom tables

Baby shelf

ITERS 2: 5.3

Designed especially for babies learning to walk, the Baby shelf's solid wood construction provides stability for cruising children and sturdy seating for their carers. Mirrors and peepholes in the end panels invite play and discovery. Placed on its side, the Baby shelf becomes a boat any child is delighted to play in.



Baby shelf **F611**



Easy grip lip surrounds the top, giving a handhold for babies and preventing toys from rolling off.

Carpeted top surface is soft on baby's hands.

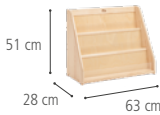
End mirrors with holes are for peeking through.

Toddler book display

ITERS 14: 7.1, 5.2

It's never too early to instil a love of books in children. With its clear front panels and low design, the Toddler book display is perfect for your littlest readers. Join two shelves back-to-back for a sturdy literacy island. It's quick and easy with the built-in connectors on the back of each unit. No tools needed.

For ages 12 to 36 months



Toddler book display **F381**



Set of two toddler book displays **F380**

Books are fully visible through the clear front panels.

Heavily-rounded edges make a perfect handhold for wobbly walkers.

Set of two toddler book displays (F380)



Toddler book display (F381)

Browser box

ITERS 2:5.3, 14: 7.1

Books, toys or teddy bears – any or all of these fit together in the Browser box. Your littlest ones hold on safely as they cruise around the perimeter, supported by the dowel handholds and the wide base. At clean-up time, even babies try to put toys away in the bins.



Browser box **F778**
Includes 2 Book ends



Small browser box **F770**
Includes Book end



Adjust the size of the bins by pushing the dividers along.

Smooth hardwood ends provide handholds for carers (or peepholes for babies).

The space-saving Small browser box offers the same play value with a smaller footprint.



Pushcart

ITERS 16: 7.3

Your children's imaginations will turn this Pushcart into a tractor, pram or lawn mower. One-year-olds can pull to a stand without tipping it, and it will withstand years of intense and varied play.

For ages 1 to 5



Pushcart **D120**





Notes.

Safe for the earth

Our environmental commitment is as solid as our furniture. From product design to manufacturing and delivering your order, we're always on the lookout for the greenest way.



Stewardship of resources

Our furniture is made with wood from well-managed, FSC® certified forests and other controlled sources. The Forest Stewardship Council® (FSC) is an independent non-profit organisation promoting environmentally appropriate and socially beneficial management of the world's forests.

Clean air outdoors We take measures to safeguard the environment for the benefit of present and future generations. We are certified to ISO 14001, a standard that helps organisations continually improve environmental performance through more efficient use of resources, reduction of waste, and minimisation of other environmental impacts.

Clean air indoors To provide the healthiest environment for children, Community Playthings works with Eurofins to evaluate our products against the most stringent indoor air quality standards in Europe. Our furniture achieved Indoor Air Comfort Gold certification, which incorporates legal requirements and voluntary standards for indoor emissions.

Sustainable With all our products designed and built in-house, Community Playthings offers an industry-leading sustainability profile. We are full members of the Furniture Industry Sustainability Programme (FISP), which promotes best practises to drive social, economic and environmental change.

Local care and craftsmanship

All products are designed and made in our workshops in Kent and East Sussex. We use local suppliers where possible. Goods are shipped directly from our warehouse in Kent, reducing our carbon footprint.

Longer lifespan The ultimate environmental standard? The test of time. Quality products that last for decades don't clog landfills or require a lot of resources to fix or replace. Our durably made furniture and play equipment will be around for generations to come.



Safe for children

Children are particularly vulnerable to harmful chemicals in their environment. We are committed to eliminating all hazardous materials, known or suspected, from our products.



Indoor air quality Children are particularly vulnerable to harmful chemicals in the air. Many of these are volatile organic compounds (VOCs) from paint, varnish, air fresheners, building products, and cleaning agents. These chemicals have been linked to serious long-term health consequences including asthma and allergies. Since our products are PVC-free and use low-emitting finishes, they have achieved Indoor Air Comfort Gold certification, which incorporates legal requirements and voluntary standards for indoor emissions.

Healthy and safe materials Science has discovered chemicals in our everyday environment that may compromise health. Most are created by industrial processes and are used in plastic and other common products. Some, such as Bisphenol A (BPA), disrupt the endocrine system. Tiny amounts can have outsized effects by mimicking hormones.¹ Phthalate plasticisers in polyvinyl chloride (PVC) are linked to modern ills like obesity, diabetes, or early puberty and are particularly ubiquitous in the modern manufactured environment. (Production of PVC itself is hard on the environment.) We are glad to reassure you our products are polycarbonate- and PVC-free. That means no BPA and no phthalates. Our acetylated outdoor products are free of metal compounds, pesticides, and other chemicals commonly used to treat timber. The only by-product of acetylation is acetic acid (vinegar). Our cot mattresses are made of coir (coconut husk fibre) and wool, and are free of all chemical flame retardants, while still passing flammability standards. We will allow no known hazards in our products, but only greener, healthier materials for your children.

1. National Centre for Health Research, center4research.org/bisphenol-bpa-plastic-products-safe-infants-children



Product maintenance

Community Playthings products are worth caring for. You already know that our products last for decades. We recommend a regular maintenance programme for keeping Community Playthings products strong and beautiful. Refer to your product guide for more maintenance suggestions. Replacement parts are available through customer service, often at no cost.

Outdoor products

Community Playthings Outlast items are resistant to wood-decaying fungi and moulds. Weathering and mildew growth have no negative effect on the structural integrity, but the wood may eventually fade and turn grey from exposure to the sun's UV rays. If you prefer the original look, follow the instructions below to re-stain your items. Contact customer service to request a free bottle of Outlast refinishing stain.

1. Scrub item with soapy water to remove dirt or mildew. Allow to dry completely before applying stain.
2. Apply stain liberally to wooden parts. (If you get some on the plastic parts, don't worry, just be sure to wipe it off with a damp cloth before the stain dries.)
3. Allow stain to dry for a few minutes before removing extra drips with a dry paper towel. Stain will be dry to the touch in a couple of hours, but it's best to let the stain dry overnight before continuing to use your item.

Indoor products

Unfinished wood Use a mild detergent and water. Scrub with a stiff brush, working quickly to avoid soaking the wood. Wipe off excess water and allow to dry thoroughly.

Finished wood Wipe with a damp cloth and mild detergent. Do not use excessive water. To refinish, lightly sand the entire surface. Any remaining finish need not be removed. Then, following the manufacturer's instructions, apply one or two coats of child-safe varnish, using a brand you trust.

Carpet cleaning Our carpets are made of stain-resistant nylon fibre. Vacuum carpets frequently. To wash, lift a corner of the carpet to remove, shampoo with carpet cleaner and allow to dry before replacing it. For stubborn stains, refer to your product guide.

Disinfecting Use any standard disinfectant such as a bleach-based solution or virucidal disinfectant. All products should be rinsed with plain water and dried after any cleaning agent is used.





Index

A ctivity-top shelves	93	D esk, teacher's	41	Peg tree	133	Stacking stools	113
Activity tray-tables	135	Display & discovery shelves	93	PlayFrame	172–175	Stage sets, ToddleBox	201
Adapter, Roomscapes	74–77	Display units	63, 65	Play kitchen	156–161	Storage containers	
Adjustable shelves	59	Doll high chair	165	Play tables	169	Carry crates	67
Airplane	153	Doll furniture	165	Posts, Roomscapes	74–77	Tote boxes	67
Aprons	133	Drama centres	163	Puffin nest	90	Trays	67
Arbour, Outlast	25	Drawer, role play	157	Puppet theatre	88	Supply units	127
Arches	73	Dress-up units	163	Pushcart	165	Swallow nest	91
Armchair, child's	167	Drying rack	133				
Art equipment	124–127			R ack, drying	133	T ables	
Art islands	129			Rack, library	95	MultiTables	102–107
B aby safe area	81	E asels	128–131	Reading area	84–85	Outlast	26–29
Baby shelf	208	Environment	212	Rest mat	185	Play	169
BackSafe cot	183	Evacuation cot	183	Rest mat stacker	185	Sensory	135
Bed, doll	165	F ixed shelves	57	Rice grass panels	68–71	Teacher arch	73
Block storage	9, 142–143, 151	Floor easels	129	Rocker, child's	165	Teacher low chair	111
Blocks		Flowies	75, 163	Role play	86–87, 155–169	Teacher standing desk	41
Hollow	149	Focus corner	85	Classroom corner	87	ToddleBoxes	201
Mini hollow	151	G ates, Roomscapes	73	Toddler role play area	86	Toddler book display	208
Mini unit	147	H elicopter	153	Kitchen	156–161	Toddler book corner	80
Outlast	8–13	Help yourself trolley	125	Tables	169	Toddler outdoor play	30–35
Unit	142–145	HideAway cube	90	Roomscapes	52–97	Tool corner	127
Book area	84–85, 95	Hollow blocks and trolley	149	Accessories	74–77	Tote boxes	67
Book ends	95	Hollow blocks, mini	151	Arches	73	Tote shelves	63
Book storage/display	95–97, 208	Home corner furniture	156–161	Display, book	94–97	Translucent back shelves	57, 61
Book trolley	97	K iddie cars	177	Display units	63, 65, 92–95	Tray units	65
Branches	75	Kitchen, role play	156–161	Gates	73	Trays	67
Browser boxes	96, 209	L ibrary panel	97	Panels	68–73	Sensory	135
C abinets, role play	157	Library rack/Library shelf	95	Sets	80–91	Tricycles	37
Canopy, Outlast	25	Locking shelves	41, 59	Shelving	55–65	Trolleys	
Canopy unit	89	Lorries	153	S and & water tables	14–19	Block	143, 149, 151
Carry crates	67	M agnets	129	for indoors	118–121	Book	97
Cascade, Outlast	15	Mats, Playframe	173, 175	Scooter	37	Help yourself	125
Chair		Mats, sleep	185	Sensory area	81	Trucks	153
Childshape	115	Mealtime chair	115, 205	Sensory tables	14–19	U nit blocks	142–145
Mealtime	115, 205	Me-do-it chairs	207	for indoors	118–123, 135	Unit blocks, mini	147
Me-do-it	207	Mini hollow blocks	151	Sensory trays	135	V ersatile play corner	87
Stacking stools	113	Mini unit blocks	147	Shelves		Village vehicles	153
Teacher low	111	Mud kitchen	20–23	Activity-top	93	Villagers	153
Woodcrest	111	MultiTables	102–107	Adjustable	59	W all adapters	74–77
Changing tables	203	N ursery gyms	188–199	Baby	208	Wall-mounted shelf	45, 203
Childshape chair	115	O pen back shelves	57	Corner	61	Wall pegs	49
Classroom reading corner	84	Outlast		Craft	127	Wave panels	71
Classroom role play corner	87	Arbour	25	Display	63, 65, 92–95	Washer, role play	157
Coat storage	42–49	Blocks	8–13	Fixed	57	Water table, Outlast	16–19
Coat pegs	49	Cascade	15	Library	95	Welly storage	51
Construction	83	Mud kitchen	20–23	Locking	41, 59	Welsh dresser, role play	157
Cooker, role play	157	Storage bench	13	Multi-storage	63	Wheelbarrow, Outlast	11
Coracle	181	Storage unit	13	Open back	57	Window panel	73
Corner shelves	61	Play tables	26–29	Ring binder	41, 63	Wings, Roomscapes	75
Corner crate	67	Seats, Benches	26–29	Sweep	61	Woodcrest chairs	111
Cosy nook	88	Toddler collection	30–35	Tote	63	Workbench	137
Cots	183	Water tables	16–19	Tray	65	Workstation	85
Covers, Roomscapes	75	Wheelbarrow	11	Wall-mounted	203	Wren nest	91
Cradle, doll	165	P anels, Roomscapes	68–73	Welly storage	51		
Craft shelves	127	Paper corner	127	Sink, role play	157		
Creative area	82			Sofa, child's	167		
Cubbies and benches	45			Soft seating	167		

© 2024 by Community Products (UK) Limited • 11/23 NZ10

We borrow the earth from our children

Native American proverb



Our environmental journey

- 1947** ● Decided to build all our products out of solid wood
- 1971** ● Moved to our current site in the countryside of East Sussex
- 1980** ● Set up local supply chains
- 2006** ● Switched entirely to water-based lacquer to cut emissions
- 2008** ● Achieved chain of custody certification, ensuring all our wood is sustainably sourced (FSC and PEFC)
- 2011** ● Environmental management system attained ISO 14001 certification
- 2016** ● Launched Outlast: a durable non-toxic alternative to treated wood equipment for outdoors
- 2017** ● Began heating our buildings using renewable energy, including wood shavings from the factory
- 2018** ● Eliminated Polycarbonate, BPA, and PVC from our products
 - Changed all the factory lights to energy-efficient LED's
- 2019** ● Awarded Indoor Air Comfort Gold certification confirming low emissions from our products
- 2020** ● Developed natural coconut fibre mattresses eliminating the need for flame-retardant chemicals from all sleep products
 - All our packaging is now 100% recyclable
- 2021** ● Received the Outdoor furniture, and the Special green awards from FSC
- 2023** ● Began generating our own solar energy to run the factory
 - Working towards NetZero, in partnership with SmartCarbon

