

Exmoor (C993)



ToddleBox connectors ensure security, stability, and easy reconfiguration.



Smooth, rounded handholds aid in easy reconfiguration.



Give interest and texture to flat floor space with a ToddleBox Stage Set. The added dimension of a raised surface opens up more possibilities for toddlers' play.

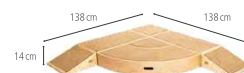


Children learn by moving. Repeated motions like climbing in and out of ToddleBoxes are opportunities to develop problem-solving and refine motor skills.

ToddleBoxes

ITERS 16: 7.3, 5.3, 5.4; 30: 7.2, 5.1, 5.3

Toddlers are constantly on the move. Create age-appropriate challenges for your energetic explorers that help them develop important muscles and gross motor skills. Modular units let you select exactly what you want to fit your space, needs and budget. Start with a small configuration, and add to it over time.



Large Corner Stage Set C985

Includes Large Curve, Small Curve, 2 Rectangles, Square, 2 Ramps, 7 Connectors



Small Corner Stage Set C965

Includes Large Curve, Small Curve, Rectangle, Ramp, 4 Connectors



Toddler Mountain C994

Includes 2 Hills, 4 Ramps, 6 Connectors



Exmoor C993

Includes Rectangle, Hill, Valley, Steering Wheel, Square, Small Curve, Large Curve, Ramp, 8 Connectors



Weymouth Harbour C992

Includes Large Curve, Hill, 2 Ramps, 4 Connectors



High and Over C991

Includes Hill, Valley, Small Curve, Ramp, Square, Steering Wheel, 6 Connectors



Pocket Park C990

Includes Square, Rectangle, Ramp, Steering Wheel, 4 Connectors



Dodgem C950

Includes Rectangle, Steering Wheel, 2 Connectors



ToddleBoxes are versatile and modular, so staff can create playscapes that invite movement.



Rectangle C913



Square C912



Large Curve C917



Small Curve C916



Hill C923



Ramp C914



Valley C924



Steering Wheel C918






The Palace (G865)

Removable carpet comes off for easier cleaning.



Tool-free assembly

You can build or reconfigure your Nursery Gym without any tools. It's easy to move panels around to suit your needs.



Every slide comes with a gate.



Additional gates can close off the ramp or stairs.

Nursery Gyms

ITERS 16: 7.3, 5.3

Nursery Gyms create a fun zone for toddlers to scramble, crawl and cruise from one activity to the next. The interchangeable panels offer stimulating visual and tactile experiences. Carpeted platforms, safety railings and removable gates create a safe environment for active play.

Choose the set and configuration that best fits your space. All Nursery Gyms are assembled with modular parts and a tool-free connecting system.

For ages 6 to 36 months.
Use only under direct adult supervision.

| Dimensions (cm) | |
|--------------------------------|---------|
| Height (with tower) | 196 |
| Platform height | 38 |
| Railing height (from platform) | 65 |
| Platform unit | 58 x 58 |
| Steps extend | 72 |
| Slide extends | 112 |
| Ramp extends | 112 |

Accessories



Ramp Gate G888
Closes off the top of ramp



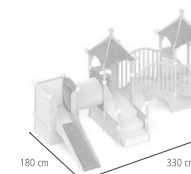
Stair Gate G895
Closes off the bottom of stairs



230 x 250 cm

The Palace G865
Includes Slide Gate

Another configuration:





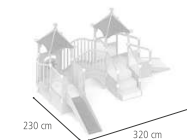
Tower Bridge G847
Includes Slide Gate

Another configuration:



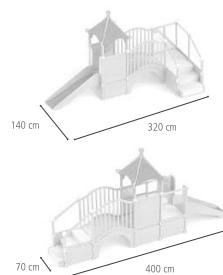
Tower Bridge with Balcony G848
Includes Slide Gate

Another configuration:



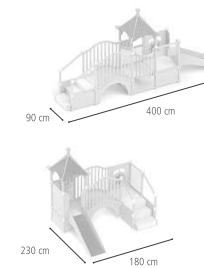
Knightsbridge G837
Includes Slide Gate

Other configurations:



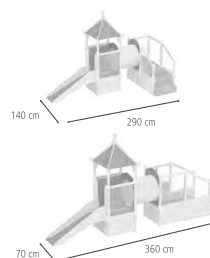
Knightsbridge with Balcony G838
Includes Slide Gate

Other configurations:



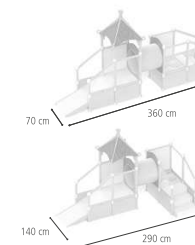
Gnome Home with Slide G857
Includes Slide Gate

Other configurations:



Gnome Home with Ramp G858

Other configurations:





220 x 180 cm

Billy Goat's Bridge with Slide G835
Includes Slide Gate

Another configuration:



260 x 140 cm

Billy Goat's Bridge with Ramp G836

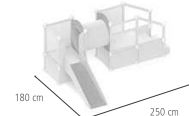

Another configuration:



180 x 180 cm

Mole Hole with Slide G855
Includes Slide Gate

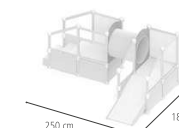
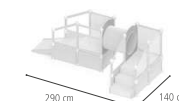
Other configurations:



180 x 180 cm

Mole Hole with Ramp G856

Other configurations:



180 x 180 cm

Windsor Castle G846
Includes Slide Gate

Another configuration:



290 x 140 cm

Sand Dune G826
Includes Slide Gate



190 x 180 cm

Rapunzel's Tower G828

Includes Slide Gate

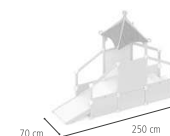
Another configuration:



180 x 140 cm

Up and Over with Roof G807

Another configuration:

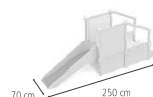


180 x 140 cm

Climb and Slide G815

Includes Slide Gate

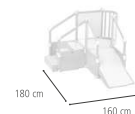
Another configuration:



250 x 90 cm

Up and Over G808

Another configuration:



180 x 140 cm

Climb and Slide with Roof G816

Includes Slide Gate

Another configuration:



190 x 70 cm

Climb and Crawl G805

Grand PlayFrame (V885)



Lightweight:
Change the configuration
to vary children's play.

Attach a ladder, slide
or bridge at any level.



Children's play is very physical, involving lots of action and testing of their abilities. It's thrilling for a child to realise "Yes, I can do this!"



The PlayFrame allows staff to gradually raise the level of challenge as children's skills and confidence grow.

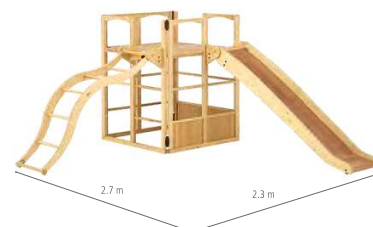
PlayFrame



ECERS 8: 7.1, 7.2, 5.2; 24: 7.3;

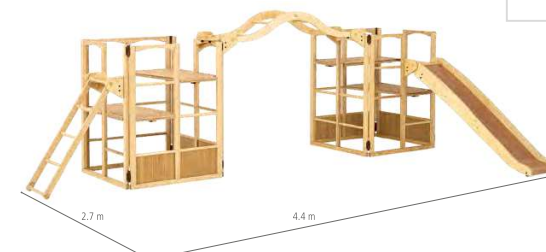
Children learn best through movement and play, which naturally build social skills like negotiating, planning together, and sharing resources. The PlayFrame offers endless opportunities for active and imaginative play, giving preschoolers a fun, developmentally appropriate space to strengthen their gross motor skills. Unlike a fixed structure, its versatility keeps play fresh and engaging.

For ages 3–6

**Bridge PlayFrame V875**

Includes square, bridge, slide, 2 perches and 2 platforms

Soft surfacing required. Use Set of 8 Mats V808. Other surfaces such as rubber safety surfacing may comply.

**Grand PlayFrame V885**

Includes 2 squares, bridge, ladder, slide, 4 perches and 4 platforms

Soft surfacing required. Use Set of 14 Mats V814. Other surfaces such as rubber safety surfacing may comply.


Important**Soft surfacing required**

Use our mats to comply with EN 1177 Playground surfacing requirements (1.5 metre fall height). Other surfaces such as rubber safety surfacing may comply.

The PlayFrame must be stored indoors.

Dimensions

| | |
|----------------|-----------|
| Height | 1.3 m |
| Square base | 1 m x 1 m |
| Ladder extends | 0.7 m |
| Slide extends | 1.7 m |
| Bridge spans | 1.7 m |

Accessories

Set of 8 Mats **V808**
For Bridge PlayFrame

Set of 14 Mats **V814**
For Grand PlayFrame



PlayFrame Strap **V845**
Mount strap to the wall for storing
collapsed PlayFrame.



Classic PlayFrame (V865)



Connectors are childproof, but teachers can easily take the PlayFrame apart.



All adjustments are **tool-free**.



Adjust platforms to respond to children's abilities and imaginations.



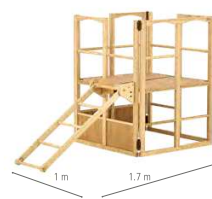
In real life a child may feel vulnerable but in play she's big and strong, driving trucks and putting out fires!

PlayFrame



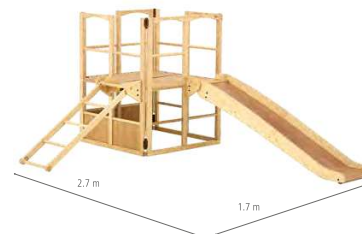
ECERS 8: 7.1, 7.2, 5.2; 24:7.3

Ladders and slides can be attached at any level to provide age-appropriate risk. Climbing ladders at low angles requires different skills from climbing steep ladders. Children's development can be documented as they learn to manage the challenge of using ladders at varying heights. Platforms can be easily reconfigured for new play opportunities.

**Starter PlayFrame V860**

Includes square, ladder, perch and 2 platforms

Soft surfacing required. Use Set of 6 Mats V806. Other surfaces such as rubber safety surfacing may comply.

**Classic PlayFrame V865**

Includes square, ladder, slide, 2 perches and 2 platforms

Soft surfacing required. Use Set of 8 Mats V808. Other surfaces such as rubber safety surfacing may comply.

Important**Soft surfacing required**

Use our mats to comply with EN 1177 Playground surfacing requirements (1.5 metre fall height). Other surfaces such as rubber safety surfacing may comply.

The PlayFrame must be stored indoors.

Dimensions

| | |
|----------------|-----------|
| Height | 1.3 m |
| Square base | 1 m x 1 m |
| Ladder extends | 0.7 m |
| Slide extends | 1.7 m |

Accessories

Set of 6 Mats **V806**
For Starter PlayFrame

Set of 8 Mats **V808**
For Classic PlayFrame



PlayFrame Strap **V845**
Mount Strap to the wall for storing collapsed PlayFrame.



Kiddie Car (T12)

Oversteer protection prevents sudden spills and keeps young drivers on the right path.



These soft plastic tyres roll easily on carpet, tile or any other "road" surface.

Push me-Pull me (Set of three) (P60)

Toddler teamwork!
Hitch up a train to encourage cooperative play.



A steel-reinforced hardwood hitch pin links the cars together quickly and easily.

Riding Toys

ECERS 8: 7.2, 5.2 ITERS 16: 7.3, 5.5

Kiddie Cars

If your children aren't big enough for tricycles they can learn to steer on Kiddie Cars, exercising large muscles and developing coordination. Store indoors.



Kiddie Car T12
For ages 3–5



Low Kiddie Car T17
For ages 1–3



Push me-Pull me

Toddlers are constantly on the go and here's a perfect vehicle for their travels. The Push me-Pull me can be used as a single car or hitched together to make a train.

For ages 2 to 3



Push me-Pull me (Single) P61

Push me-Pull me (Set of 3) P60
Seat height 23 cm



Outlast
See p. 7



Outlast for toddlers
See p. 35



Trikes & Scooters
See p. 41



Hollow Blocks
See p. 189

More products for active play



Totstar (R215)



Starter Scooter (R301)

Roadstar II Tricycle (R213)

This could be the last year you need to buy trikes for a long time. The 25 mm steel tubing can really take a beating.



Sealed ball bearings routinely handle 15 years of vigorous triking without maintenance.

Tricycles & Scooters

ECERS 8: 7.2, 5.2 ITERS 16: 7.3, 5.5

Your Roadstar comes ready to roll right out of the box. With the toughest frame on the market, our Tricycles endure the rigorous play of children, year after year.



Roadstar I Tricycle R211
For ages 2–4
Weight: 9 kg. Front wheel diameter: 28 cm



Roadstar II Tricycle R213
For ages 4–6
Weight: 10 kg. Front wheel diameter: 33 cm



Totstar R215
For ages 2–4
Weight: 7 kg. Front wheel diameter 20 cm



Starter Scooter R301
For ages 2–5
Wheel diameter 20 cm, 18 cm



Active play is a necessity. There's nothing like wheels to get children moving!



See p.217

Don't miss our indoor riding toys