



Roomscales

Roomscales offers a comprehensive solution for classroom layout and storage, featuring shelves, panels, and gates that can be connected in various configurations. Our modular furniture is perfect for accommodating the ever-changing needs of growing children. With hide-away wheels and an adaptable panel system, you can easily transform your learning space to be both safe and engaging.

See p. 92 ➔ Guidelines on how to plan your order

The Perfect Shelf

Looking for a sturdy, mobile shelf? Pick just the right one from our wide range of Roomscales shelving starting on page 67.



Room Dividers

Use Roomscales Panels with shelving and connecting posts to create a flexible dividing wall. Find panels and ideas for building dividers starting on page 78.



Activity Areas

Use shelving, panels and more to create well-defined learning centres. See some ready-made activity areas under "Roomscales Sets" starting on page 94.



Whole Classrooms

Need a complete furniture plan for your classroom or setting? Call about our free room layout service: **+44 1580 883310**



Roomscapes Shelves

Shelf Styles

Roomscapes Shelves help you foster the right learning environment for children. Use them to clearly define activity areas, and to create a sense of order. Their solid birch construction delivers natural beauty that will last for years to come.



Tray & Tote Shelves
(p. 74-76)



Adjustable
Shelves
(p. 70)



Corner & Sweep
Shelves (p. 72)



Fixed Shelves
(p. 68)



Display & Discovery
Shelves (p. 103)



Book Display
Shelves (p. 105)

Shelf Backs

Shelves with display board backs allow for creativity with optional back covers.

Translucent Back Shelves let in light and improve supervision.

Open Back Shelves allow access from both sides, and give a spacious feel.



Shelf Back Covers

Use a cover on any shelf with a display board back. Choose from three options: the Mirror Cover is perfect for a toddler's self-discovery phase, the Clear Cover protects artwork, and the Chalkboard Cover creates a mini mark-making station. Covers are cleanable; they attach with Velcro and allow you to use both sides of the shelf.



Mobility is built in! Just flip up the trim and roll to a new location.



Flip the trim back down again for a perfectly stationary shelf.



Shelves and panels connect using sturdy posts – no tools needed.

Roomscapes Fixed Shelving

ECERS 2: 7.1 ITERS 2: 7.3, 5.3

Dedicated compartments for blocks, books, or any items requiring their own space. Precision joints give each shelf strength and rigidity. Shelves with display board backing provide display and storage space. Translucent Back Shelves let in light and improve supervision. Open Back Shelves allow access from both sides.

All shelves are 37 cm deep.

Free service Contact us for help with your room design.



Translucent Back Shelf 124 x 61 cm
(F648)



Flip up hidden wheels
to move shelf.

See p. 86–90 Connectors & accessories



Roomscapes Posts connect shelves and panels.

Back Covers add visual stimulation and attach to any shelf with display board backing.

A Roomscapes Canopy adds character to your room.

41 cm high (37 cm deep)



Translucent Back Shelf 94 x 41 cm **F615**



Fixed Shelf 94 x 41 cm **F612**
Clear Cover **F858**
Mirror Cover **F841**



Translucent Back Shelf 124 x 41 cm **F614**

102 cm high (37 cm deep)



Fixed Shelf 124 x 102 cm **F647**
Clear Cover **F887**
Mirror Cover (covers 1/2) **F846**
Chalkboard Cover (covers 1/2) **F861**

61 cm high (37 cm deep)



Translucent Back Shelf 94 x 61 cm **F663**



Open Back Shelf 94 x 61 cm **F662**



Fixed Shelf 94 x 61 cm **F661**
Clear Cover **F852**
Mirror Cover **F844**
Chalkboard Cover **F861**



Translucent Back Shelf 124 x 61 cm **F648**



Open Back Shelf 124 x 61 cm **F644**



Fixed Shelf 124 x 61 cm **F643**
Clear Cover **F853**
Mirror Cover **F845**
Chalkboard Cover (covers 3/4) **F861**
Holds the Quarter School Set of Unit Blocks (page 182)

81 cm high (37 cm deep)



Translucent Back Shelf 94 x 81 cm **F664**



Open Back Shelf 94 x 81 cm **F667**



Fixed Shelf 94 x 81 cm **F665**
Clear Cover **F855**
Mirror Cover (covers 1/2) **F846**
Chalkboard Cover (covers 1/2) **F861**



Translucent Back Shelf 124 x 81 cm **F649**



Open Back Shelf 124 x 81 cm **F646**



Fixed Shelf 124 x 81 cm **F645**
Clear Cover **F856**
Mirror Cover (covers 1/2) **F846**
Chalkboard Cover (covers 1/2) **F861**
Holds the Half School Set of Unit Blocks (page 182)

Roomscapes Adjustable Shelving

ECERS 2: 7.1
ITERS 2: 7.3, 5.3

Now you can customise your storage space according to your needs. Add and adjust shelves without tools. For lockable storage, choose the option with doors.

All shelves are 37 cm deep.

Free service Contact us for help with your room design.



Adjustable Shelf
124 x 61 cm (F641)



Easy shelf placement with supports. Designed to prevent shelves from sliding out.



Flip up hidden wheels to move shelf.



Doors can be locked to provide safe storage. Open with key provided, or similar flat object.

See p. 86–90 Connectors & accessories



Roomscapes Posts connect shelves and panels.

Chalkboard Cover can attach to most display board-backed shelves.

61 cm high (37 cm deep)



Clear Cover **F851**
Mirror Cover **F843**
Adjustable Shelf 63 x 61 cm F621
Additional single 63 cm shelf **F602**



Clear Cover **F852**
Mirror Cover **F844**
Chalkboard Cover **F861**
Shelf with Doors 94 x 61 cm F632
Additional single 94 cm shelf **F603**



Clear Cover **F852**
Mirror Cover **F844**
Chalkboard Cover **F861**
Adjustable Shelf 94 x 61 cm F631
Additional single 94 cm shelf **F603**



Clear Cover **F853**
Mirror Cover **F845**
Chalkboard Cover (covers 2/3) **F861**
Adjustable Shelf 124 x 61 cm F641
Additional single 124 cm shelf **F604**

81 cm high (37 cm deep)



Clear Cover **F854**
Mirror Cover **F846**
Chalkboard Cover **F861**
Adjustable Shelf 63 x 81 cm F622
Additional single 63 cm shelf **F602**



Clear Cover **F855**
Mirror Cover (covers 2/3) **F846**
Chalkboard Cover (covers 2/3) **F861**
Shelf with Doors 94 x 81 cm F634
Additional single 94 cm shelf **F603**



Clear Cover **F855**
Mirror Cover (covers 2/3) **F846**
Chalkboard Cover (covers 2/3) **F861**
Adjustable Shelf 94 x 81 cm F633
Additional single 94 cm shelf **F603**



Clear Cover **F856**
Mirror Cover (covers 2/3) **F846**
Chalkboard Cover (covers 2/3) **F861**
Adjustable Shelf 124 x 81 cm F642
Additional single 124 cm shelf **F604**

102 cm high (37 cm deep)



Clear Cover **F879**
Mirror Cover (covers 2/3) **F846**
Chalkboard Cover (covers 2/3) **F861**
Adjustable Shelf 63 x 102 cm F623
Additional single 63 cm shelf **F602**

Shelf Back Covers

Attach a Clear, Mirror or Chalkboard Cover to any of these shelves. Options are listed with each shelf.



Clear Cover



Mirror Cover



Chalkboard Cover

Roomscapes Corners & Sweeps


ECERS 2: 7.1 ITERS 2: 7.3, 5.3

Sweep Shelves and Corner Shelves enhance any room with their elegant curves, gracefully defining activity areas and providing an aesthetic finish to your Roomscapes setup.

All shelves are 37 cm deep.

Free service Contact us for help with your room design.

Translucent Back Sweep 61 cm (F625)



Strong

Shelves are built with mortise and tenon joints, the strongest in woodworking.

See p. 86–90 **Connectors & accessories**



Roomscapes Posts connect shelves and panels.

Corner Crates and Baskets fit perfectly in a Corner Shelf.

41 cm high



Corner Shelf 41 cm F671



Translucent Back Sweep 41cm F624



Translucent Back Inside Sweep 41 cm F627

61 cm high



Corner Shelf 61 cm F673



Translucent Back Sweep 61 cm F625



Translucent Back Inside Sweep 61 cm F628

81 cm high



Corner Shelf 81 cm F675



Translucent Back Sweep 81 cm F626



Translucent Back Inside Sweep 81 cm F629

Accessories



Corner Crate G498



Corner Basket G486



Roomscapes Tote Shelving

ECERS 2: 7.1 ITES 2: 7.3, 5.3

Roomscapes Tote Shelving is essential for an organised classroom. Sturdy dividers adjust the spacing to hold Shallow or Deep Totes. Baskets and Carry Crates fit Tote Shelves too – see page 90.

All shelves are 37 cm deep.

Free service Contact us for help with your room design.



Tote Shelf 94 x 61 cm (F682)



Clear Covers

Display board backs provide a surface for hanging artwork at the children's level.



Customise your storage space with adjustable dividers.



Flip up hidden wheels to move shelf.

Connectors & accessories

See p. 86–90



Roomscapes Posts connect shelves and panels.

Back Covers add visual stimulation and can attach to any shelf with display board backing.



Totes, crates, and baskets provide tidy storage options. Options available on page 90.

61 cm high (37 cm deep)



Clear Cover **F851**
Mirror Cover **F843**

Tote Shelf 63 x 61 cm
Choose Tote colour or Baskets ☐ ☐ ☐
As shown (4 Shallow, 4 Deep) **F681**
All Shallow (12) **F552**
All Deep (6) **F551**
Shelf only **F691**



Clear Cover **F852**
Mirror Cover **F844**
Chalkboard Cover **F861**

Tote Shelf 94 x 61 cm
Choose Tote colour or Baskets ☐ ☐ ☐
As shown (6 Shallow, 6 Deep) **F556**
All Shallow (18) **F555**
All Deep (9) **F682**
Shelf only **F692**



Clear Cover **F853**
Mirror Cover **F845**
Chalkboard Cover (covers ½) **F861**

Tote Shelf 124 x 61 cm
Choose Tote colour or Baskets ☐ ☐ ☐
As shown (6 Shallow, 9 Deep) **F684**
All Shallow (24) **F566**
All Deep (12) **F565**
Shelf only **F694**



Clear Cover **F853**
Mirror Cover **F845**
Chalkboard Cover (covers ¾) **F861**

Multi-Storage Shelf 124 x 61 cm
Choose Tote colour or Baskets ☐ ☐ ☐
As shown (6 Shallow) **F683**
Shelf only **F693**

Accessories



Divider for Tote Shelf **F889**

81 cm high (37 cm deep)



Clear Cover **F854**
Mirror Cover **F846**
Chalkboard Cover **F861**

Tote Shelf 63 x 81 cm
Choose Tote colour or Baskets ☐ ☐ ☐
As shown (4 Shallow, 6 Deep) **F685**
All Shallow (16) **F572**
All Deep (8) **F571**
Shelf only **F695**



Clear Cover **F855**
Mirror Cover (covers ½) **F846**
Chalkboard Cover (covers ¾) **F861**

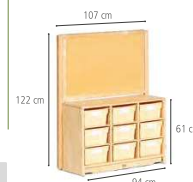
Tote Shelf 94 x 81 cm
Choose Tote colour or Baskets ☐ ☐ ☐
As shown (6 Shallow, 9 Deep) **F686**
All Shallow (24) **F576**
All Deep (12) **F575**
Shelf only **F696**



Clear Cover **F856**
Mirror Cover (covers ½) **F846**
Chalkboard Cover (covers ¾) **F861**

Tote Shelf 124 x 81 cm
Choose Tote colour or Baskets ☐ ☐ ☐
As shown (8 Shallow, 12 Deep) **F687**
All Shallow (32) **F582**
All Deep (16) **F581**
Shelf only **F697**

Tote Shelf Display Sets



Tote Display Unit 94 cm **N724**
Choose Tote colour or Baskets ☐ ☐ ☐
Includes Clear Cover for display panel
Mirror Cover **F844**
(fits panel or back of shelf)



Tote Display Unit 124 cm **N725**
Choose Tote colour or Baskets ☐ ☐ ☐
Includes Clear Cover for display panel
Mirror Cover **F845**
(fits back of shelf)

Roomscapes Tray Units

ECERS 6: 7.2, 5.3, 4: 7.2 5: 7.2, 5.3

This shelf's wide top makes a great work or display surface. Solid birch construction delivers natural beauty that will last for years. Adjustable dividers are easily manipulated to customise storage space.

All shelves are 46 cm deep.

Free service Contact us for help with your room design.



Tray Unit 106 x 61 cm (F688)



Optional Clear Covers
protect child-height displays.



Customise your storage space
with adjustable dividers.



Flip up hidden wheels
to move shelf.

See p. 86–90 Connectors & accessories



For **personal trays**, use the
"all Shallow" Tray option.

Roomscapes Posts
connect shelves and panels.



Trays and Tray Baskets provide generous
storage. Options available on page 90.

61 cm high (46 cm deep)



Tray Unit 71 x 61 cm
Choose Tote colour or Baskets ☐ ☐ ☐
As shown (4 Shallow, 4 Deep) **F511**
All Shallow Trays (16) **F513**
All Deep Trays (6) **F512**
Shelf only **F510**



Tray Unit 106 x 61 cm
Choose Tote colour or Baskets ☐ ☐ ☐
As shown (6 Shallow, 6 Deep) **F688**
All Shallow Trays (18) **F585**
All Deep Trays (9) **F586**
Shelf only **F698**

81 cm high (46 cm deep)



Tray Unit 71 x 81 cm
Choose Tote colour or Baskets ☐ ☐ ☐
As shown (4 Shallow, 6 Deep) **F521**
All Shallow Trays (12) **F523**
All Deep Trays (8) **F522**
Shelf only **F520**



Tray Unit 106 x 81 cm
Choose Tote colour or Baskets ☐ ☐ ☐
As shown (6 Shallow, 9 Deep) **F531**
All Shallow Trays (24) **F533**
All Deep Trays (12) **F532**
Shelf only **F530**

102 cm high (46 cm deep)



Tray Unit 71 x 102 cm
Choose Tote colour or Baskets ☐ ☐ ☐
As shown (4 Shallow, 8 Deep) **F541**
All Shallow Trays (20) **F543**
All Deep Trays (10) **F542**
Shelf only **F540**



Tray Unit 106 x 102 cm
Choose Tote colour or Baskets ☐ ☐ ☐
As shown (6 Shallow, 12 Deep) **F546**
All Shallow Trays (30) **F548**
All Deep Trays (15) **F547**
Shelf only **F545**

Tray Unit Display Sets



Tray Display Unit 106 cm **N722**
Choose Tote colour or Baskets ☐ ☐ ☐
Includes 6 Shallow, 6 Deep Trays, 6 Magnets



Tray Display Unit 71 cm **N723**
Choose Tote colour or Baskets ☐ ☐ ☐
Includes 4 Shallow, 4 Deep Trays, 6 Magnets

Accessories



Divider for Tray Unit **F899**



Extra set of 10 Magnets **H540**
for use with whiteboard display



Reversible panel
Choose the side with a display board
panel, or flip it around to use the magnetic
whiteboard. Optional Clear Covers are
available, to protect child-height displays.

Roomscapes Panels

ECERS 4: 5.3 ITERS 4: 7.3, 5.3

Bamboo Panels define spaces with warm, natural tones. **Clear Panels** enhance interaction and supervision. **Translucent and Rice Grass Panels** can form cosy spaces while still letting light through. **Display Board Panels** create a solid divider and provide display – note the cover options! Panel covers attach with Velcro. Combine panels with shelves to creatively divide your room. See page 93 for guidelines.

Free service Contact us for help with your room design.



Display Board Covers

Attach a Clear, Mirror or Chalkboard Cover to any Display Board Panel or shelf with Display Board backing. Options are listed with each shelf or panel.



Clear Cover



Mirror Cover



Chalkboard Cover

See p. 86–90 Connectors & accessories



Attach a **Mirror, Clear, or Chalkboard Cover** to any Display Board Panel.

Roomscapes Posts connect shelves and panels.

61 cm high



Display Board F711
Clear Cover **F821**
Mirror Cover **F843**
Clear **F721**
Bamboo **F817**



Display Board F712
Clear Cover **F822**
Mirror Cover **F844**
Chalkboard Cover **F861**
Clear **F722**
Bamboo **F732**
Translucent **F801**
Rice Grass **F901**



Display Board F713
Clear Cover (covers ½) **F821**
Mirror Cover (covers ½) **F843**
Clear **F723**
Bamboo **F733**

81 cm high



Display Board F714
Clear Cover **F823**
Mirror Cover **F846**
Chalkboard Cover **F861**
Clear **F725**
Bamboo **F828**



Display Board F715
Clear Cover **F826**
Mirror Cover (covers ½) **F846**
Chalkboard Cover (covers ½) **F861**
Clear **F726**
Bamboo **F735**
Translucent **F802**
Rice Grass **F902**



Display Board F716
Clear Cover (covers ½) **F823**
Mirror Cover (covers ½) **F846**
Chalkboard Cover (covers ½) **F861**
Clear **F727**
Bamboo **F736**

102 cm high



Translucent **F827**

122 cm high



Bamboo **F738**



Bamboo **F739**

Roomscapes Wave & Curved Panels

ECERS 4: 5.3, 5.2
ITERS 4: 7.3, 5.3

Wave Panels provide an eye-catching way to change the height of your Roomscapes partition. Children naturally gravitate to curves, which are more welcoming than hard corners and right angles. Translucent and Rice Grass Panels create elegant niches while letting in plenty of light and maintaining easy supervision.

Free service Contact us for help with your room design.



See p. 86–90 **Connectors & accessories**



Roomscapes Posts connect shelves and panels.

41 – 61 cm Wave Panels



Short Bamboo Wave 41 – 61 cm high
F818



Short Translucent Wave 41 – 61 cm high
F808



Bamboo Wave 41 – 61 cm high
F741



Clear Wave 41 – 61 cm high
F724



Translucent Wave 41 – 61 cm high
F783

61 – 81 cm Wave Panels



Short Bamboo Wave 61 – 81 cm high
F819



Short Translucent Wave 61 – 81 cm high
F803



Bamboo Wave 61 – 81 cm high
F742



Clear Wave 61 – 81 cm high
F728



Translucent Wave 61 – 81 cm high
F784



Rice Grass Wave 61 – 81 cm high
F903

81 – 102 cm Wave Panels



Clear Wave 81 – 102 cm high
F749



Translucent Wave 81 – 102 cm high
F785

61 cm Curved Panels



Bamboo Curved Panel 61 cm
F813

Translucent Curved Panel 61 cm
F904

Rice Grass Curved Panel 61 cm
F907

81 cm Curved Panels



Bamboo Curved Panel 81 cm
F814

Translucent Curved Panel 81 cm
F905

Rice Grass Curved Panel 81 cm
F908



See p. 93 **Roomscapes guidelines**

Roomscapes Arches

ECERS 14: 7.1; 1: 5.3 ITERS 4: 7.3, 5.3; 3: 7.2, 5.2

Arches form inviting entrances into activity areas, communicating boundaries and pathways. Combine Arches with other Roomscapes panels and shelves to create flexible room dividers, and to add grace and style to your room. Consider adding the Window Panel to your dramatic play area for a creative, homelike touch.

Free service Contact us for help with your room design.



See p. 86–90 **Connectors & accessories**



Roomscapes Posts connect shelves, panels, gates and arches.

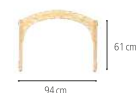
61 cm high



Arch 43 x 61 cm **F832**



Arch 63 x 61 cm **F837**



Arch 94 x 61 cm **F831**

81 cm high



Arch 63 x 81 cm **F826**



Window Panel **F743**

122 cm high



Mini Arch 52 x 122 cm **F838**




Mini Arch Panel **F839**



Arch 94 x 122 cm **F833**

180 cm high



Teacher Arch **F834**



See p. 93 **Roomscapes guidelines**



Easy for staff...
but not for babies!
Opens with one hand.



Gate hinges have
no pinch points.



Roomscapes Gates offer a full 180-degree rotation in both directions, providing maximum flexibility.



Connect shelves, panels and a Roomscapes Gate to define a separate space for your baby area.

Roomscapes Gates

ECERS 5: 7.4, 5.1
ITERS 2: 7.3, 4.5.3, 20: 5.1

Roomscapes Gates allow you to enclose areas of your classroom or secure a hallway easily. Combine the Gates with Roomscapes shelving or panels to create safe classroom spaces with controlled access. The double action latch opens easily in adult grasp but resists little fingers. Gate swings in or out, and pushes shut.

Adjustable Gates expand to the desired width, spanning a gap of any size from 100 to 172 cm.



Adjustable Roomscapes Gate F488
Fills a 124–172 cm gap
Opening width: 75 cm



Adjustable Compact Gate F487
Fills a 100–149 cm gap
Opening width: 60 cm



Roomscapes Gate F482
Opening width: 75 cm



Roomscapes Compact Gate F481
Opening width: 60 cm



Roomscapes Entry F483
Opening width: 75 cm



An Adjustable Gate spans any hallway to maximise on usable space. (Use with two F758 Wall Adaptors, page 88.)

Gates need extra support.

We'd love to help plan your order: Ring +44 1580 883310


See p. 93 **Guidelines** for safely installing your gates.

See p. 88 **Roomscapes Posts** must be used to securely install gates.



Roomscapes Accessories

Add interest and a finishing touch to your Roomscapes environment. Branches connect to Roomscapes panels, allowing you to incorporate fabric into activity areas. The Canopy attaches to any 61 x 124 cm Roomscapes shelf, sparking children's creativity and endless ideas for play.



Velcro spots keep the Flowie on the Branch.

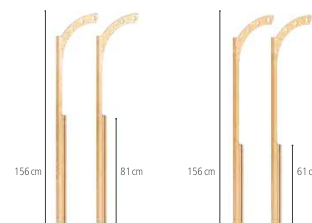
Flowies are transparent pieces of cloth netting.

The Canopy removes without tools and stores flat.



Branches and Flowies

Connect Branches to panels that are 61 or 81 cm tall. Flowies drape over Branches or furniture. All Flowies measure 218 x 310 cm.



2 Branch Posts
81 cm **F994**

2 Branch Posts
61 cm **F993**



Flowie, Sage **C707**




Flowie, Sky **C708**



Flowie, Sand **C709**

Wall Adaptors

Attach to the wall or other stable fixture to support a post. 2 cm wide.



F759

F782

F758

F757

F781

Canopy

Attaches to any 61 x 124 cm shelf.



Canopy **F871**



Canopy Unit **F872**



Covers

Use a cover on any Display Board panel, or shelf with a Display Board back. The Mirror Cover is perfect for a toddler's self-discovery phase, the Clear Cover protects artwork, and the Chalkboard Cover creates a mini mark-making station. Covers are cleanable; they attach with Velcro and allow you to use both sides of the shelf.



Mirror Covers
Options are listed with each panel or shelf.



Clear Covers
Options are listed with each panel or shelf.



Chalkboard Covers
Options are listed with each panel or shelf.

Roomscapes Connectors

Roomscapes connectors link Roomscapes panels and shelves together. These natural wood connectors blend with your furniture and offer a flexible range of angles.



Fillers

Fill the gap between two connected shelves.



Angled Posts

Connect Roomscapes items at any angle.



Straight Posts

Connect Roomscapes items in a straight line.




Posts make it easy to assemble a room divider with Roomscapes shelves and panels.



Angled Posts are hinged down the centre, enabling your Roomscapes divider to turn left or right, straight ahead, or adjust to any angle in-between.

Angled Posts


Connect Roomscapes items at any angle. 8 cm wide.



F984 F983 F982 F979 F978

Straight Posts


Connect Roomscapes items in a straight line. 4 cm wide.



F977 F976 F974 F973 F972

Wall Adaptors

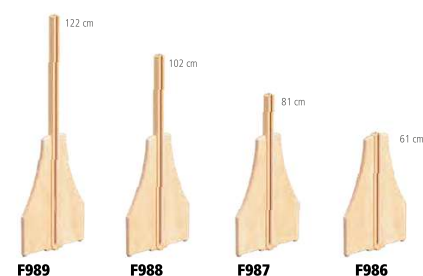
Attach to the wall or other stable fixture to support a post. 2 cm wide.



F759 F782 F758 F757 F781

Panel Stabilisers

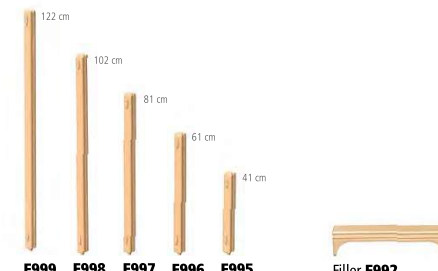
Stabilise Roomscapes panels. Not for use with Roomscapes Entry or Gates. Base: 40 cm wide.



F989 F988 F987 F986

4-way Adaptors

Allow three or four-way junctions in room divisions. 6 cm wide.



F999 F998 F997 F996 F995 Filler F992



Trays, Crates and Baskets

ECERS 4: 7.2, 17.7.2, 34: 7.1, 5.3
ITERS 2: 5.1, 4.5.3, 15: 7.1

Organise your room with our collection of Trays, Crates, and Baskets. There are two main sizes:

Large containers fit the more spacious Tray Shelves, while **Medium containers** fit Tote Shelves and most of our other shelving. All containers are cleanable and durable.

Indestructible

Polyrattan baskets are practical, sturdy, and easy to clean. (Really, just send them through the dishwasher!)

Tote Shelf (F682)



Crates have a full-perimeter hand hold, making them easy for children to manoeuvre.

The natural look

Baskets bring a calm and elegant aesthetic to any space. Choose wooden Carry Crates to add a touch of nature.



A Shallow Tote fits two Half Totes or four Quarter Totes.



Containers of the same size stack.



Believe it when you see it! Transparent containers offer a visual invitation to play and discovery.

Large

For use with Tray Units
Tray Unit depth is 46 cm.



Deep Tray Basket G479
Base: 24 x 38 cm
Fits Tray Shelves made after January 2017



Shallow Tray Basket G477
Base: 28 x 41 cm
Fits Tray Shelves made after January 2017



Large Carry Crate G496
Fits Tray Units made after January 2017



Large Carry Crate, clear G497
Fits Tray Units made after January 2017



Deep Tray F920
Choose clear or cream ☐ ☐
Base: 28 x 40 cm



Shallow Tray F910
Choose clear or cream ☐ ☐
Base: 28 x 40 cm

Medium

For use with Tote Shelves
Tote Shelf depth is 37 cm.



Deep Basket G483
Base: 19 x 29 cm



Shallow Basket G484
Base: 24 x 32 cm



Medium Carry Crate G494
Base fits A4



Medium Carry Crate, clear G495
Base fits A4



Deep Tote F890
Choose clear or cream ☐ ☐
Base: 23 x 30 cm



Shallow Tote F880
Choose clear or cream ☐ ☐
Base: 24 x 31 cm, fits A4

Other

Six Label Holders G490



Corner Basket G486



Corner Crate G498



Small Carry Crate G492



Small Carry Crate, clear G493



Four Cream Half Totes F981



Four Cream Quarter Totes F991

Which is which?
Hmm.



Trays and Large Carry Crates fit on Tray shelves (46 cm deep).



Totes and Medium Carry Crates fit on Tote Shelves (37 cm deep).



Small Carry Crates fit on Craft Shelves and Display & Discovery Shelves.

Using Roomscapes

A quick guide to planning your Roomscapes order.

Overwhelmed? Ask about our free room layout service: +44 1580 883310

1. Measure your space

For a room divider, measure the span to the nearest centimetre. If planning an entire room, you will need a floor plan with a full set of dimensions. This should include doors, windows and built-in features.

2. Know your goals

- How old are your children?
- What about storage?
- How accessible should the area be?

3. Choose your items

See individual pages for dimensions of products.



Shelves double as boundaries and display when used in a divider. See page 67



Panels provide a simple divider in various heights. See page 78



Gates and Entries allow or restrict access to a space. See page 85

4. Put it all together

Roomscapes Shelves and Panels connect without tools, using sturdy posts.



Posts connect Roomscapes products. See page 88



Wall Adaptors attach posts to a wall. See page 88



Panel Stabilisers support a line of panels. See page 88



Fillers close the gap between two shelves. See page 88



Each shelf and panel has couplings on the sides where posts attach.



Posts slide onto the couplings. No tools needed!




Shelves and panels can connect at any angle.

How to make safe and stable Roomscapes connections

Along with the ability to define your own space comes the responsibility to set up safe configurations. Because of the almost limitless options of the Roomscapes system, common sense is always needed to ensure that your setup is safe. Here are some essential guidelines to follow when connecting your Roomscapes items. Please follow them, as well as any warnings or cautions for specific items throughout this guide.

Posts



Always match post height to the highest piece it connects.

If you place panels on top of shelves or other panels to make a higher divider, the combined height should not exceed 122 cm.

Panels and Arches

Never connect more than two panels in a row without stabilising them in one of the following ways:



Add a shelf.

Create an angle in the line of panels.



Use a Panel Stabiliser of the correct height.

Attach to a wall

- Panels must always be attached at both ends. (See illustrations above.)
- Never exceed 122 cm in height.
- Never end a straight line of panels with a single Corner Shelf.
- A 61 or 81 cm high Corner Shelf connected to a Teacher Arch or Roomscapes Entry must also connect to another panel, shelf, or Wall Adaptor.
- DO NOT support 102 or 122 cm high panels (the tallest) with 41 cm high shelves (the lowest).
- A 41 cm shelf with a panel stacked on top must be supported by other shelves or panels.
- Do not use two Corner Shelves to stabilise a straight line of panels.

Roomscapes Gates

Gates need extra support to be stable and safe.




Supporting posts must be at least 81 cm high.



Attached shelves or panels must be at least 61 cm high.



A 61 or 81 cm high Corner Shelf connected to a Roomscapes Gate or Compact Gate must also connect to another panel, shelf, or Wall Adaptor.



Panels must connect at an angle to the Gate.*



63 cm long shelves must connect at an angle to the Gate.*

*Exception: the Roomscapes Gate and Compact Gate may connect in a straight line with a panel or 63 cm Shelf, but only if the hinge side is connected to a 94 cm Shelf (or longer), to a wall, or to angled panels.



243 x 209 cm

Baby Safe Area

N712
Choose Tote colour or Baskets ☐ ☐
Comes with Wooden Posts

Roomy and versatile, this safe play area can be arranged in a corner, against a wall, or to partition a room.




200 x 150 cm

Sensory Area

N720
Comes with Wooden Posts

Warm bamboo and natural rice grass welcome children into this Sensory Area. Includes both storage and display space.



148 x 148 cm

Cosy Corner

N715
Comes with Wooden Posts

A favourite set, these simple panels can create a nook almost anywhere.





200 x 170 cm

Art and Creative Area

N721

Choose Tote colour or Baskets ☐ ☐ ☐

Comes with Wooden Posts

A beautiful space where creativity can flourish. Art supplies and mark-making tools are displayed attractively at child-height for easy access.



MultiTable D293 Translucent Curve F904 Post F973 Post F979 Post F982 Translucent Wave F803 Chalkboard Cover F861 Adjustable Shelf 81cm F622 Supply Unit 3 H577



192 cm x 46 cm
(122 cm high)


Display and Discovery Set

N702

Choose Tray colour or Baskets ☐ ☐ ☐

Comes with Wooden Posts

Exhibit posters and information on the Display Board Panel with clear protective cover. Flip it around to use the magnetic whiteboard. Related objects can be displayed on the shelf top, and other materials store in the tidy trays below.



Filler x2 F992 Corner Crate x4 G498 Clear Cover F825 Post x2 F914 Corner Shelf x2 F675 Display Tray Unit N722



75 x 206 cm

Workstation

N711

Choose Tray colour or Baskets ☐ ☐ ☐

Choose Chair size 2 or 3

Comes with Wooden Posts

Here's a quiet alcove for concentrated learning.



Woodcrest Chair J714 (size 3) MultiTable D244 Display Panel F713 Bamboo Panel F733 Bamboo Panel F817 Adjustable Shelf F621 Display Tray Unit N723 Post x2 F984



140 x 271 cm

Construction Area

N713

Choose Tray colour or Baskets ☐ ☐ ☐

Comes with Wooden Posts

This corner offers a defined area for young builders. Shelving includes storage for small-world props.



Quarter School Set G461 Bamboo Curve F813 Tray Unit F586 Post F973 Post F979 Post F982 Fixed Shelf F645 Translucent Wave F803



240 x 200 cm

Focus Corner

N706

Choose Tote colour or Baskets ☐ ☐ ☐
Choose Armchair colour ☐ ☐
Comes with Wooden Posts

Step out of the bustle of a lively classroom into this calm, relaxing space.



200 x 170 cm

Toddler Book Corner

N705

Comes with Wooden Posts

Toddlers will love selecting their own book and settling down for a look. Simple and cosy, this book corner is designed to fit anywhere in your room.



169 x 313 cm

Literacy Corner

N717

Comes with Wooden Posts

This beautiful corner supports quality book time. Shelves face in or out so you can arrange them to suit your setting.





304 x 254 cm

Classroom Role Play Corner

N719

Table and chairs not included (see p. 209)

A flexible role play area with canopy and window to encourage interaction.



220 x 210 cm

Role Play, 2-5s

N718

Table and Stacking Stools not included (see p.209 and 155)

This little corner contains a treasure trove of inviting materials to spark imagination and collaboration. The mirror and open displays invite children to play.



142 cm long x 149 cm high

Canopy Unit

F872

A Canopy will add role play appeal to any room. The Canopy can be taken off without tools and stored flat.



140 cm long x 130 cm high

Puppet Theatre

N699

Let the show begin! This Puppet Theatre has a built-in storage shelf and stage, offering endless fun and imaginative play for children.

